

PROJECT

OCCC NETWORK AND WELLNESS ROOMS
WEST BUILDING
ORANGE COUNTY CONVENTION CENTER
9800 INTERNATIONAL DRIVE
Orlando, FL 32819

KEY NOTES:

- 097723 FABRIC WRAPPED PANELS
- 099123 INTERIOR PAINTING
- 097200 WALLCOVERING
- 096513.13 RESILIENT BASE
- 092116 GYP BOARD STUD
- WALL PARTITION
- 095113 CEILING SYSTEMS

NOTES:

CEILING PLANS FOR REFERENCE ONLY.
REFER TO MEP/FR SHEETS DETAILS

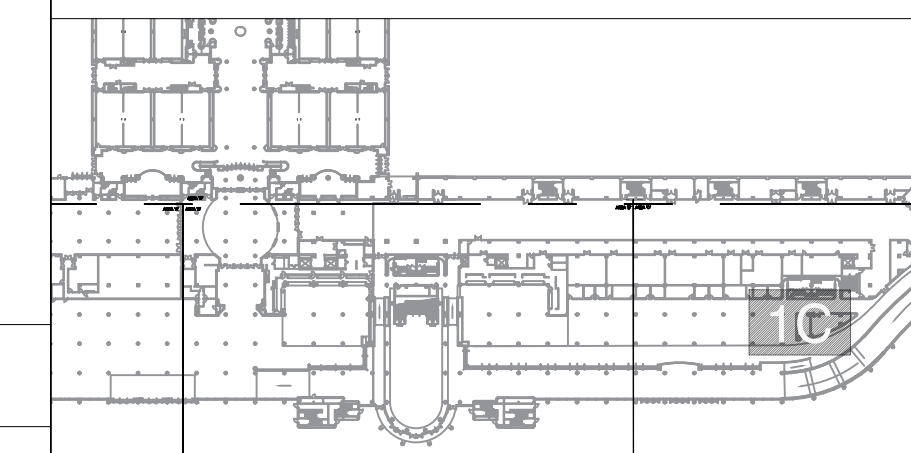
HATCH LEGEND:

- ACOUSTICAL WALL PANEL
- ACOUSTICAL WALL PANEL (CURVED)
- FABRIC WALLCOVERING
- GYPSUM BOARD CEILING
- PAINTED DRYWALL
- PAINTED PRE-CAST BASE
- VINYL BASE


SYMBOL LEGEND:

- ELEVATION MARKER
- DETAIL REFERENCE
- SECTION REFERENCE
- PARTITION TAG
- DOOR TAG
- EXISTING CEILING TILE TO BE DEMOLISHED
- FLOURESCENT RECESSED CAN LIGHT TO BE DEMOLISHED
- NEW LED RECESSED CAN LIGHT
- EXISTING CEILING-MOUNTED SPEAKER
- HVAC DEVICE TO BE DEMOLISHED
- NEW 2'x2' CEILING-MOUNTED HVAC DEVICE
- CEILING-MOUNTED ACCESS PANEL TO REMAIN
- SPRINKLER HEAD LOCATIONS TO REMAIN
- EXIT LIGHTS TO REMAIN
- EXISTING CEILING-MOUNTED FIRE STROBE TO REMAIN
- WALL-MOUNTED WIFI BOOSTER
- NEW INTERIOR PARTITION
- WALLCOVERING TO BE REMOVED
- ACOUSTICAL WALL PANELS TO BE DEMOLISHED

KEY PLAN:



SEAL



ISSUED FOR

100% BID DOCUMENTS

PROJECT INFORMATION

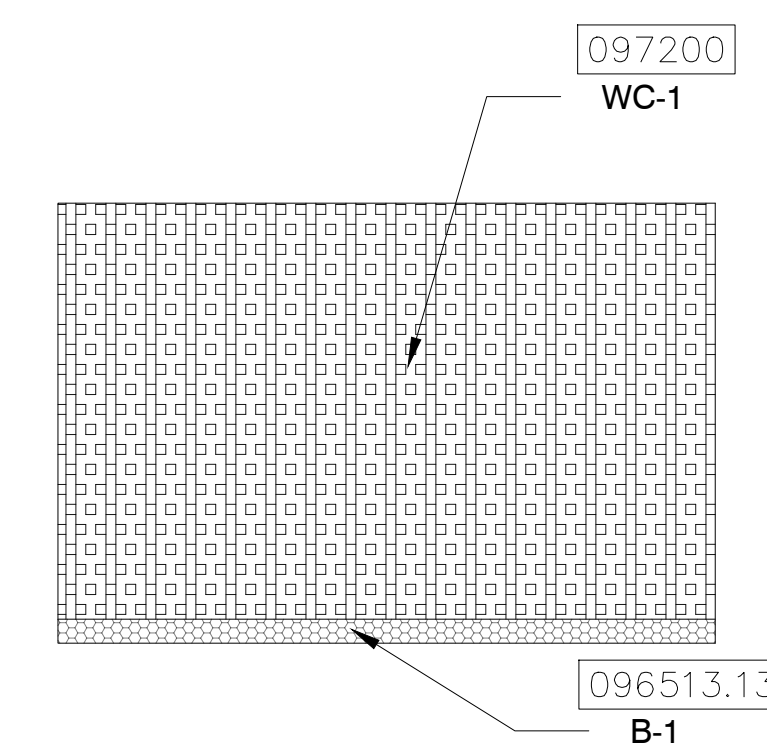
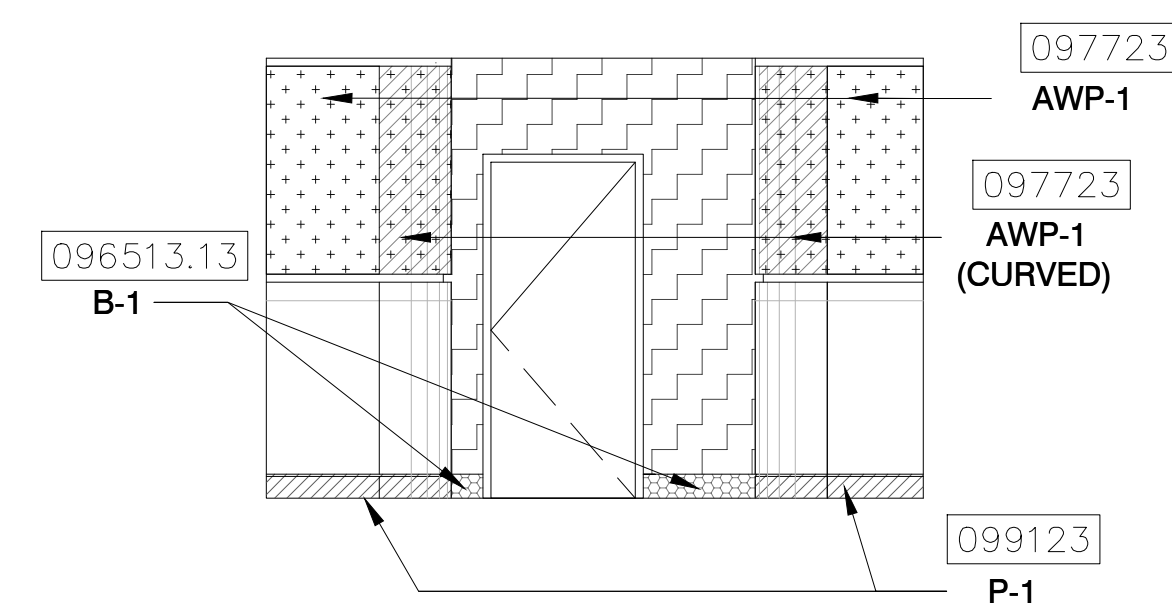
PROJECT NUMBER:
76916
DATE:
03/19/2019
SCALE:
1/4"=1'-0"
DRAWN BY:
KG
CHECKED BY:
JNK

DRAWING NUMBER

LEVEL 100 WEST BUILDING
WELLNESS ROOM
1C ENLARGED PLANS & ELEVATIONS

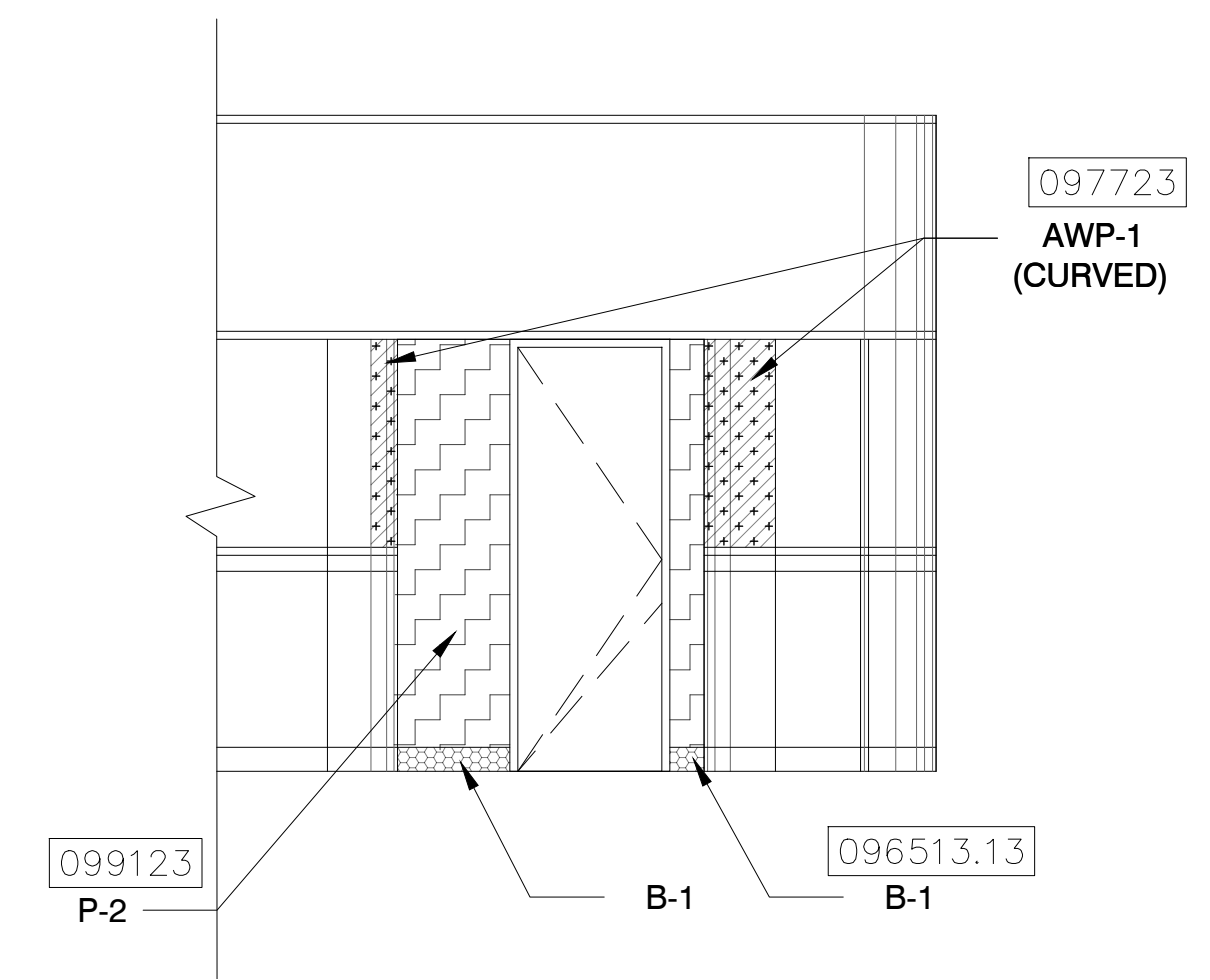
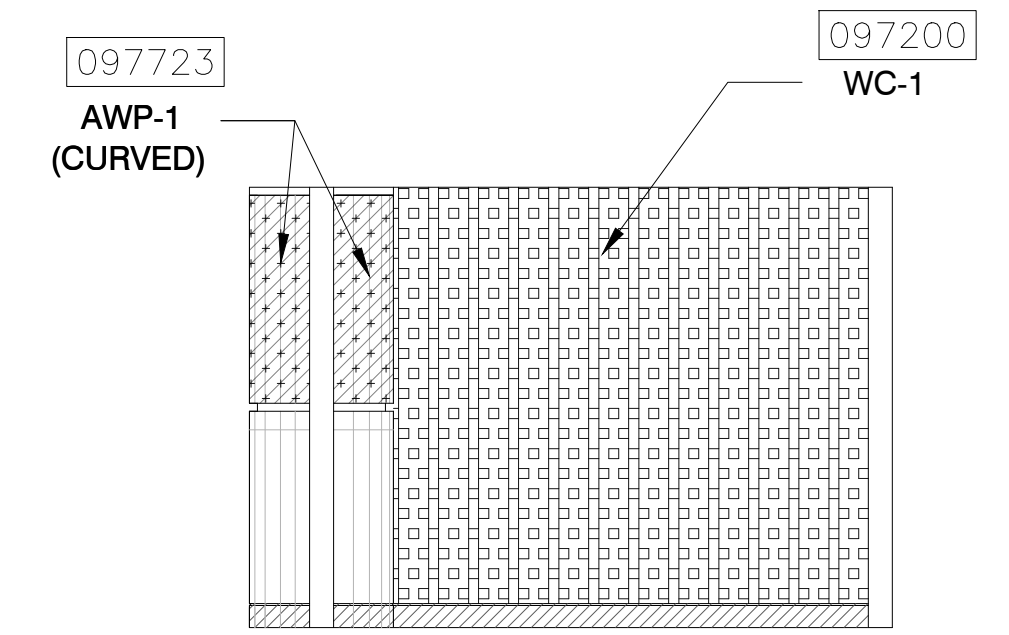
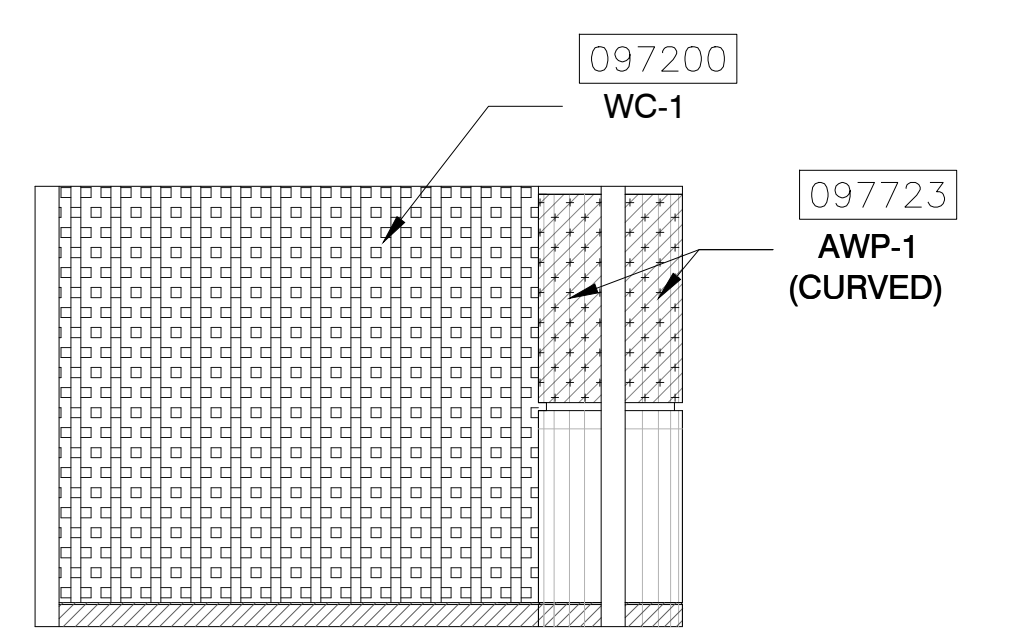
14.101W

This document is not an architectural or engineering study, drawing, specification, or design and is not to be used for construction of any load-bearing columns, load-bearing framing or walls of structures, or issuance of any building permit, except as otherwise provided by law.



3 ELEVATION
1/4" = 1'-0"

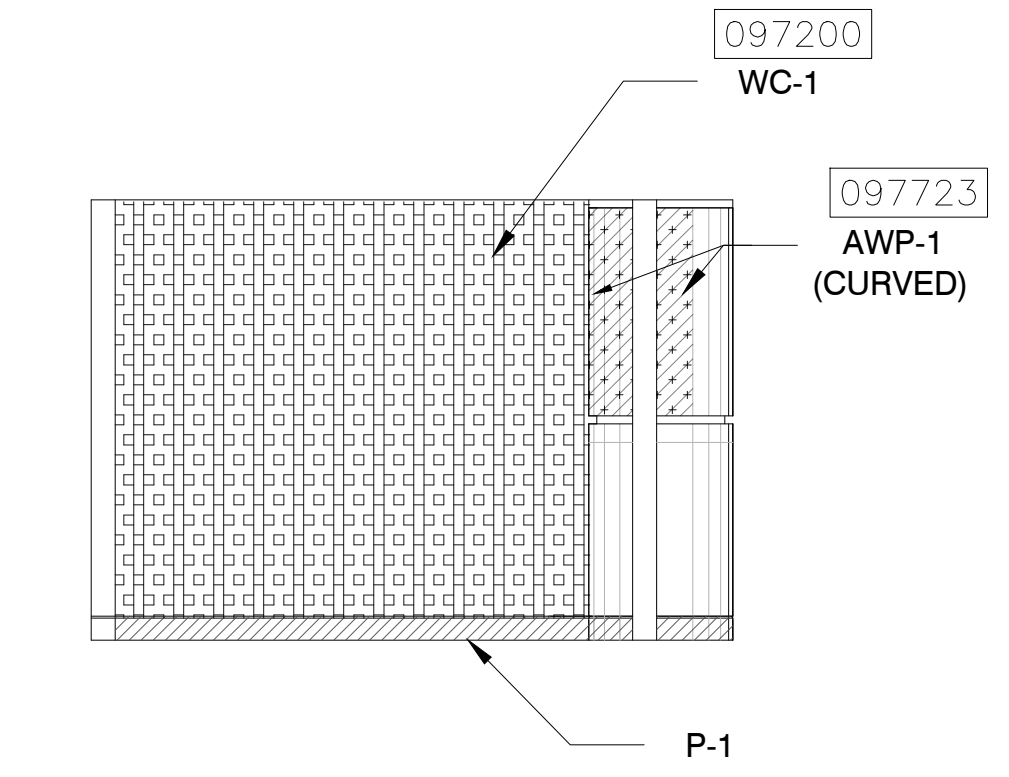
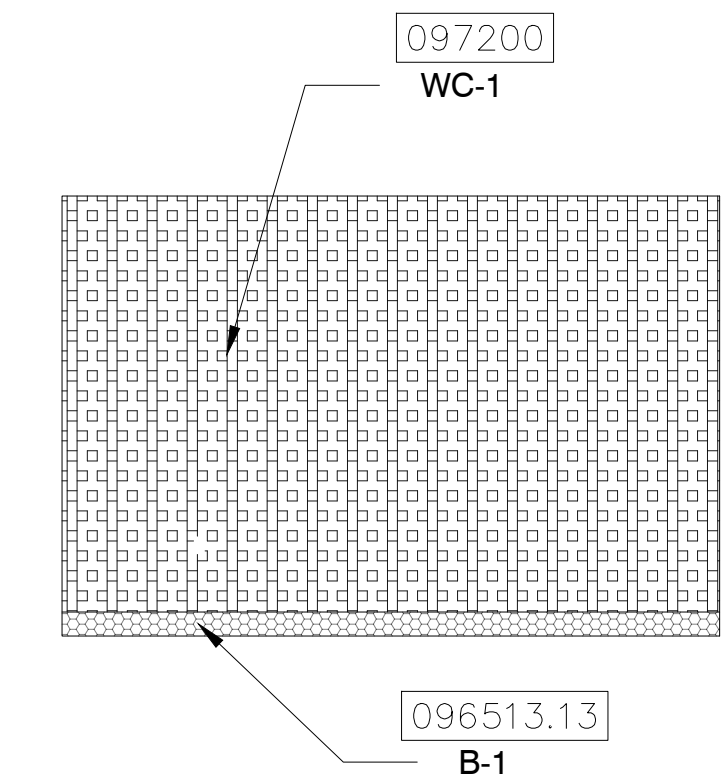
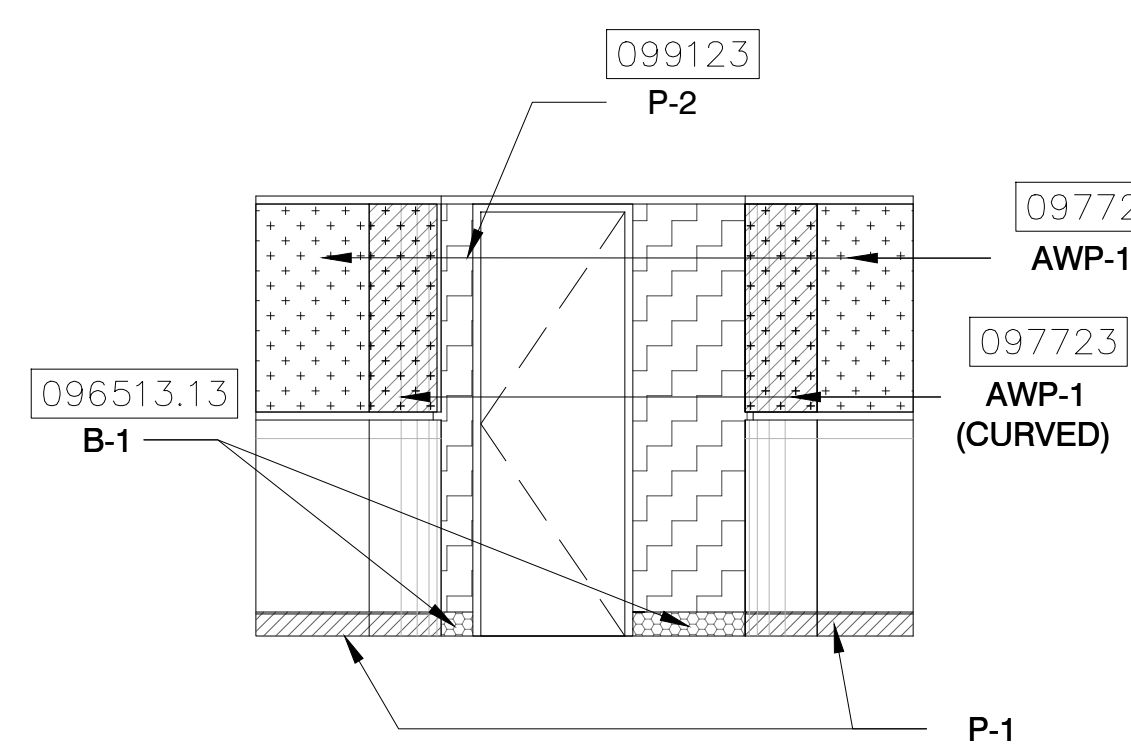
4 ELEVATION
1/4" = 1'-0"



5 ELEVATION
1/4" = 1'-0"

6 ELEVATION
1/4" = 1'-0"

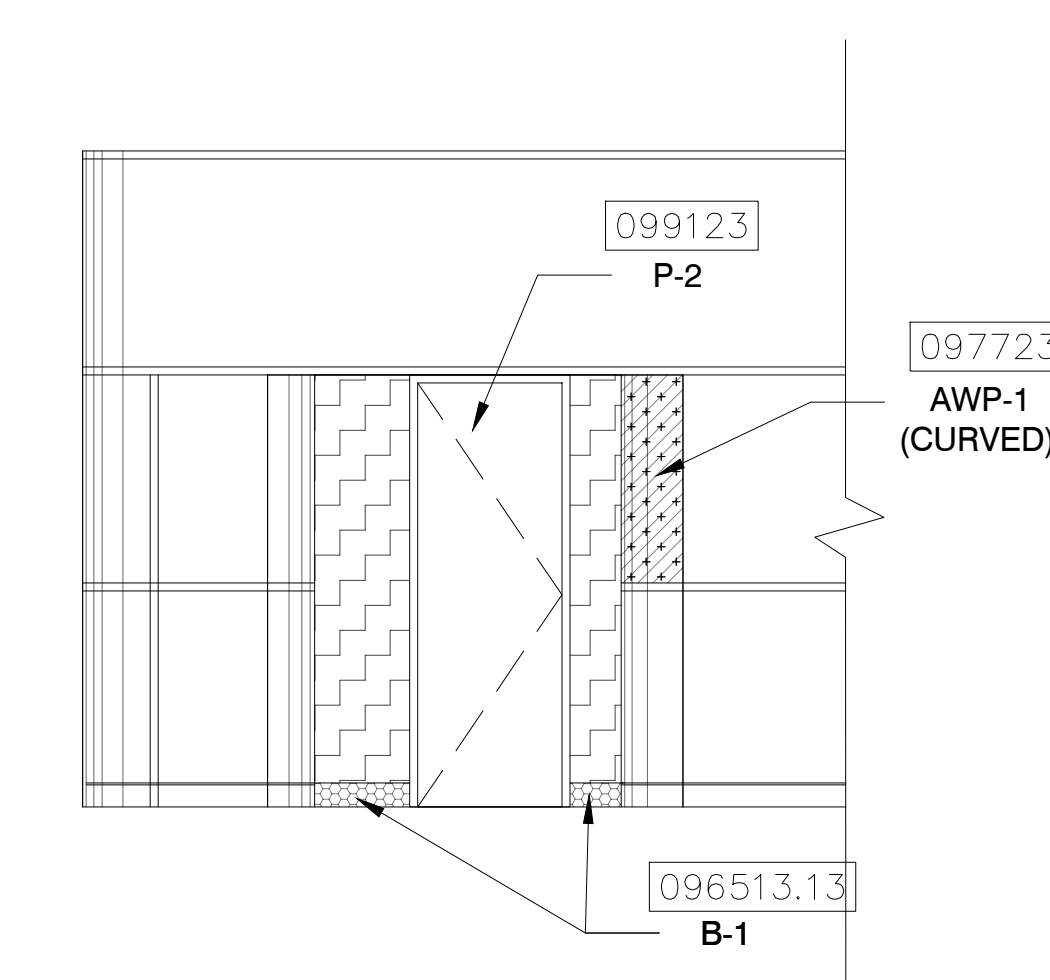
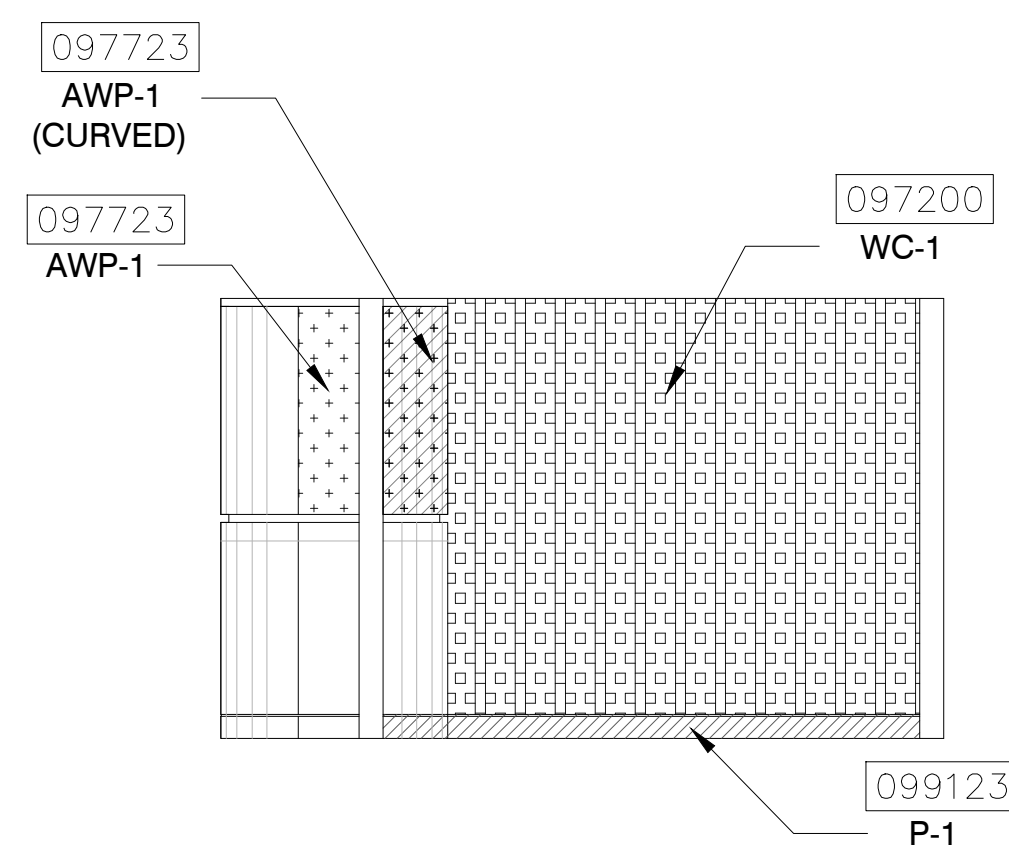
7 ELEVATION
1/4" = 1'-0"



8 ELEVATION
1/4" = 1'-0"

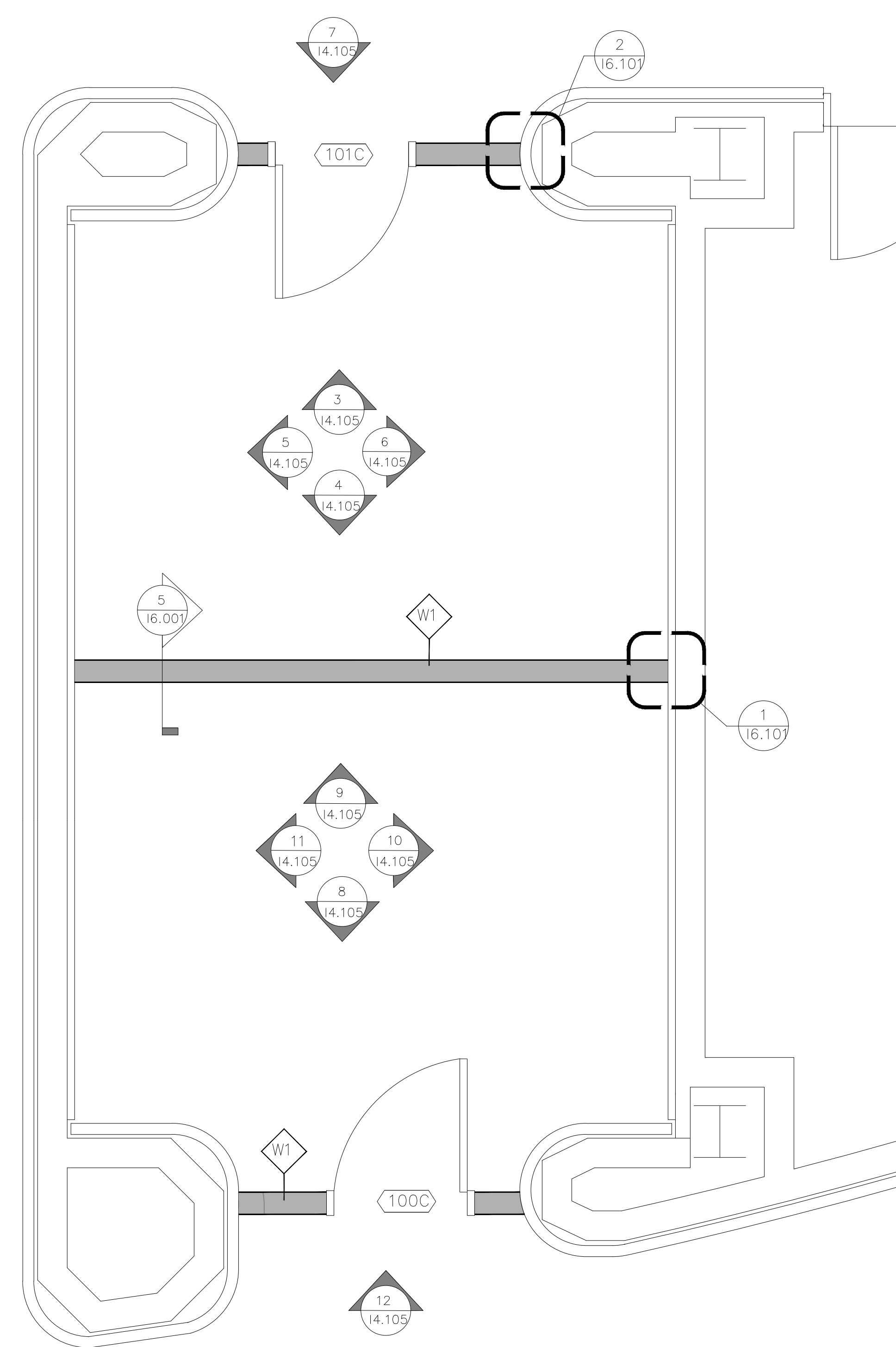
9 ELEVATION
1/4" = 1'-0"

10 ELEVATION
1/4" = 1'-0"



11 ELEVATION
1/4" = 1'-0"

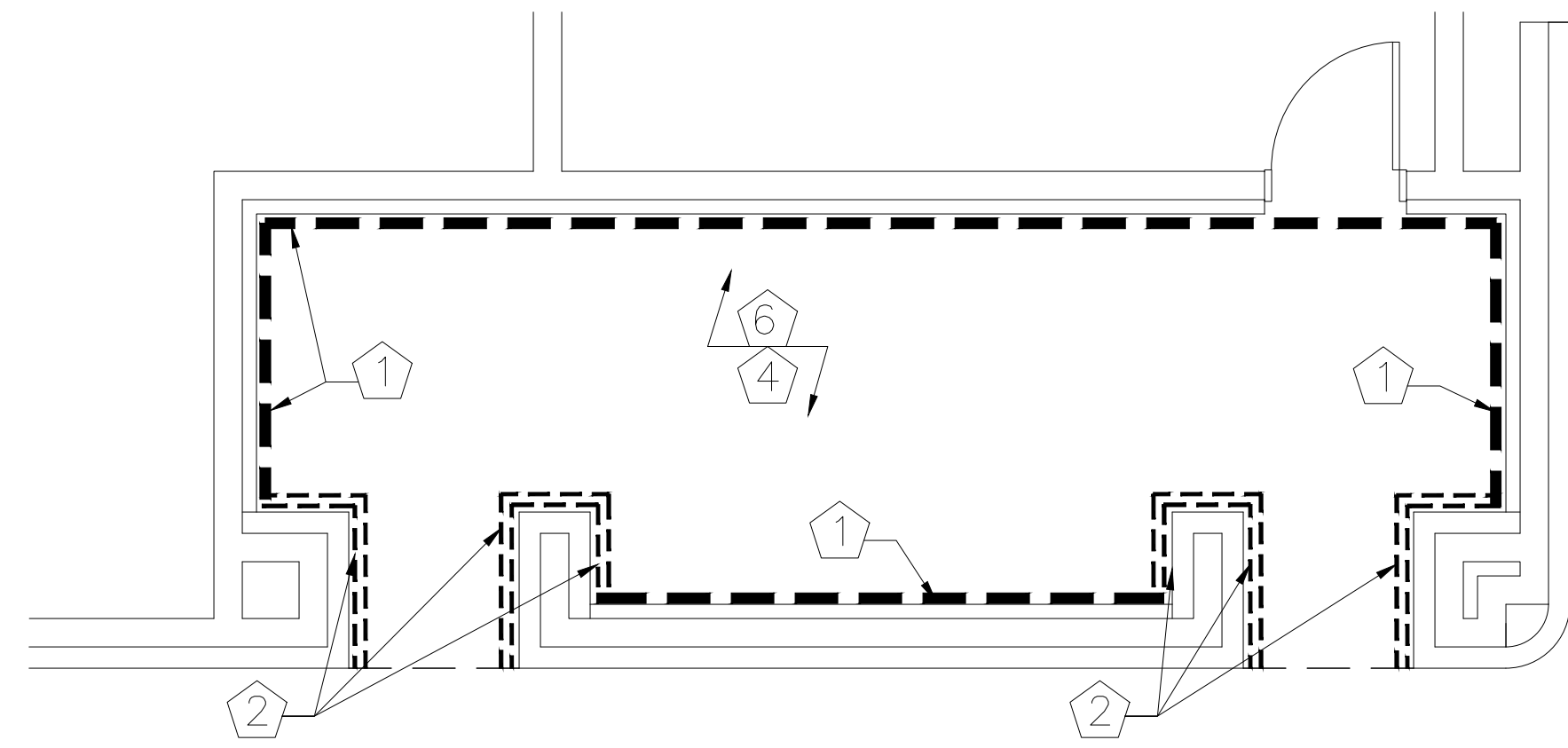
12 ELEVATION
1/4" = 1'-0"



1 ENLARGED PLAN
1/2" = 1'-0"

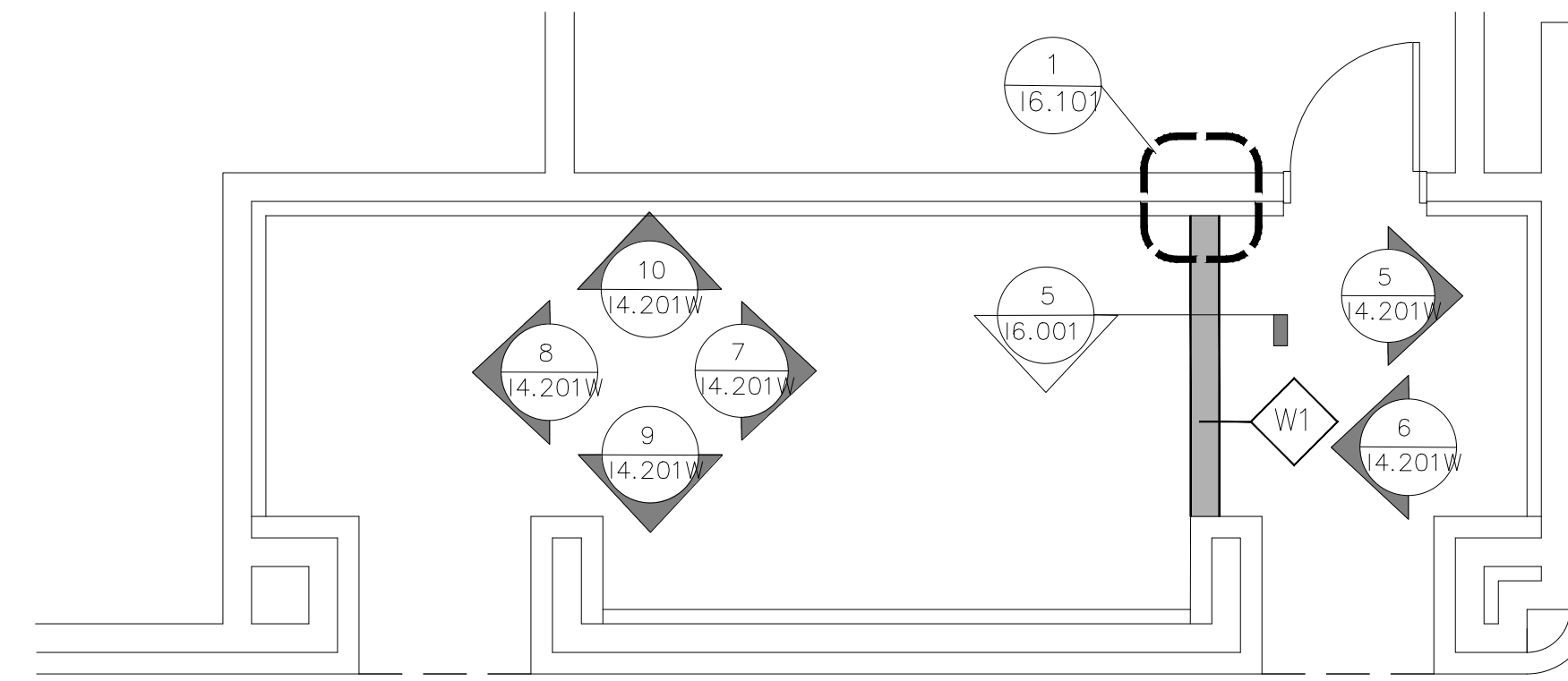
11 ELEVATION
1/4" = 1'-0"

12 ELEVATION
1/4" = 1'-0"



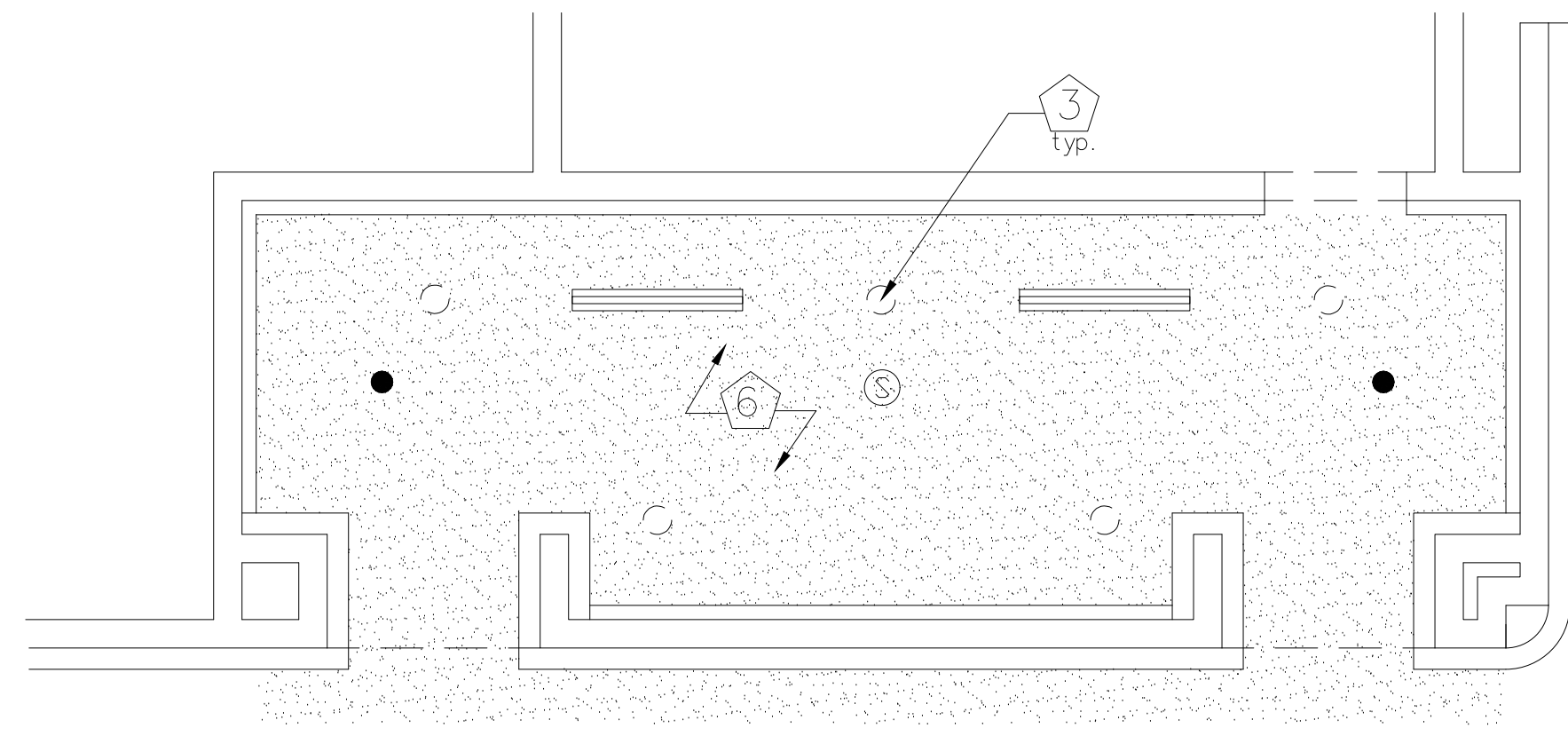
1 NETWORK ROOM 2B FLOOR PLAN - DEMO

1/4" = 1'-0"



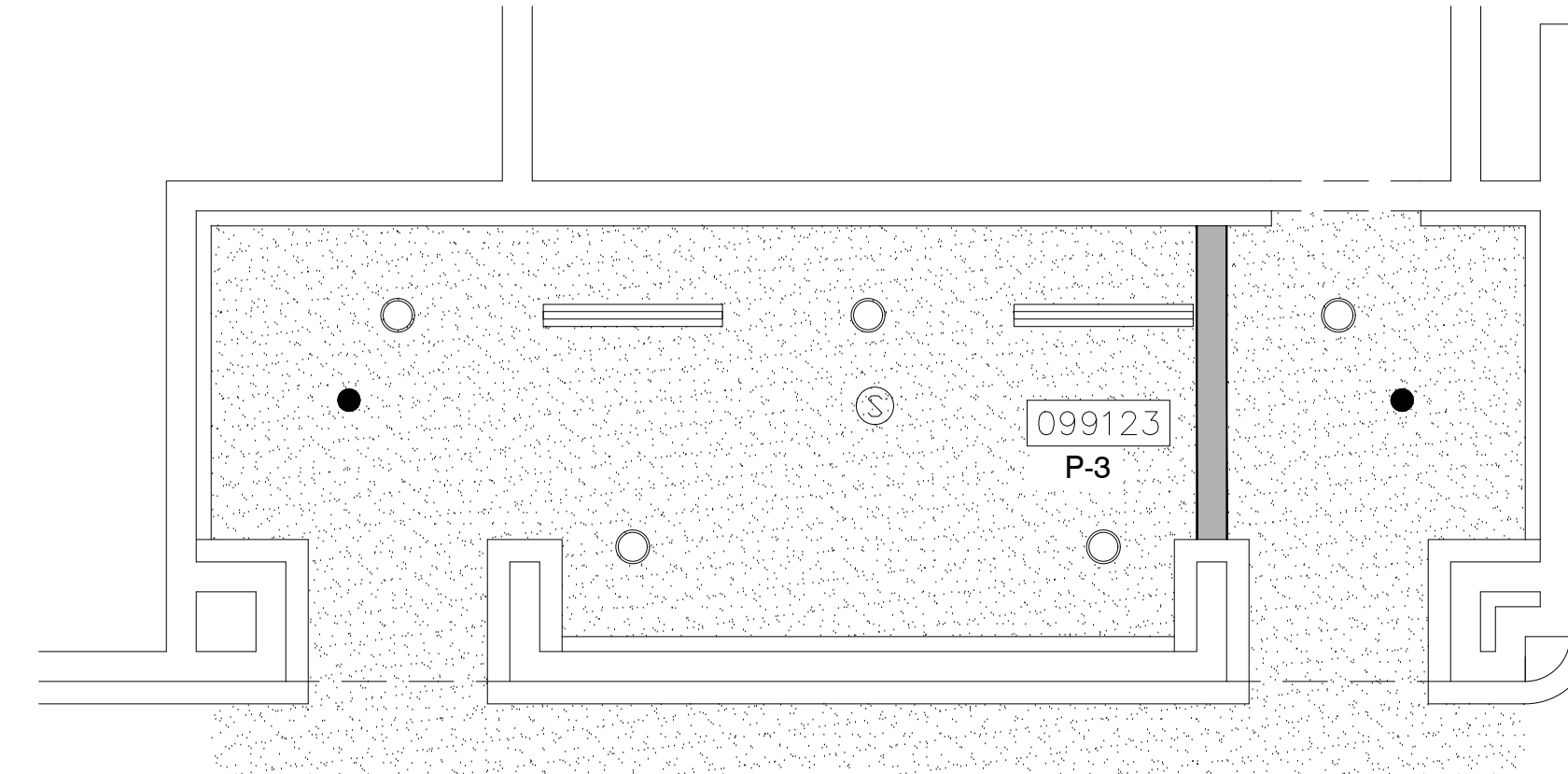
2 NETWORK ROOM 2B FLOOR PLAN - PROPOSED

1/4" = 1'-0"



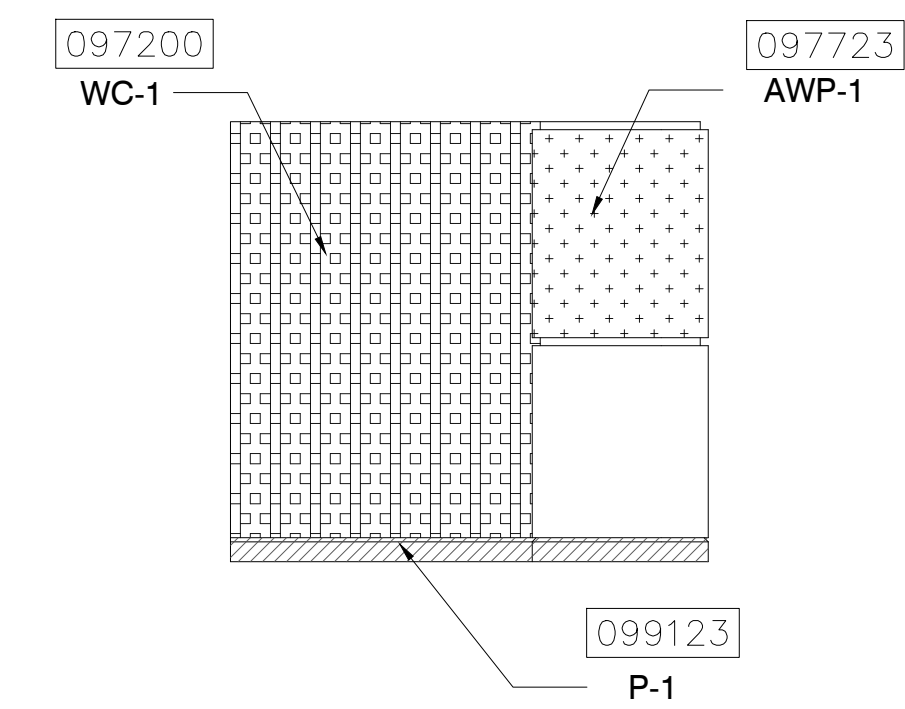
3 NETWORK ROOM 2B REFLECTED CEILING PLAN - DEMO

1/4" = 1'-0"



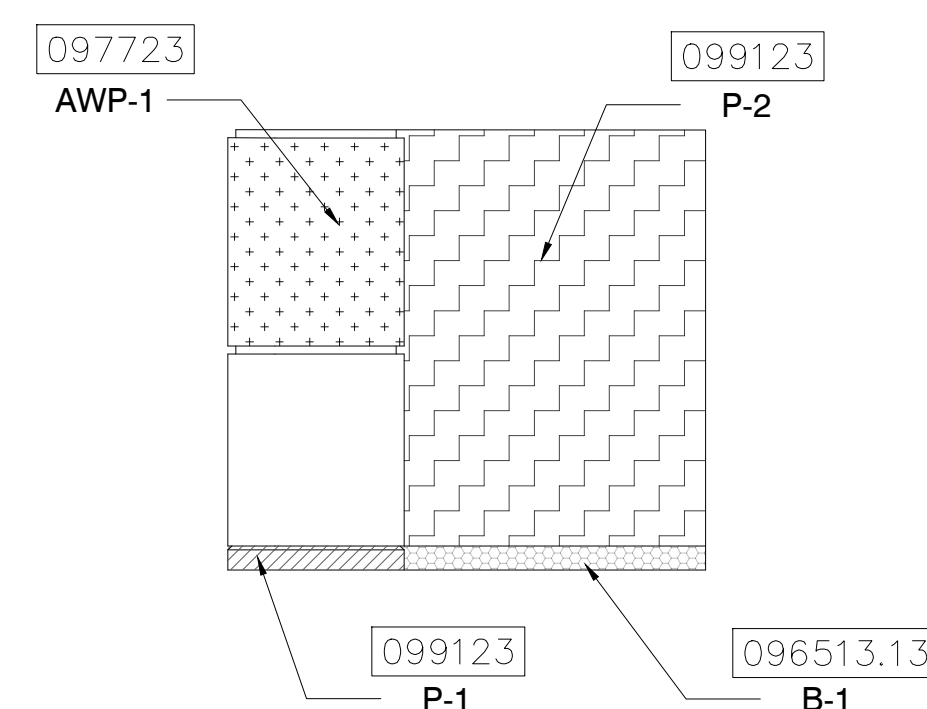
4 NETWORK ROOM 2B REFLECTED CEILING PLAN - PROPOSED

1/4" = 1'-0"



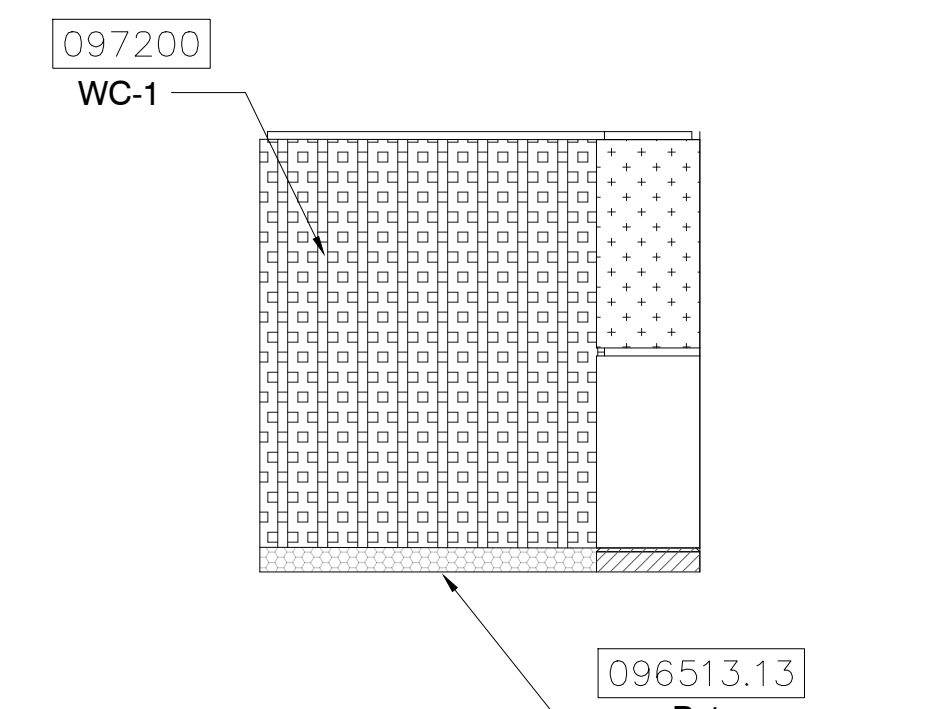
5 ELEVATION

1/4" = 1'-0"



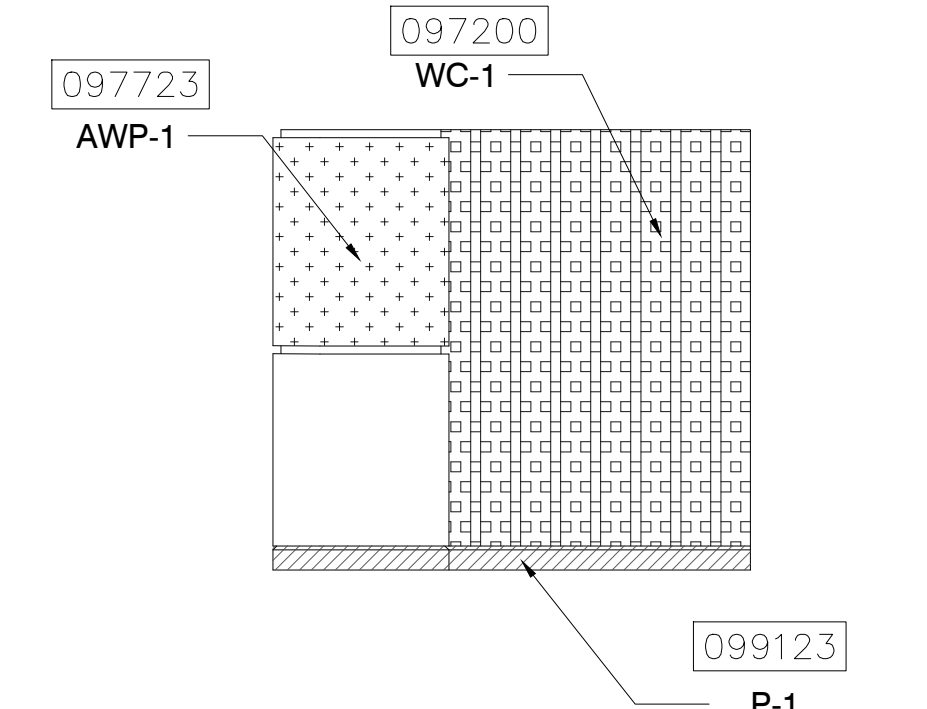
6 ELEVATION

1/4" = 1'-0"



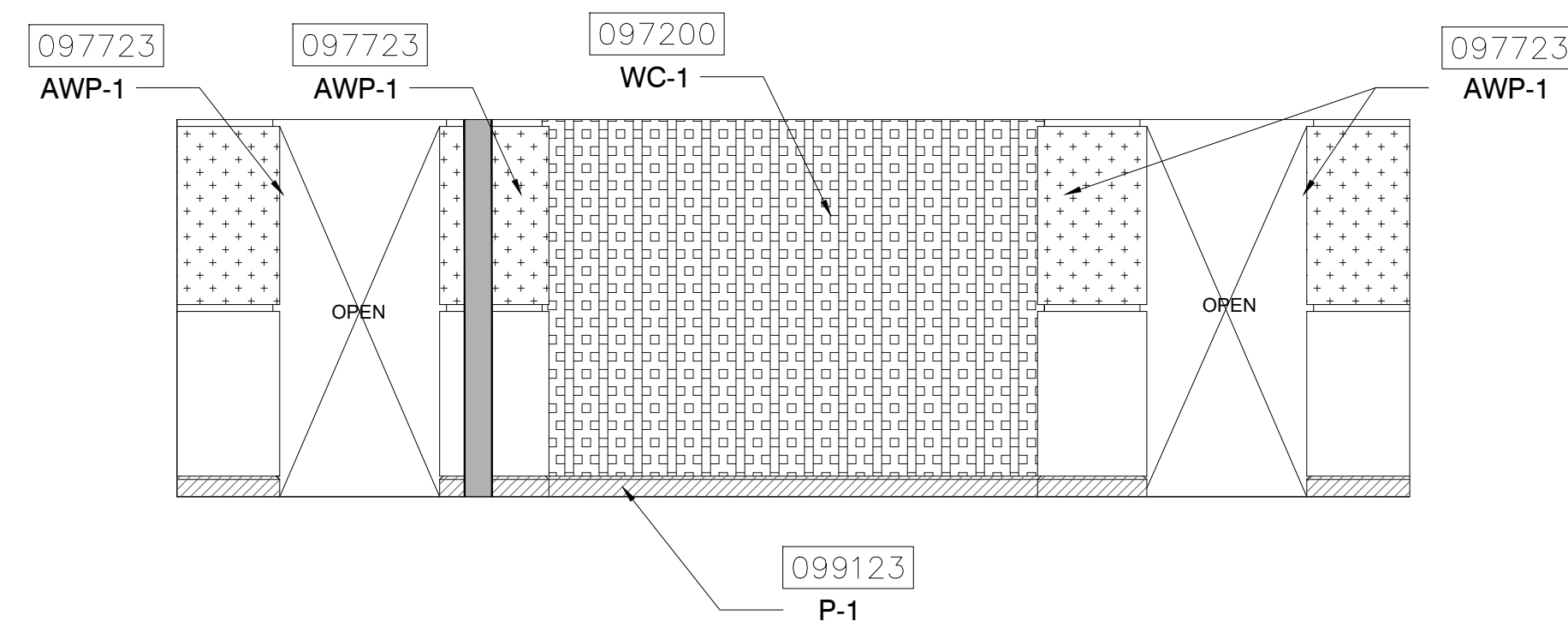
7 ELEVATION

1/4" = 1'-0"



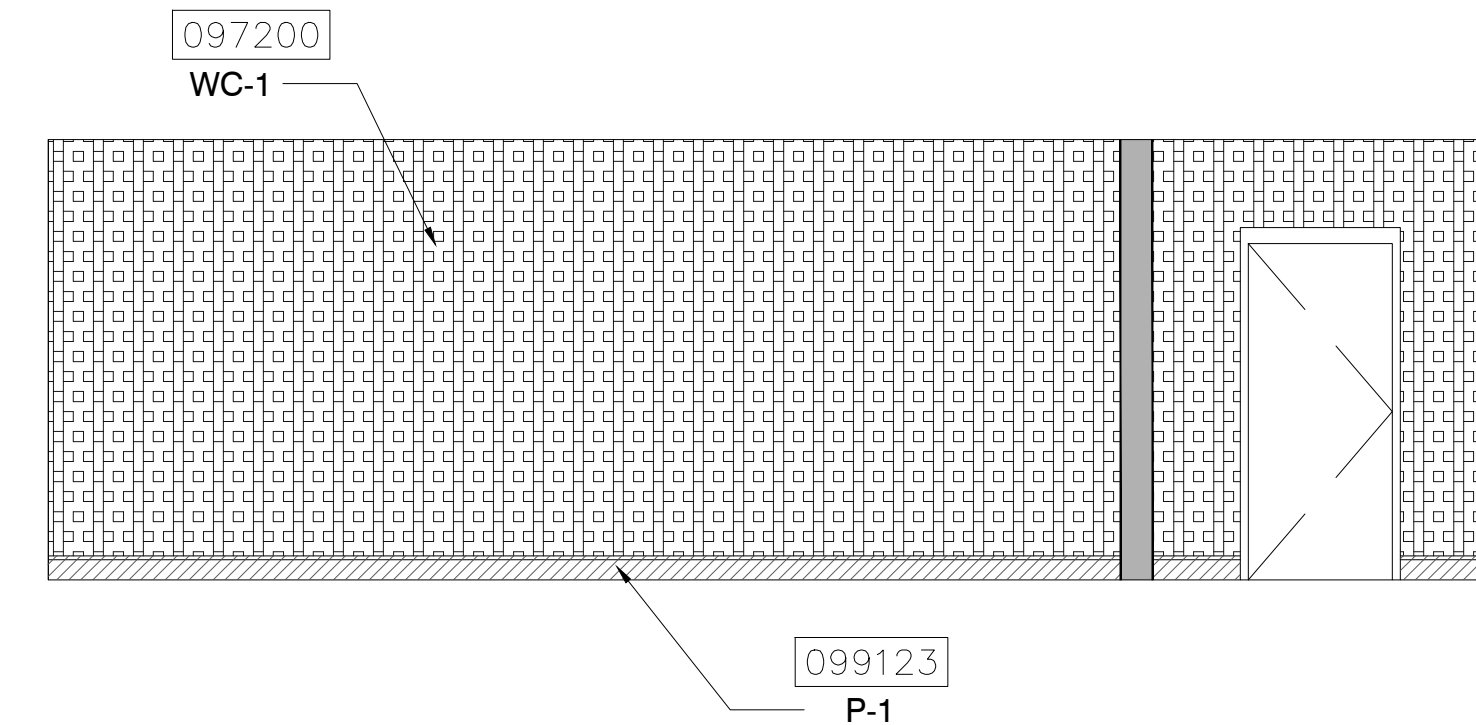
8 ELEVATION

1/4" = 1'-0"



9 ELEVATION

1/4" = 1'-0"



10 ELEVATION

1/4" = 1'-0"

KEY NOTES:

- 097723 FABRIC WRAPPED PANELS
- 099123 INTERIOR PAINTING
- 097200 WALLCOVERING
- 096513.13 RESILIENT BASE
- 092116 GYP BOARD STUD WALL PARTITION
- 095113 CEILING SYSTEMS

NOTES:

- 1 DEMOLISH EXISTING FABRIC WALLCOVERING
- 2 DEMOLISH EXISTING ACOUSTICAL PANELS
- 3 DEMOLISH EXISTING RECESSED CAN LIGHTS
- 4 EXISTING FLOORING SHALL REMAIN
- 5 NEW METAL STUD AND DRYWALL PARTITION
- 6 CONTRACTOR SHALL COORDINATE WITH MEP DRAWINGS TO LOCATE ANY DEVICES TO BE REMOVED OR RELOCATED. DRYWALL TO BE PATCHED, REPAIRED AND PAINTED
- 7 NEW DOOR - REFER TO DOOR SCHEDULE.
- 8 SHEET CARPET - OPC1
- 9 CEILING TILE AND GRID TO BE DEMOLISHED

CEILING PLANS FOR REFERENCE ONLY. REFER TO MEP/FR SHEETS DETAILS

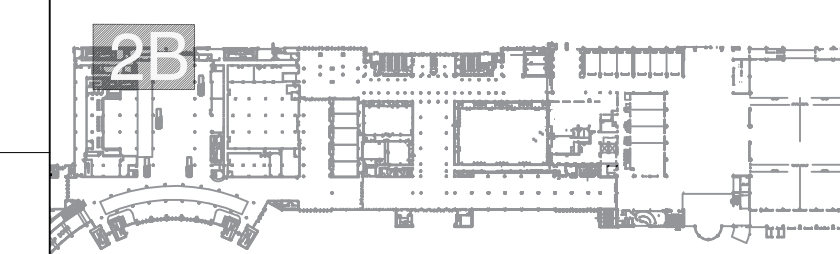
HATCH LEGEND:

- ACOUSTICAL WALL PANEL
- ACOUSTICAL WALL PANEL (CURVED)
- FABRIC WALLCOVERING
- GYP SUM BOARD CEILING
- PAINTED DRYWALL
- PAINTED PRE-CAST BASE
- VINYL BASE
- CARPET INSTALLATION

SYMBOL LEGEND:

- ELEVATION MARKER
- DETAIL REFERENCE
- SECTION REFERENCE
- PARTITION TAG
- DOOR TAG
- EXISTING CEILING TILE TO BE DEMOLISHED
- FLOURESCENT RECESSED CAN LIGHT TO BE DEMOLISHED
- NEW LED RECESSED CAN LIGHT
- EXISTING CEILING-MOUNTED SPEAKER
- HVAC DEVICE TO BE DEMOLISHED
- NEW 2'x2' CEILING-MOUNTED HVAC DEVICE
- CEILING-MOUNTED ACCESS PANEL TO REMAIN
- SPRINKLER HEAD LOCATIONS TO REMAIN
- EXIT LIGHTS TO REMAIN
- EXISTING CEILING-MOUNTED FIRE STROBE TO REMAIN
- WALL-MOUNTED WIFI BOOSTER
- NEW INTERIOR PARTITION
- WALLCOVERING TO BE REMOVED
- ACOUSTICAL WALL PANELS TO BE DEMOLISHED

KEY PLAN:




205 E. Central Blvd.
Suite 500
Orlando, FL 32801
Phone 407.644.2445
Fax 407.644.0445
www.tjngpartners.com

18 0001073

PROJECT

ORANGE COUNTY NETWORK AND WELLNESS ROOMS
WEST BUILDING
ORANGE COUNTY CONVENTION CENTER
9800 INTERNATIONAL DRIVE
Orlando, FL 32819

SEAL



ISSUED FOR

100% BID DOCUMENTS

PROJECT INFORMATION

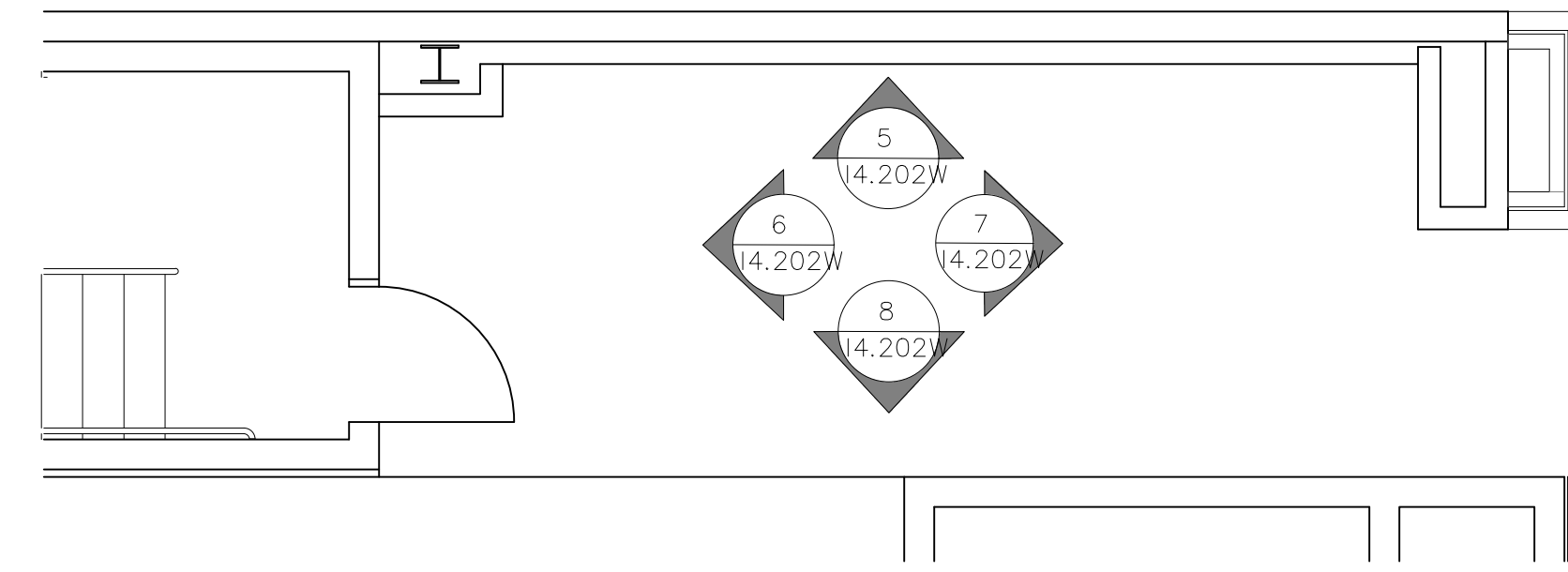
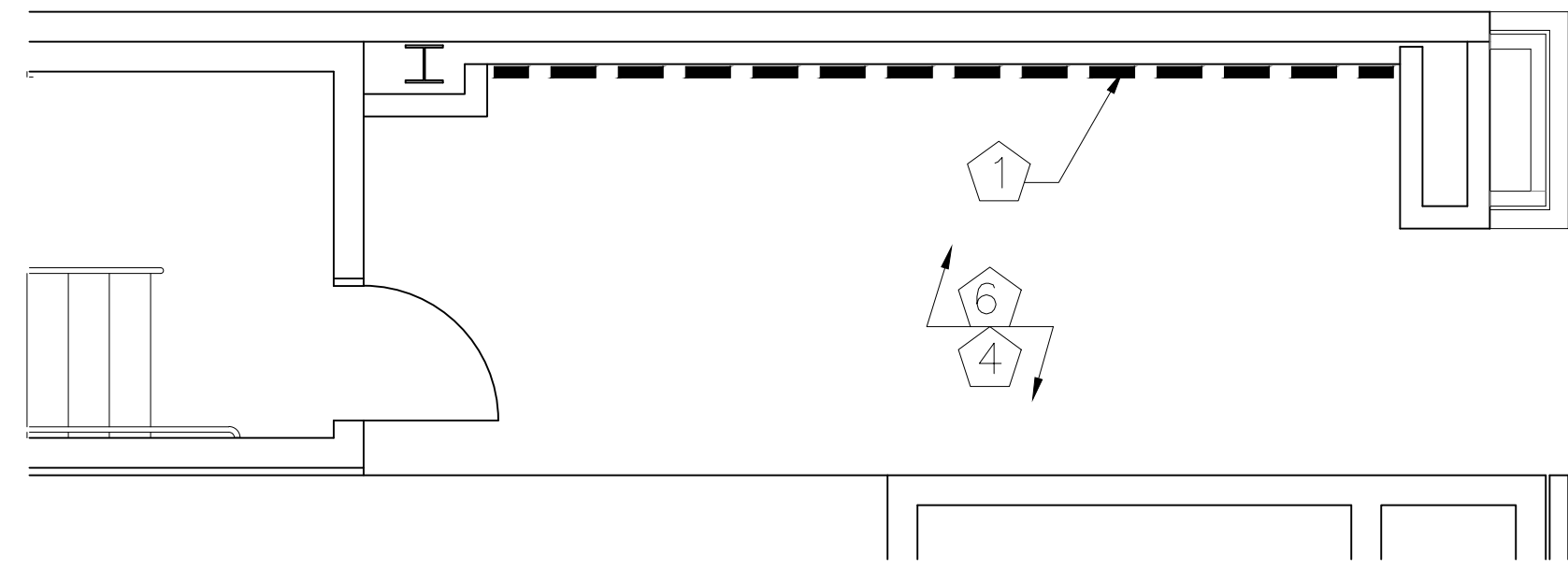
PROJECT NUMBER:
76916
DATE:
03/19/2019
SCALE:
1/4"=1'-0"
DRAWN BY:
KG
CHECKED BY:
JNK

DRAWING NUMBER

LEVEL 200 WEST BUILDING
NETWORK ROOM 2B
FLOOR PLAN, REFLECTED CEILING
PLAN AND ELEVATIONS

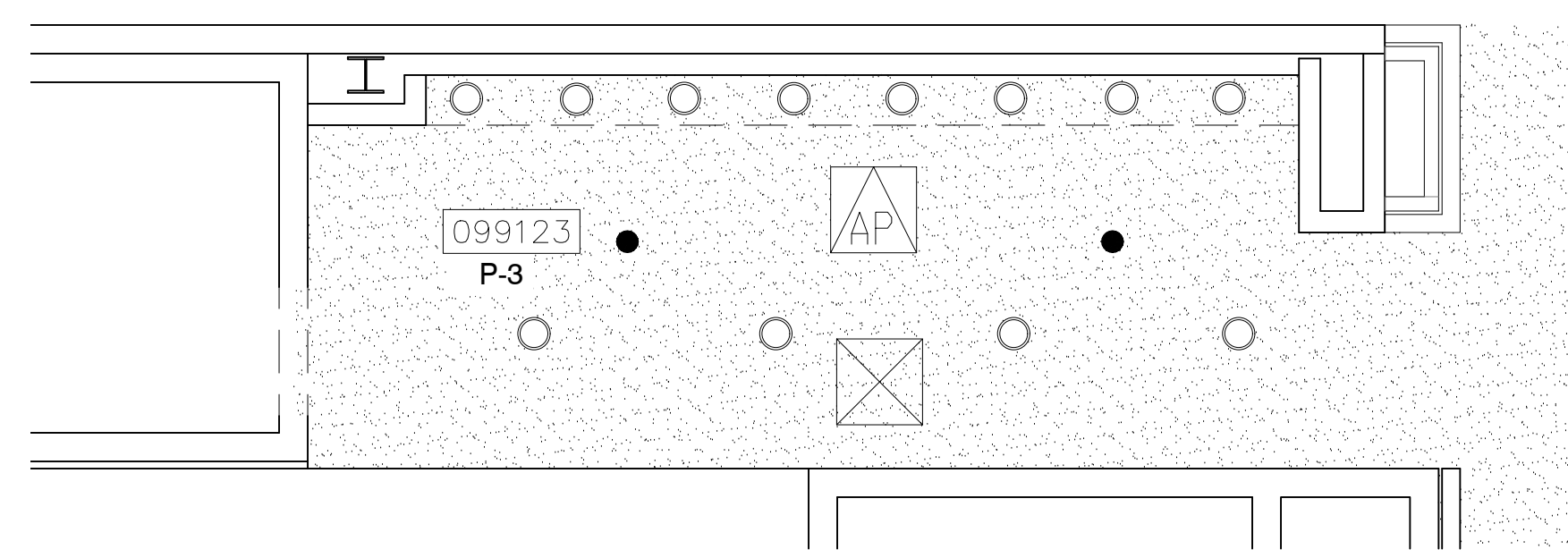
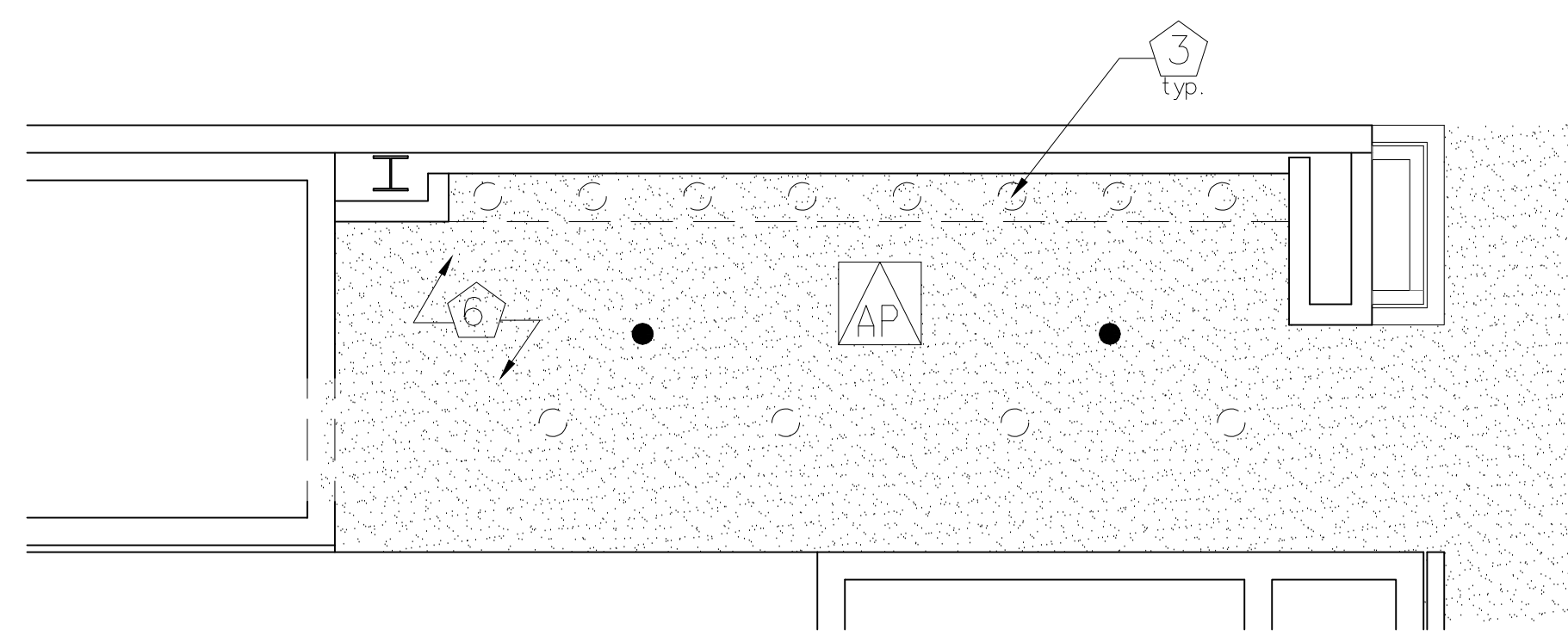
14.201W

This document is not an architectural or engineering study, drawing, specification, or design and is not to be used for construction of any load-bearing columns, load-bearing framing or walls of structures, or issuance of any building permit, except as otherwise provided by law.



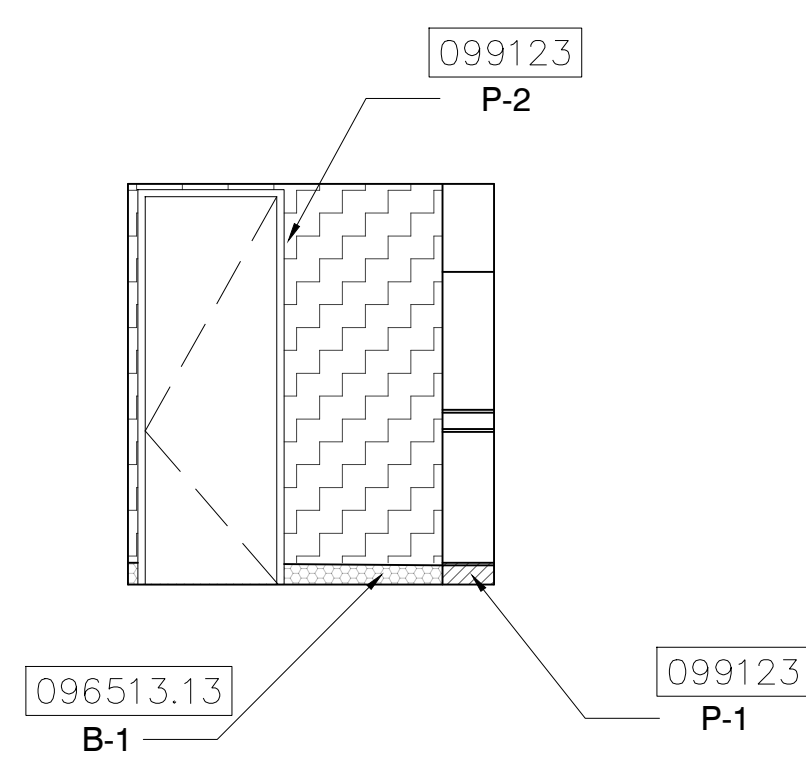
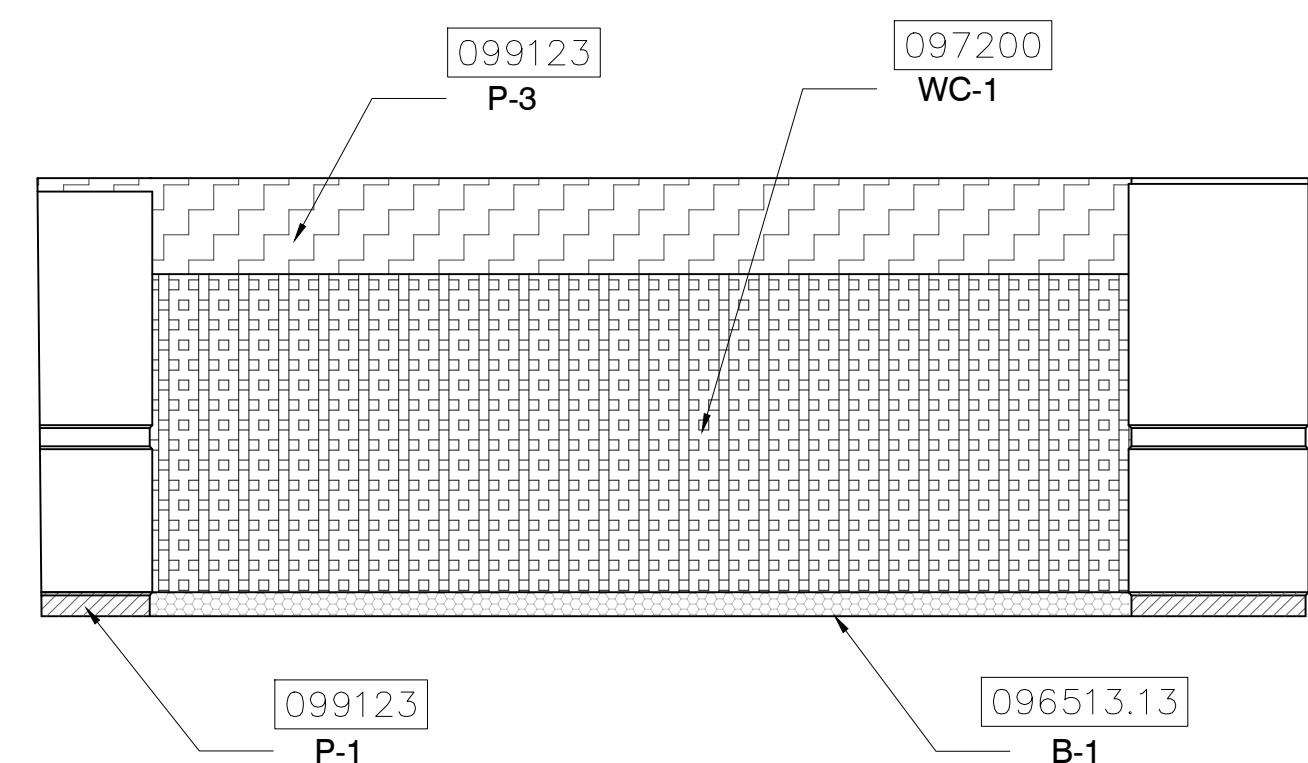
1 NETWORK ROOM 2C FLOOR PLAN - DEMO
1/4" = 1'-0"

2 NETWORK ROOM 2C FLOOR PLAN - PROPOSED
1/4" = 1'-0"



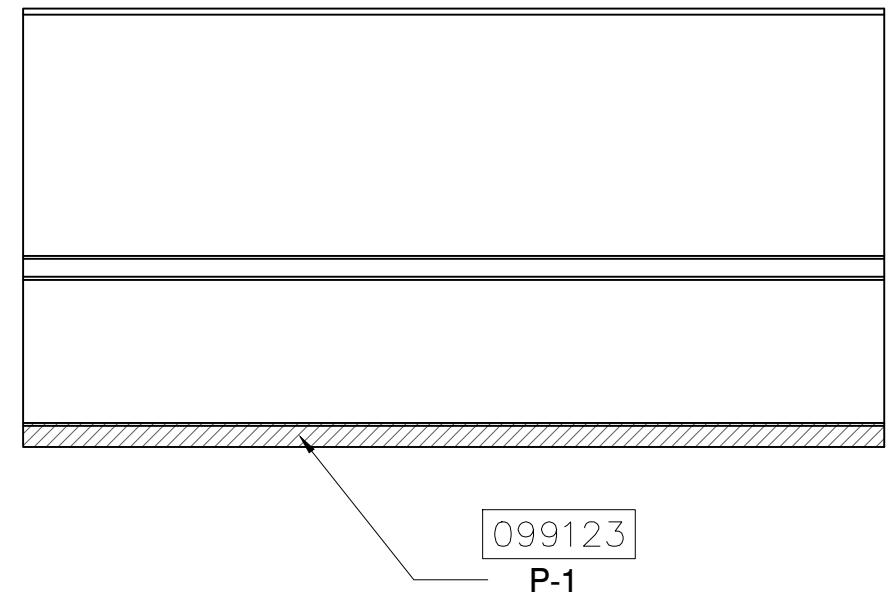
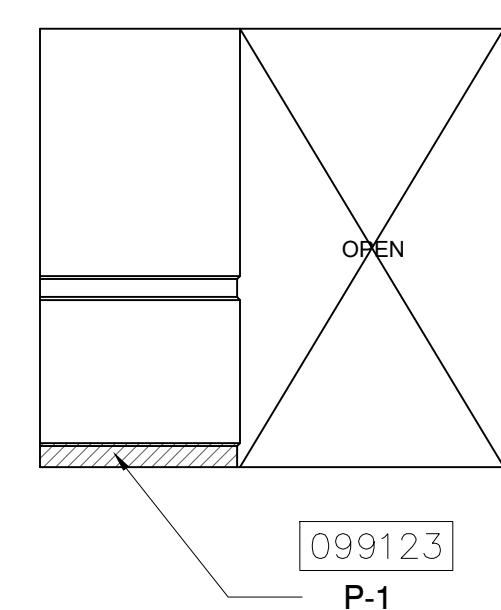
3 NETWORK ROOM 2C REFLECTED CEILING PLAN - DEMO
1/4" = 1'-0"

4 NETWORK ROOM 2C REFLECTED CEILING PLAN - PROPOSED
1/4" = 1'-0"



5 ELEVATION
1/4" = 1'-0"

6 ELEVATION
1/4" = 1'-0"



7 ELEVATION
1/4" = 1'-0"

8 ELEVATION
1/4" = 1'-0"

KEY NOTES:

- 097723 FABRIC WRAPPED PANELS
- 099123 INTERIOR PAINTING
- 097200 WALLCOVERING
- 096513.13 RESILIENT BASE
- 092116 GYP BOARD STUD WALL PARTITION
- 095113 CEILING SYSTEMS

NOTES:

- 1 DEMOLISH EXISTING FABRIC WALLCOVERING
- 2 DEMOLISH EXISTING ACOUSTICAL PANELS
- 3 DEMOLISH EXISTING RECESSED CAN LIGHTS
- 4 EXISTING FLOORING SHALL REMAIN
- 5 NEW METAL STUD AND DRYWALL PARTITION
- 6 CONTRACTOR SHALL COORDINATE WITH MEP DRAWINGS TO LOCATE ANY DEVICES TO BE REMOVED OR RELOCATED. DRYWALL TO BE PATCHED, REPAIRED AND PAINTED
- 7 NEW DOOR - REFER TO DOOR SCHEDULE.
- 8 SHEET CARPET - OPC1
- 9 CEILING TILE AND GRID TO BE DEMOLISHED

CEILING PLANS FOR REFERENCE ONLY.
REFER TO MEP/FR SHEETS DETAILS

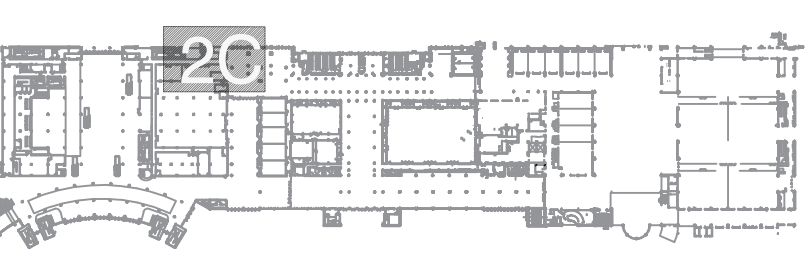
HATCH LEGEND:

- ACOUSTICAL WALL PANEL
- ACOUSTICAL WALL PANEL (CURVED)
- FABRIC WALLCOVERING
- GYP SUM BOARD CEILING
- PAINTED DRYWALL
- PAINTED PRE-CAST BASE
- VINYL BASE
- CARPET INSTALLATION

SYMBOL LEGEND:

- ELEVATION MARKER
- DETAIL REFERENCE
- SECTION REFERENCE
- PARTITION TAG
- DOOR TAG
- EXISTING CEILING TILE TO BE DEMOLISHED
- FLOURESCENT RECESSED CAN LIGHT TO BE DEMOLISHED
- NEW LED RECESSED CAN LIGHT
- EXISTING CEILING-MOUNTED SPEAKER
- HVAC DEVICE TO BE DEMOLISHED
- NEW 2'x2' CEILING-MOUNTED HVAC DEVICE
- CEILING-MOUNTED ACCESS PANEL TO REMAIN
- SPRINKLER HEAD LOCATIONS TO REMAIN
- EXIT LIGHTS TO REMAIN
- EXISTING CEILING-MOUNTED FIRE STROBE TO REMAIN
- WALL-MOUNTED WIFI BOOSTER
- NEW INTERIOR PARTITION
- WALLCOVERING TO BE REMOVED
- ACOUSTICAL WALL PANELS TO BE DEMOLISHED

KEY PLAN:




205 E. Central Blvd.
Suite 500
Orlando, FL 32801
Phone 407.644.2445
Fax 407.644.0445
www.tjngpartners.com

18 0001073

PROJECT

OCCC NETWORK AND WELLNESS ROOMS
WEST BUILDING
ORANGE COUNTY CONVENTION CENTER
9800 INTERNATIONAL DRIVE
Orlando, FL 32819

SEAL



ISSUED FOR

100% BID DOCUMENTS

PROJECT INFORMATION

PROJECT NUMBER:
76916
DATE:
03/19/2019
SCALE:
1/4"=1'-0"
DRAWN BY:
KG
CHECKED BY:
JNK

DRAWING NUMBER

LEVEL 200 WEST BUILDING
NETWORK ROOM 2C
FLOOR PLAN, REFLECTED
CEILING PLAN AND ELEVATIONS
14.202W

This document is not an architectural or engineering study, drawing, specification, or design and is not to be used for construction of any load-bearing columns, load-bearing framing or walls of structures, or issuance of any building permit, except as otherwise provided by law.

PROJECT

OCCC NETWORK AND WELLNESS ROOMS
WEST BUILDING
ORANGE COUNTY CONVENTION CENTER
9800 INTERNATIONAL DRIVE
Orlando, FL 32819

KEY NOTES:

- 097723 FABRIC WRAPPED PANELS
- 099123 INTERIOR PAINTING
- 097200 WALLCOVERING
- 096513.13 RESILIENT BASE
- 092116 GYP BOARD STUD WALL PARTITION
- 095113 CEILING SYSTEMS

NOTES:

- 1 DEMOLISH EXISTING FABRIC WALLCOVERING
- 2 DEMOLISH EXISTING ACOUSTICAL PANELS
- 3 DEMOLISH EXISTING RECESSED CAN LIGHTS
- 4 EXISTING FLOORING SHALL REMAIN
- 5 NEW METAL STUD AND DRYWALL PARTITION
- 6 CONTRACTOR SHALL COORDINATE WITH MEP DRAWINGS TO LOCATE ANY DEVICES TO BE REMOVED OR RELOCATED. DRYWALL TO BE PATCHED, REPAIRED AND PAINTED
- 7 NEW DOOR - REFER TO DOOR SCHEDULE.
- 8 SHEET CARPET - OPC1
- 9 CEILING TILE AND GRID TO BE DEMOLISHED

CEILING PLANS FOR REFERENCE ONLY.
REFER TO MEP/FR SHEETS DETAILS

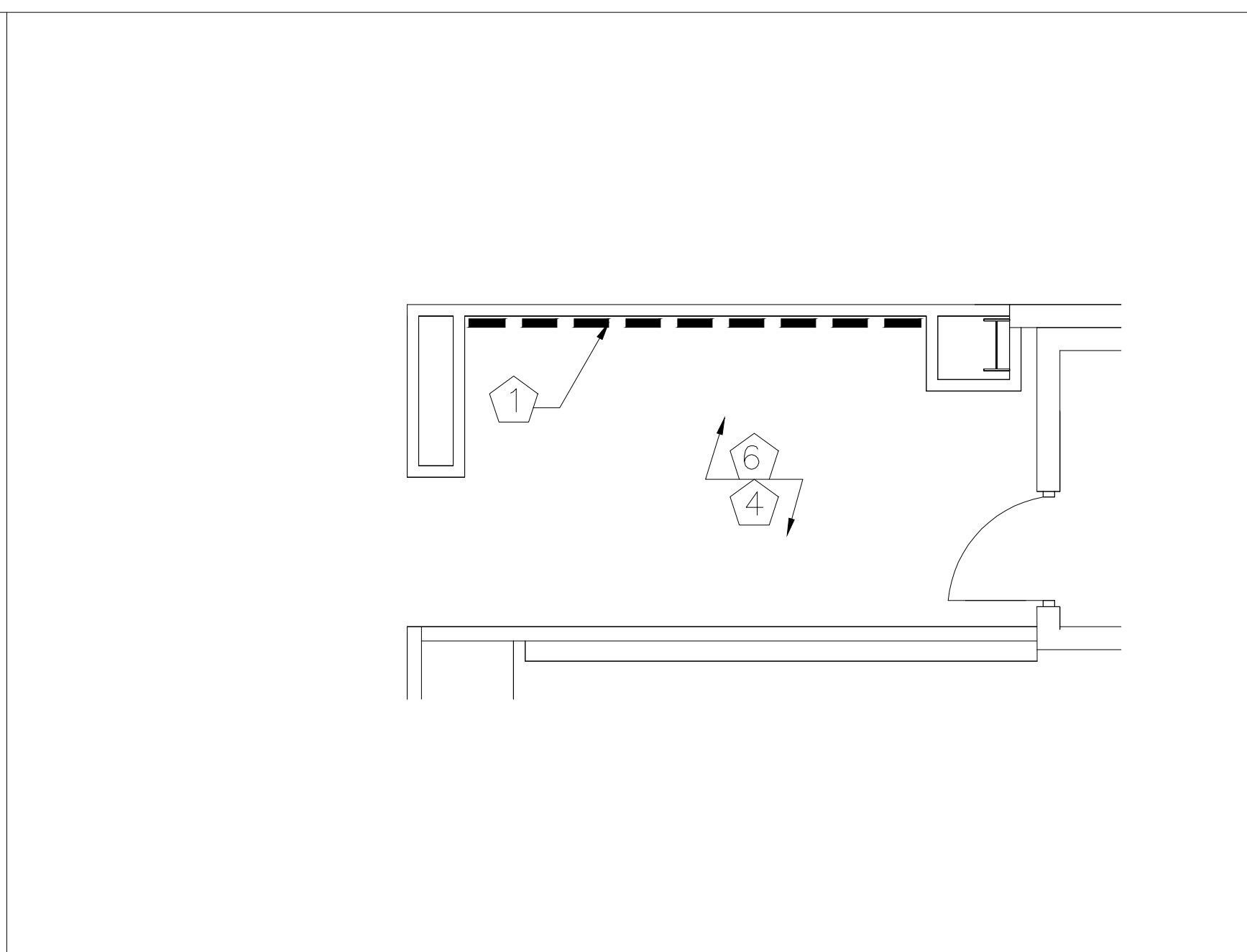
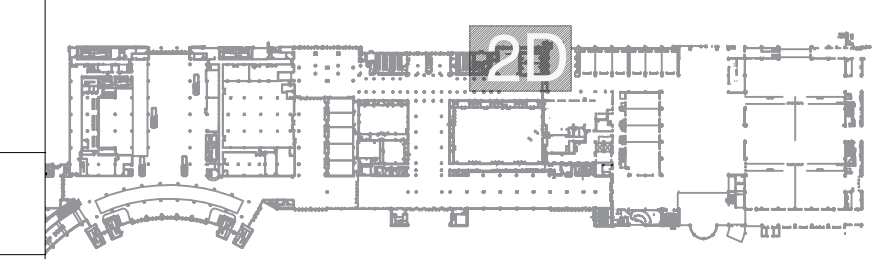
HATCH LEGEND:

- ACOUSTICAL WALL PANEL
- ACOUSTICAL WALL PANEL (CURVED)
- FABRIC WALLCOVERING
- GYP SUM BOARD CEILING
- PAINTED DRYWALL
- PAINTED PRE-CAST BASE
- VINYL BASE
- CARPET INSTALLATION

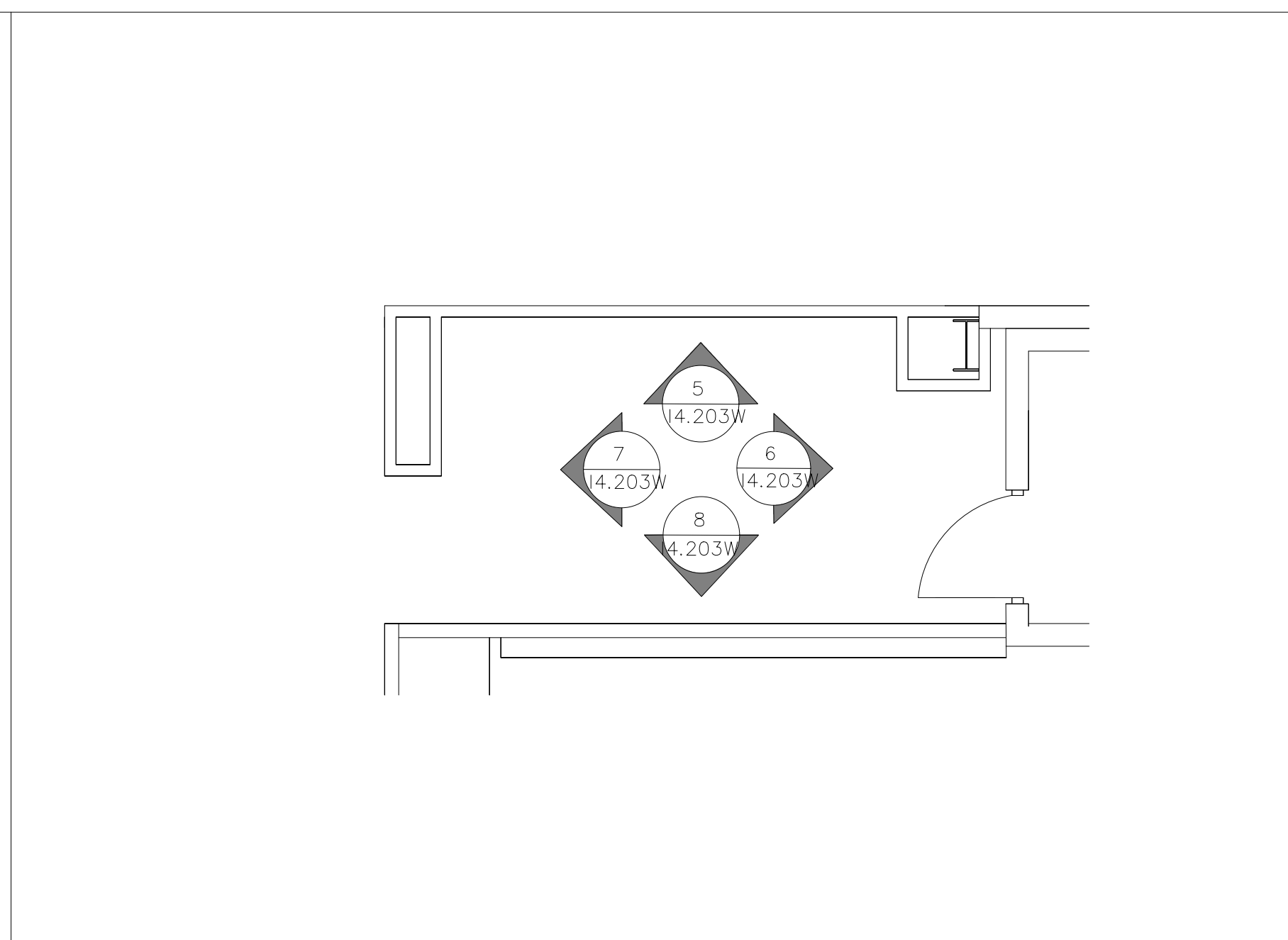
SYMBOL LEGEND:

- ELEVATION MARKER
- DETAIL REFERENCE
- SECTION REFERENCE
- PARTITION TAG
- DOOR TAG
- EXISTING CEILING TILE TO BE DEMOLISHED
- FLOURESCENT RECESSED CAN LIGHT TO BE DEMOLISHED
- NEW LED RECESSED CAN LIGHT
- EXISTING CEILING-MOUNTED SPEAKER
- HVAC DEVICE TO BE DEMOLISHED
- NEW 2'X2' CEILING-MOUNTED HVAC DEVICE
- CEILING-MOUNTED ACCESS PANEL TO REMAIN
- SPRINKLER HEAD LOCATIONS TO REMAIN
- EXIT LIGHTS TO REMAIN
- EXISTING CEILING-MOUNTED FIRE STROBE TO REMAIN
- WALL-MOUNTED WIFI BOOSTER
- NEW INTERIOR PARTITION
- WALLCOVERING TO BE REMOVED
- ACOUSTICAL WALL PANELS TO BE DEMOLISHED

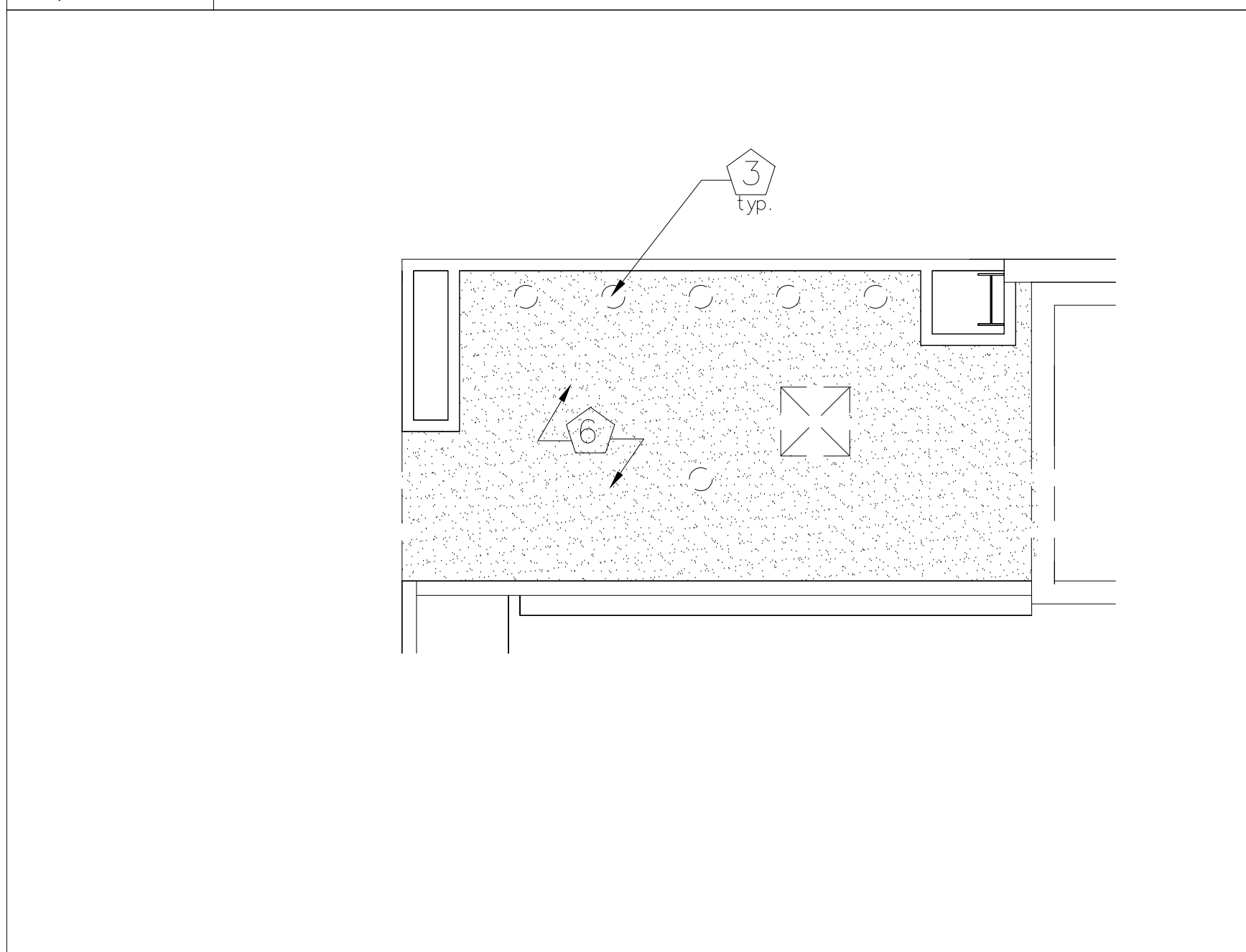
KEY PLAN:



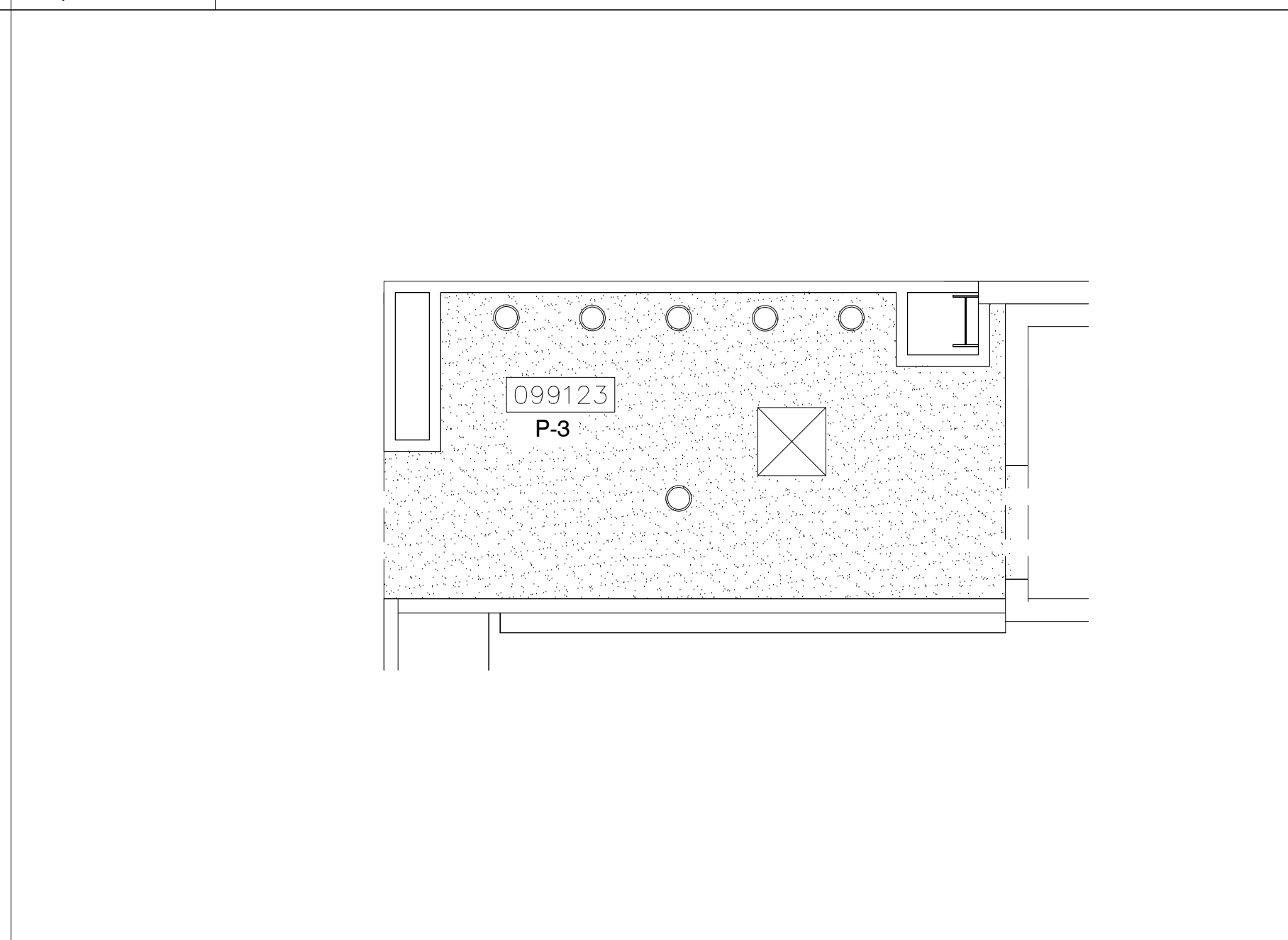
1 NETWORK ROOM 2D FLOOR PLAN - DEMO
1/4" = 1'-0"



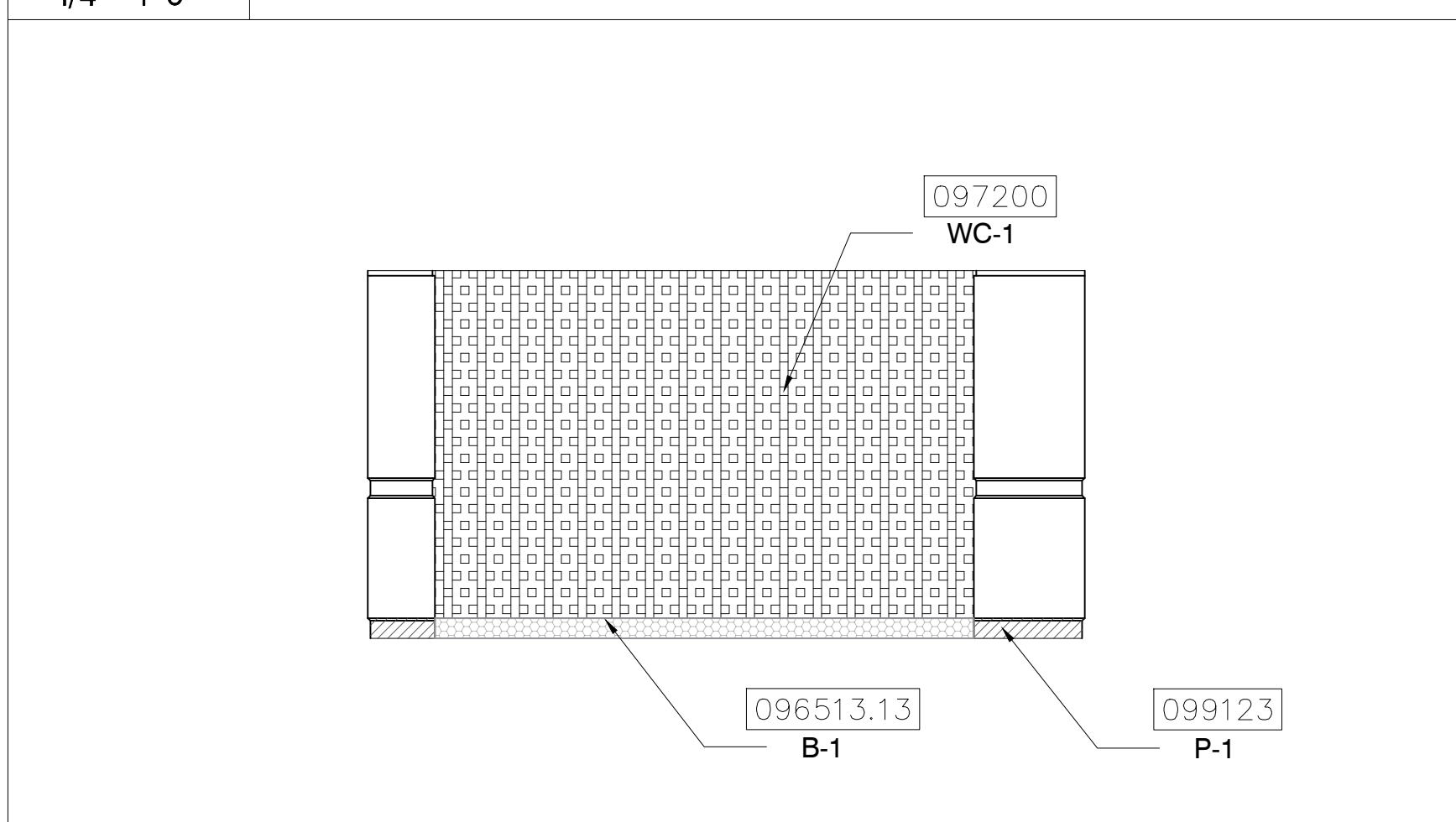
2 NETWORK ROOM 2D FLOOR PLAN - PROPOSED
1/4" = 1'-0"



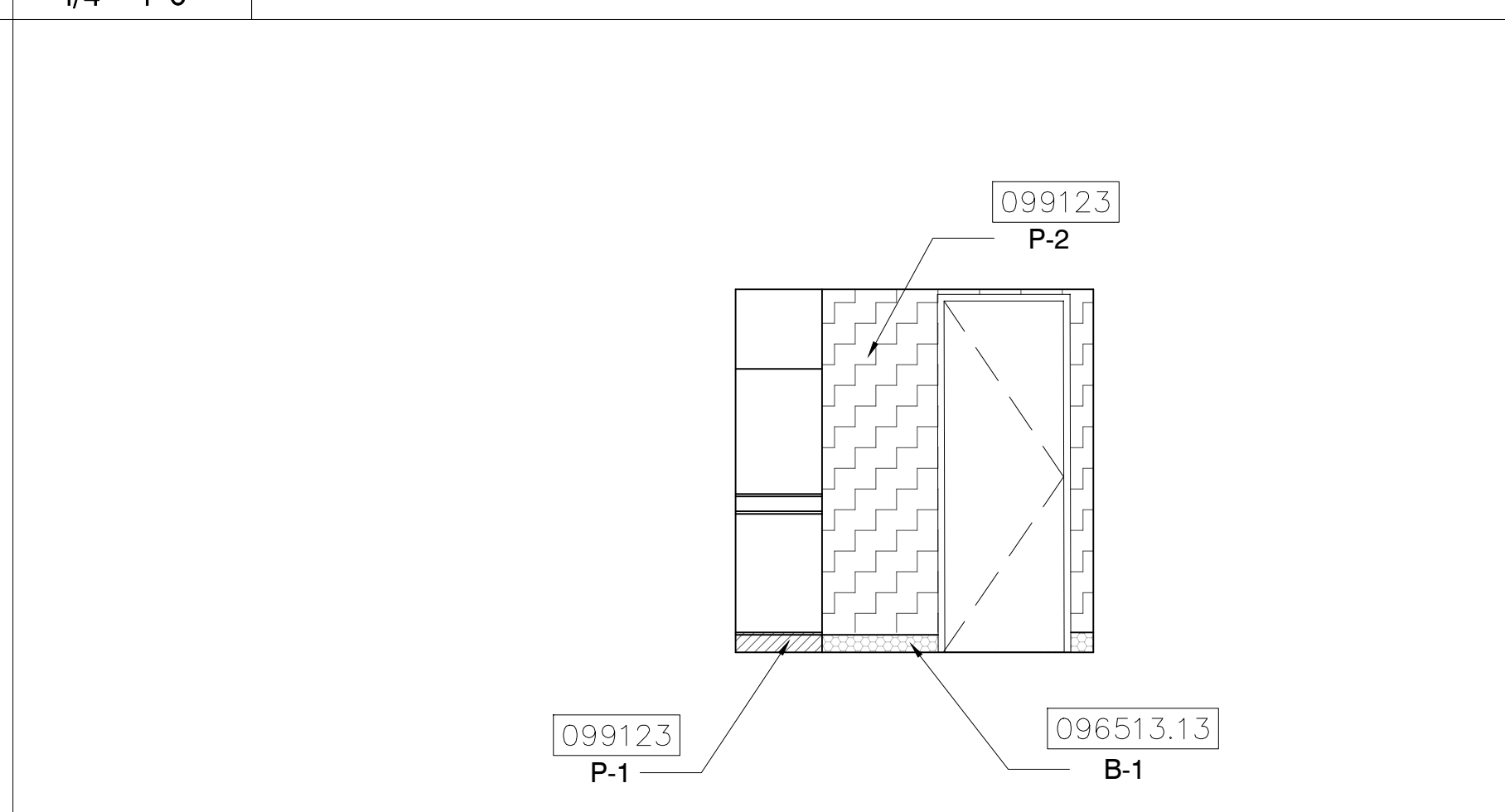
3 NETWORK ROOM 2D REFLECTED CEILING PLAN - DEMO
1/4" = 1'-0"



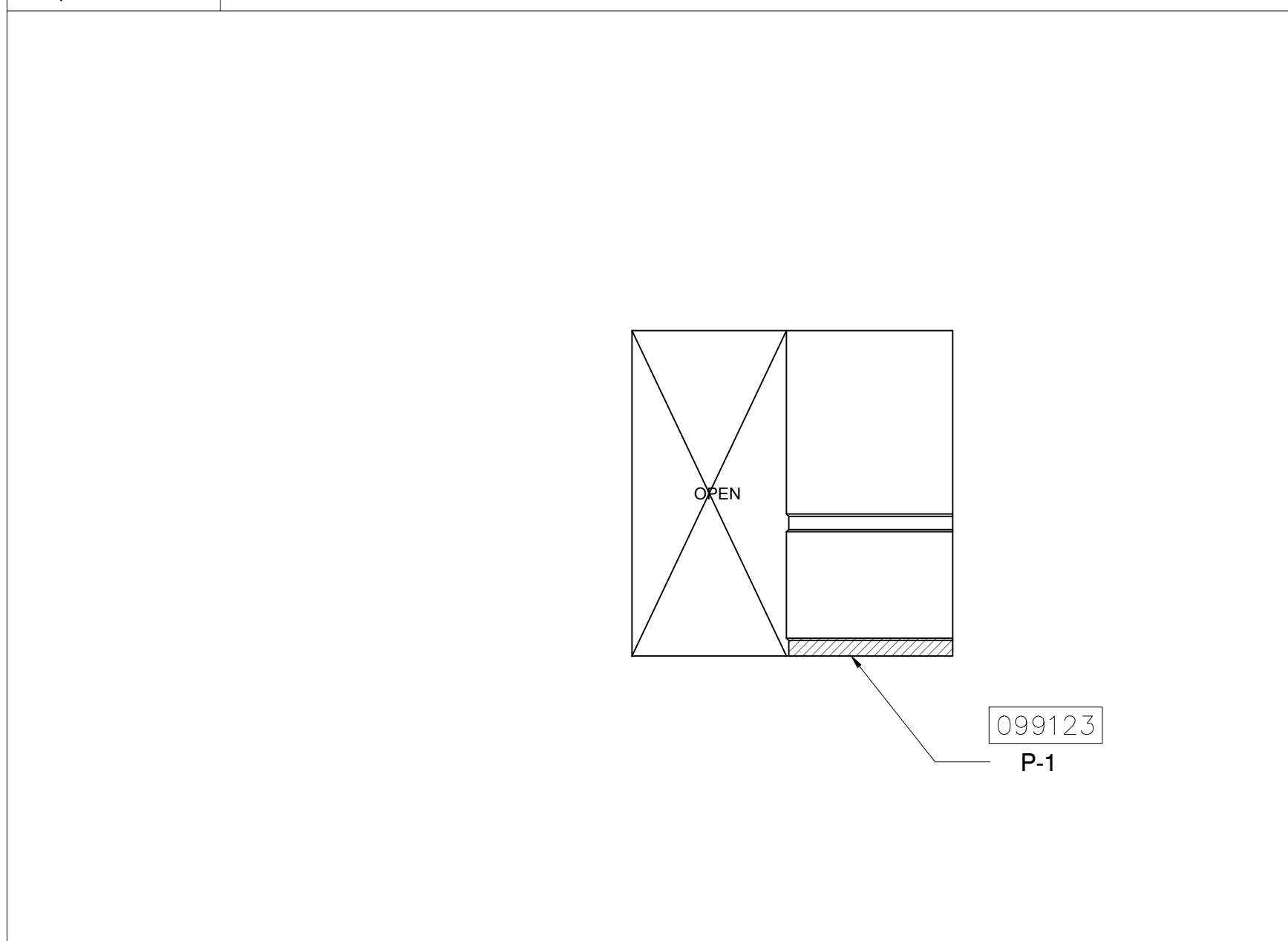
4 NETWORK ROOM 2D REFLECTED CEILING PLAN - PROPOSED
1/4" = 1'-0"



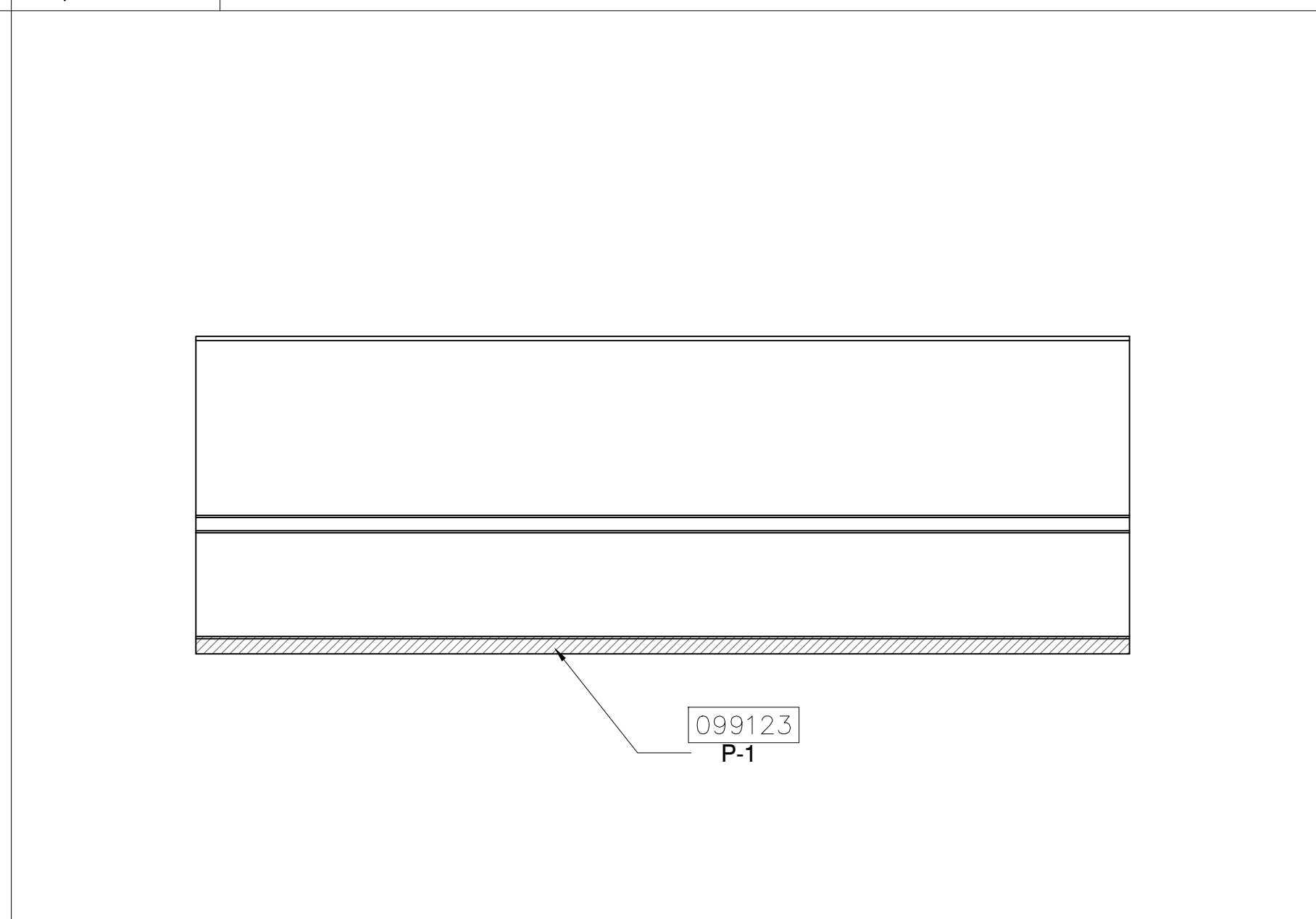
5 ELEVATION
1/4" = 1'-0"



6 ELEVATION
1/4" = 1'-0"

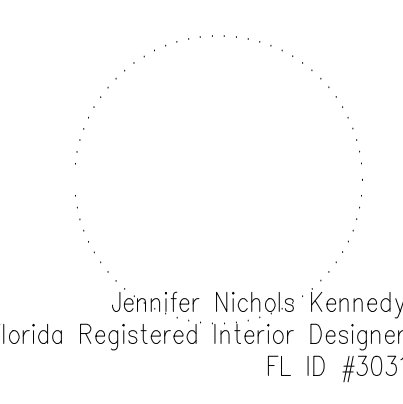


7 ELEVATION
1/4" = 1'-0"



8 ELEVATION
1/4" = 1'-0"

SEAL



ISSUED FOR

100% BID DOCUMENTS

PROJECT INFORMATION

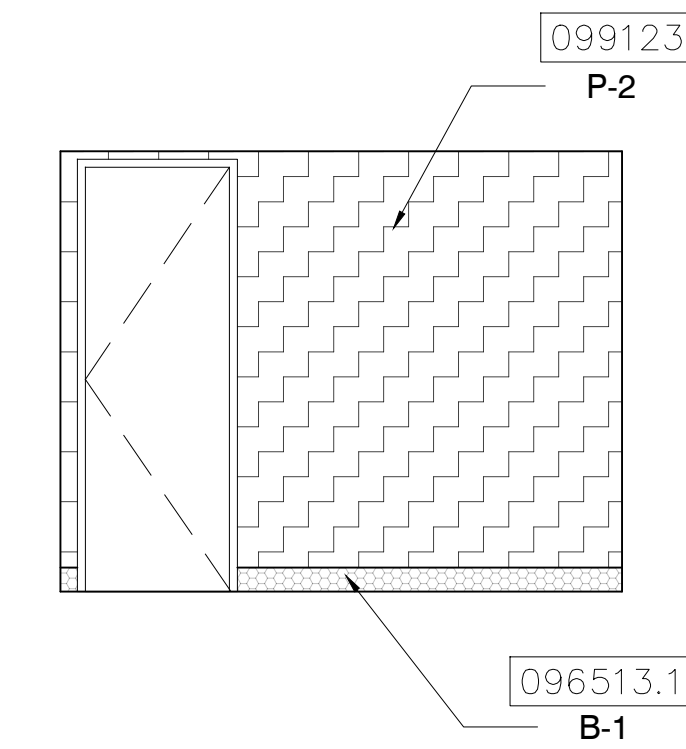
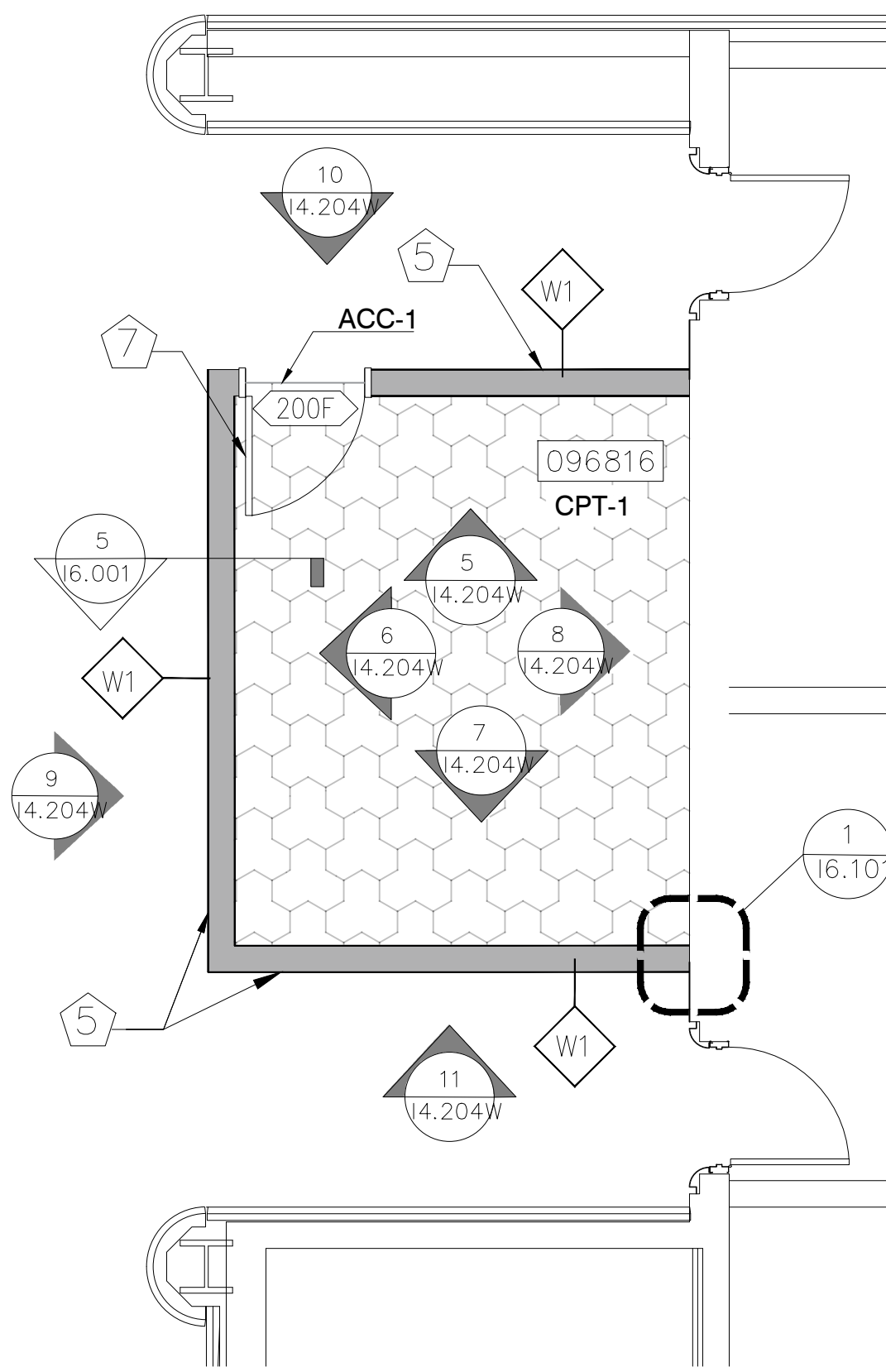
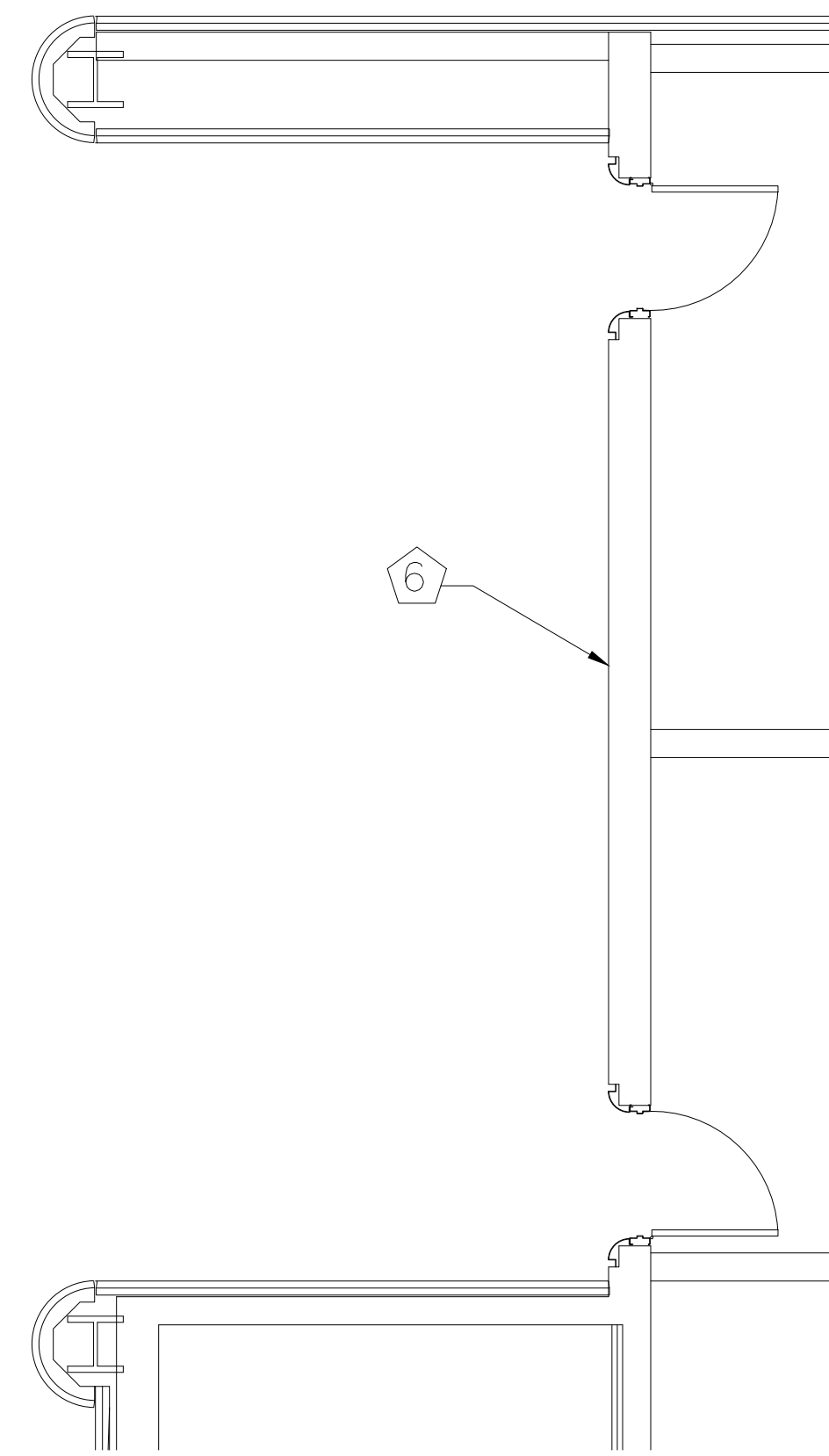
PROJECT NUMBER:
76916
DATE:
03/19/2019
SCALE:
1/4"=1'-0"
DRAWN BY:
KG
CHECKED BY:
JNK

DRAWING NUMBER

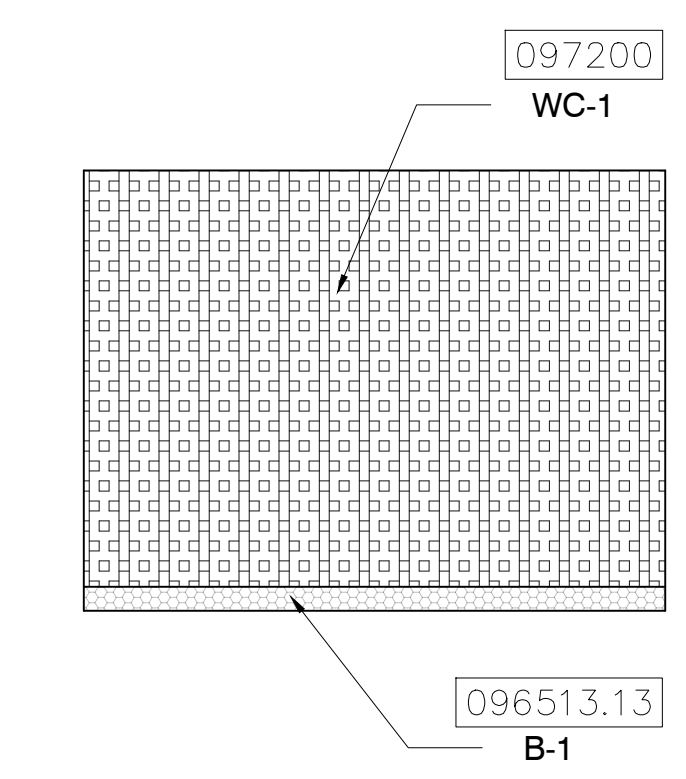
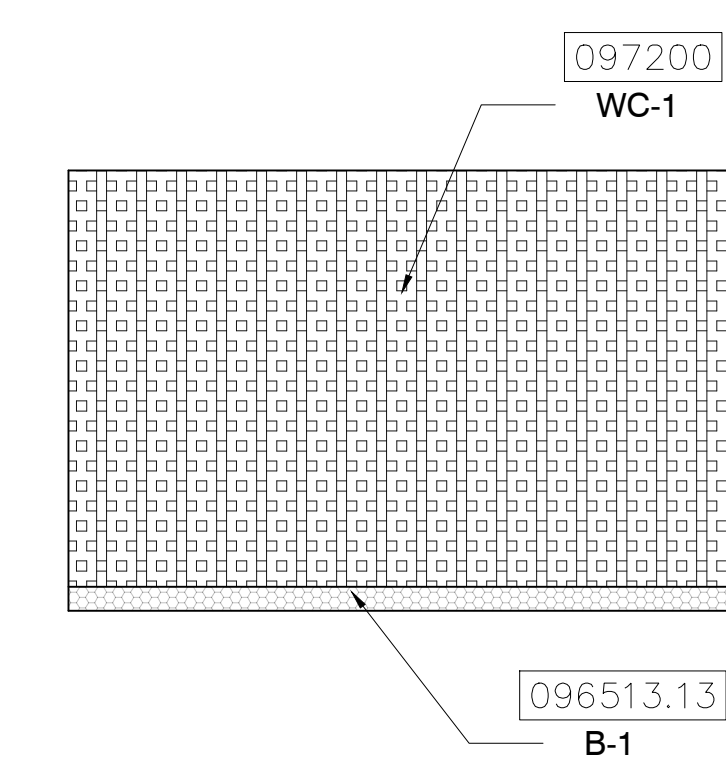
LEVEL 200 WEST BUILDING
NETWORK ROOM 2D FLOOR PLAN,
REFLECTED CEILING PLAN
AND ELEVATIONS

14.203W

This document is not an architectural or engineering study, drawing, specification, or design and is not to be used for construction of any load-bearing columns, load-bearing framing or walls of structures, or issuance of any building permit, except as otherwise provided by law.

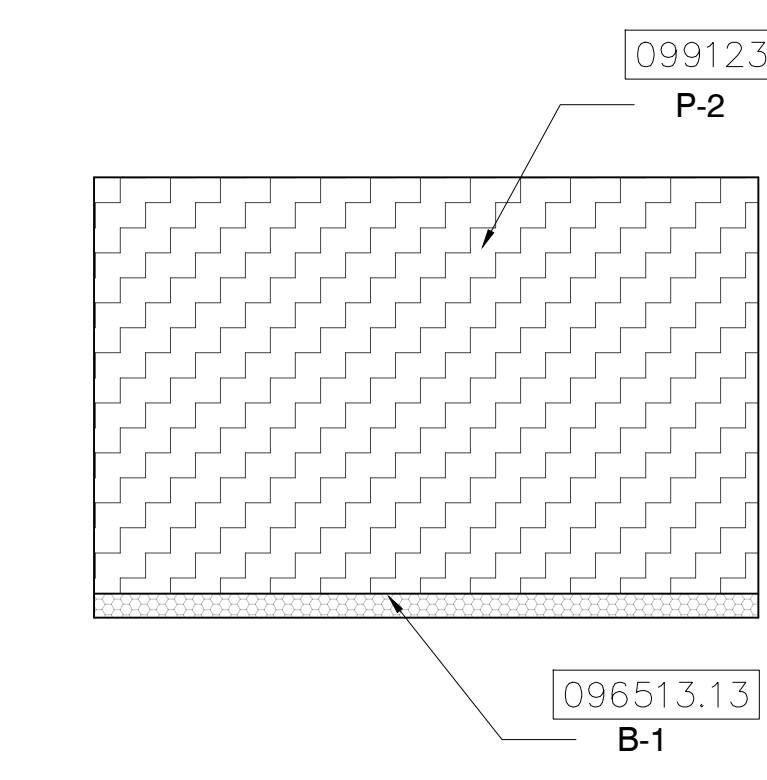
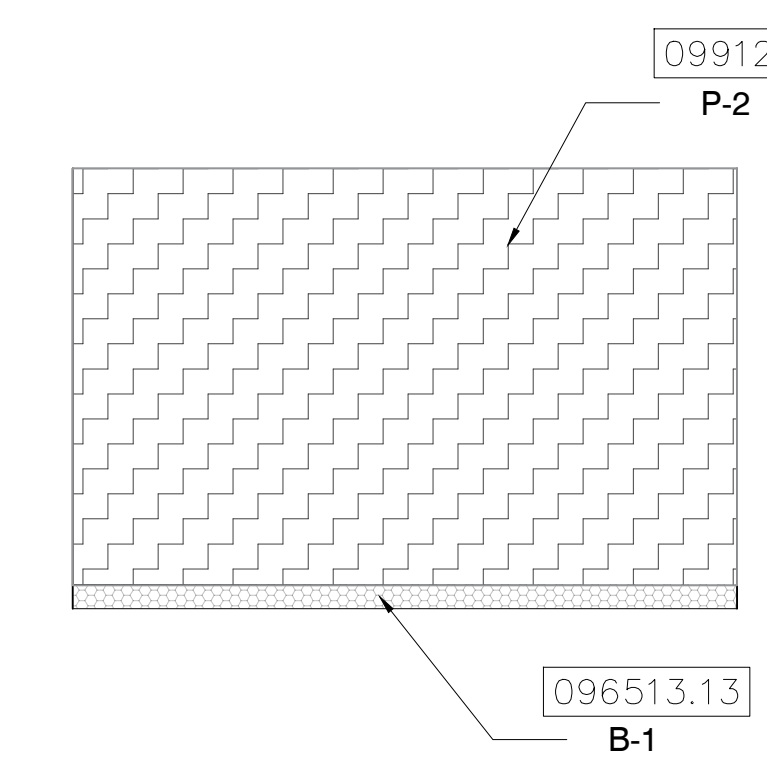
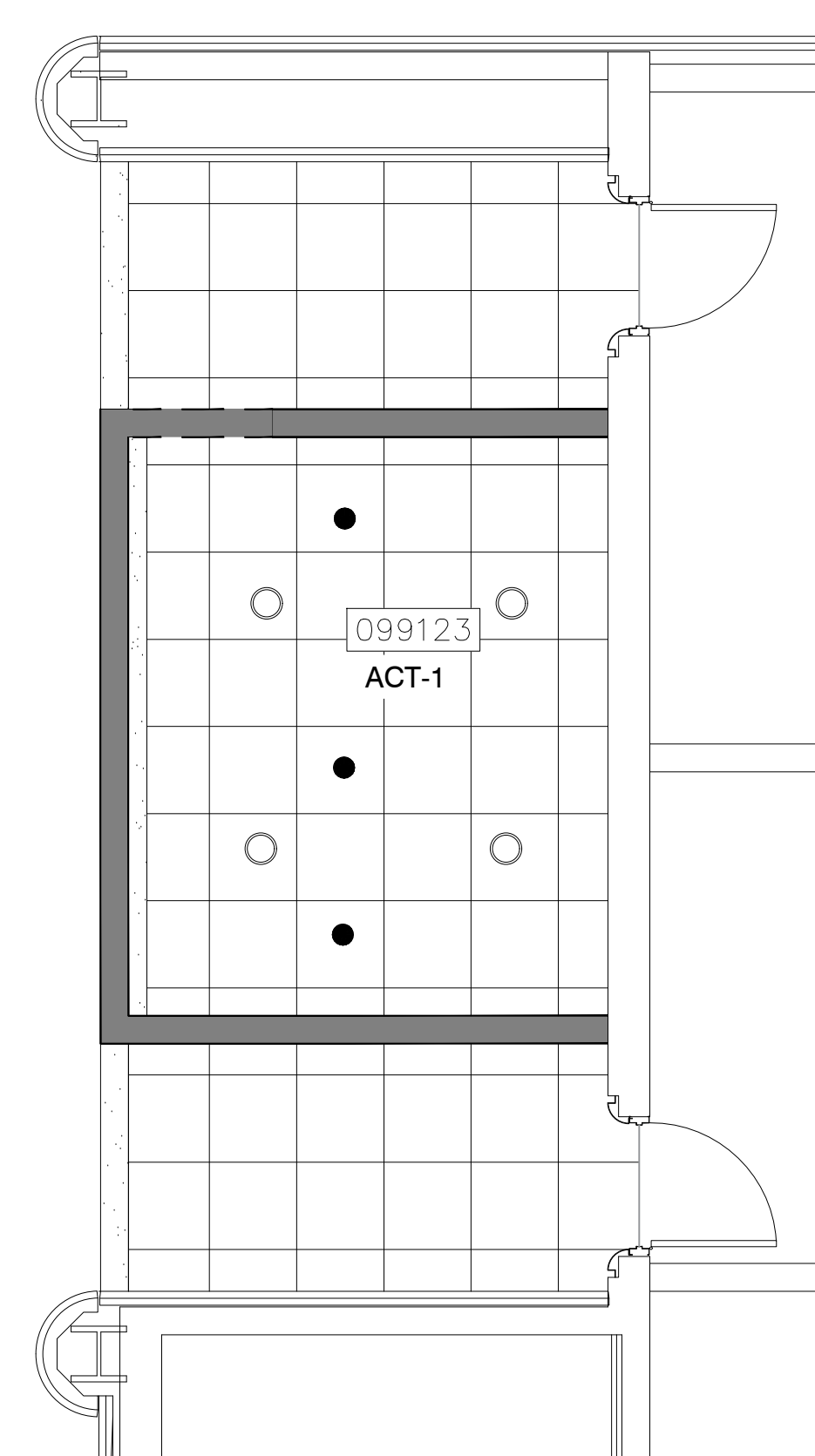
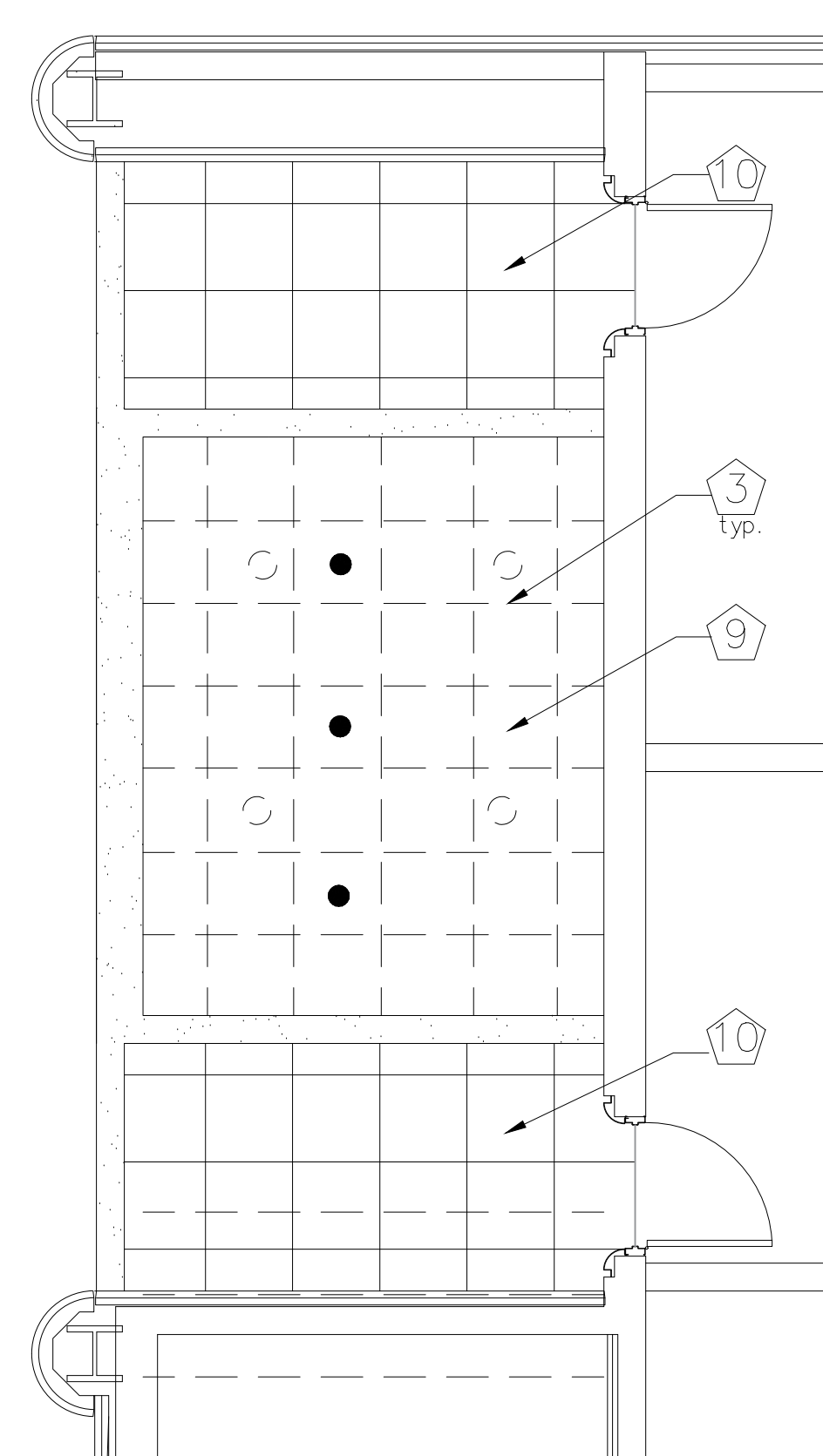


5 ELEVATION
1/4" = 1'-0"



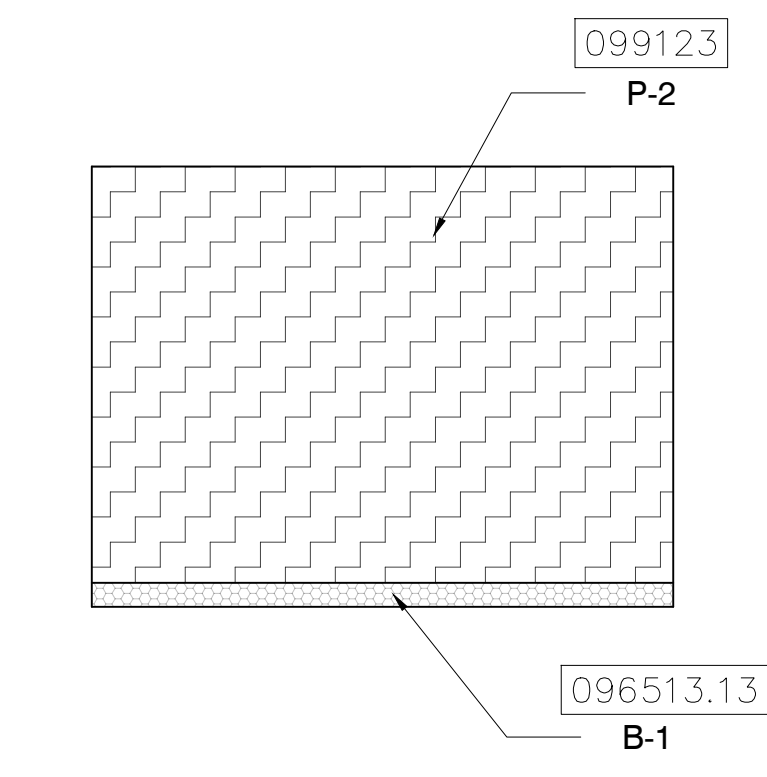
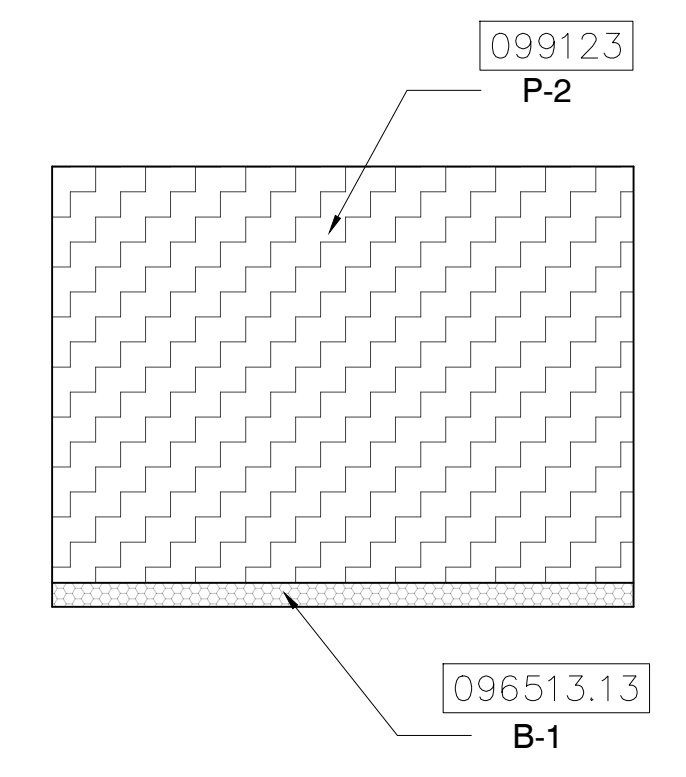
6 ELEVATION
1/4" = 1'-0"

7 ELEVATION
1/4" = 1'-0"



8 ELEVATION
1/4" = 1'-0"

9 ELEVATION
1/4" = 1'-0"



10 ELEVATION
1/4" = 1'-0"

11 ELEVATION
1/4" = 1'-0"

KEY NOTES:

- 097723 FABRIC WRAPPED PANELS
- 099123 INTERIOR PAINTING
- 097200 WALLCOVERING
- 096513.13 RESILIENT BASE
- 092116 GYP BOARD STUD
- WALL PARTITION
- 095113 CEILING SYSTEMS

NOTES:

- 1 DEMOLISH EXISTING FABRIC WALLCOVERING
- 2 DEMOLISH EXISTING ACOUSTICAL PANELS
- 3 DEMOLISH EXISTING RECESSED CAN LIGHTS
- 4 EXISTING FLOORING SHALL REMAIN
- 5 NEW METAL STUD AND DRYWALL PARTITION
- 6 CONTRACTOR SHALL COORDINATE WITH MEP DRAWINGS TO LOCATE ANY DEVICES TO BE REMOVED OR RELOCATED. DRYWALL TO BE PATCHED, REPAIRED AND PAINTED
- 7 NEW DOOR - REFER TO DOOR SCHEDULE.
- 8 SHEET CARPET - OPC1
- 9 CEILING TILE AND GRID TO BE DEMOLISHED
- 10 EXISTING CEILING TILE AND GRID SHALL REMAIN

CEILING PLANS FOR REFERENCE ONLY.
REFER TO MEP/FR SHEETS DETAILS

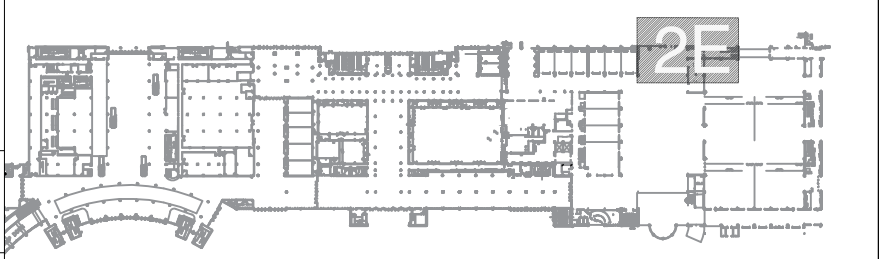
HATCH LEGEND:

- ACOUSTICAL WALL PANEL
- ACOUSTICAL WALL PANEL (CURVED)
- FABRIC WALLCOVERING
- GYP SUM BOARD CEILING
- PAINTED DRYWALL
- PAINTED PRE-CAST BASE
- VINYL BASE
- CARPET INSTALLATION

SYMBOL LEGEND:

- ELEVATION MARKER
- DETAIL REFERENCE
- SECTION REFERENCE
- PARTITION TAG
- DOOR TAG
- EXISTING CEILING TILE TO BE DEMOLISHED
- FLOURESCENT RECESSED CAN LIGHT TO BE DEMOLISHED
- NEW LED RECESSED CAN LIGHT
- EXISTING CEILING-MOUNTED SPEAKER
- HVAC DEVICE TO BE DEMOLISHED
- NEW 2'X2' CEILING-MOUNTED HVAC DEVICE
- CEILING-MOUNTED ACCESS PANEL TO REMAIN
- SPRINKLER HEAD LOCATIONS TO REMAIN
- EXIT LIGHTS TO REMAIN
- EXISTING CEILING-MOUNTED FIRE STROBE TO REMAIN
- WALL-MOUNTED WIFI BOOSTER
- NEW INTERIOR PARTITION
- WALLCOVERING TO BE REMOVED
- ACOUSTICAL WALL PANELS TO BE DEMOLISHED

KEY PLAN:




TJNG PARTNERS
205 E. Central Blvd.
Suite 500
Orlando, FL 32801
Phone 407.644.2445
Fax 407.644.0445
www.tjngpartners.com
IB 0001073

PROJECT

OCCC NETWORK AND WELLNESS ROOMS
WEST BUILDING
ORANGE COUNTY CONVENTION CENTER
9800 INTERNATIONAL DRIVE
Orlando, FL 32819

SEAL



ISSUED FOR

100% BID DOCUMENTS

PROJECT INFORMATION

PROJECT NUMBER:
76916
DATE:
03/19/2019
SCALE:
1/4"=1'-0"
DRAWN BY:
KG
CHECKED BY:
JNK

DRAWING NUMBER

LEVEL 200 WEST BUILDING
WELLNESS ROOM2E FLOOR PLAN,
REFLECTED CEILING PLAN AND
ELEVATIONS

14.204W

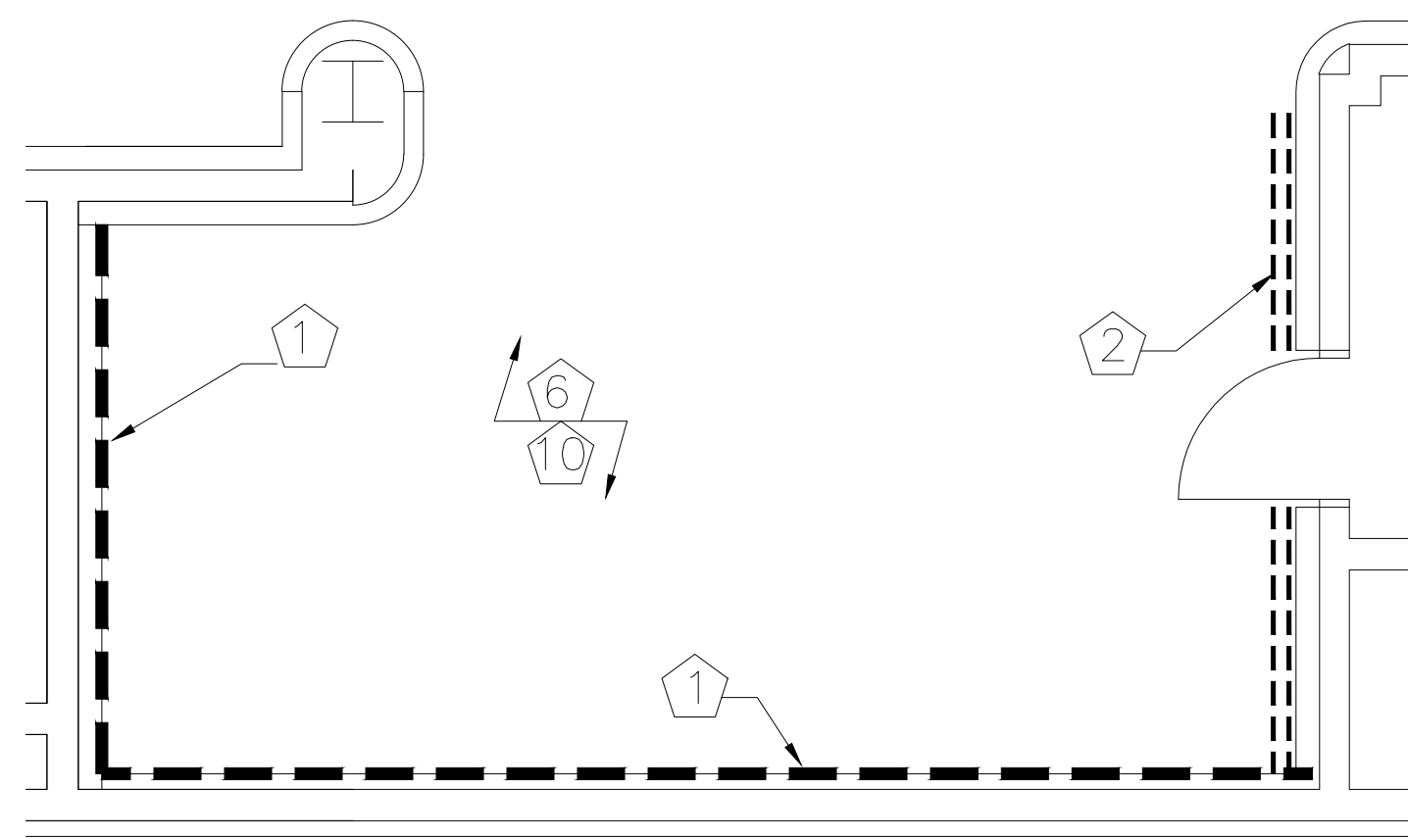
This document is not an architectural or engineering study, drawing, specification, or design and is not to be used for construction of any load-bearing columns, load-bearing framing or walls of structures, or issuance of any building permit, except as otherwise provided by law.

1 WELLNESS ROOM 2E FLOOR PLAN - DEMO
1/4" = 1'-0"

2 WELLNESS ROOM 2E FLOOR PLAN - PROPOSED
1/4" = 1'-0"

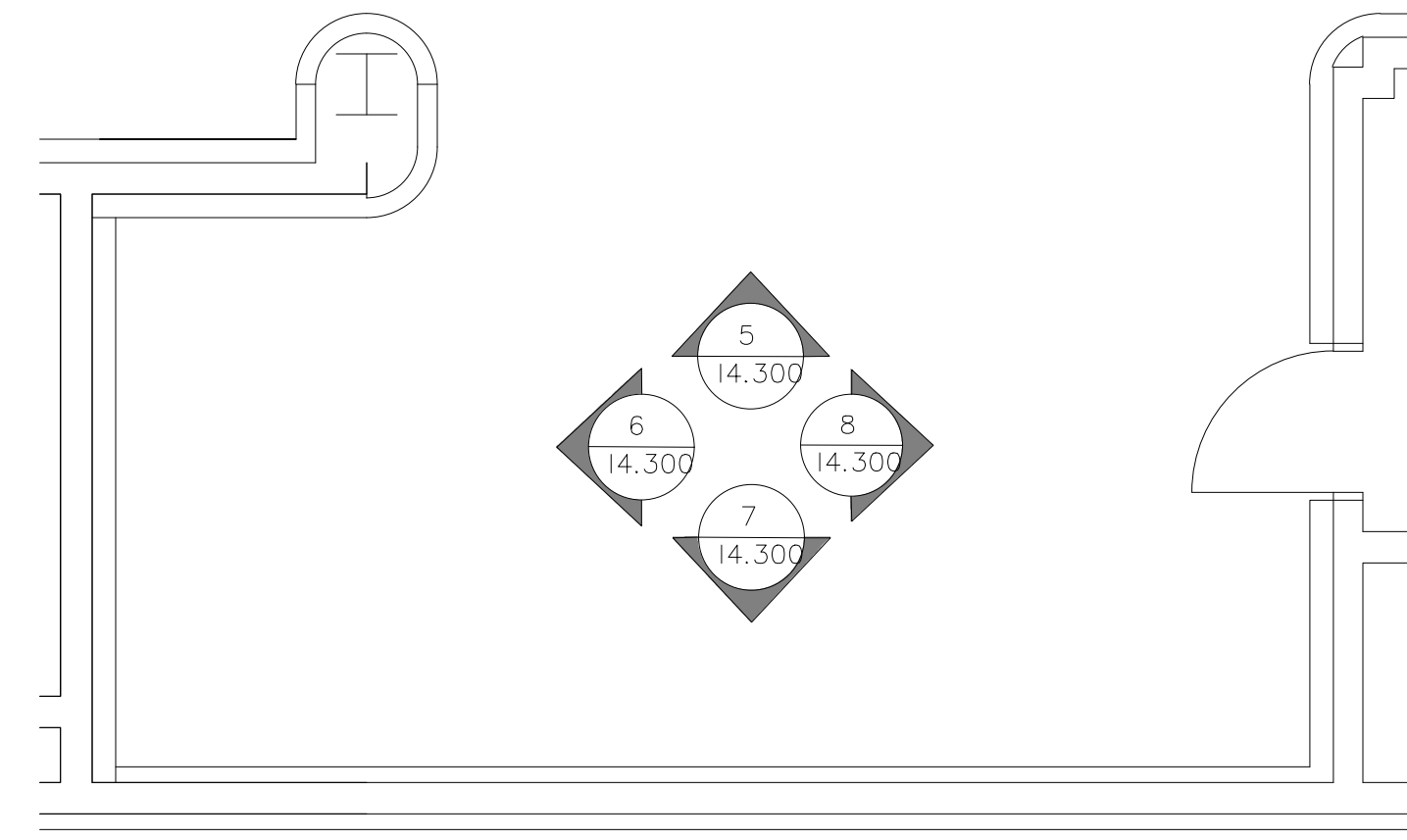
3 WELLNESS ROOM 2E REFLECTED CEILING PLAN - DEMO
1/4" = 1'-0"

4 WELLNESS ROOM 2E REFLECTED CEILING PLAN - PROPOSED
1/4" = 1'-0"



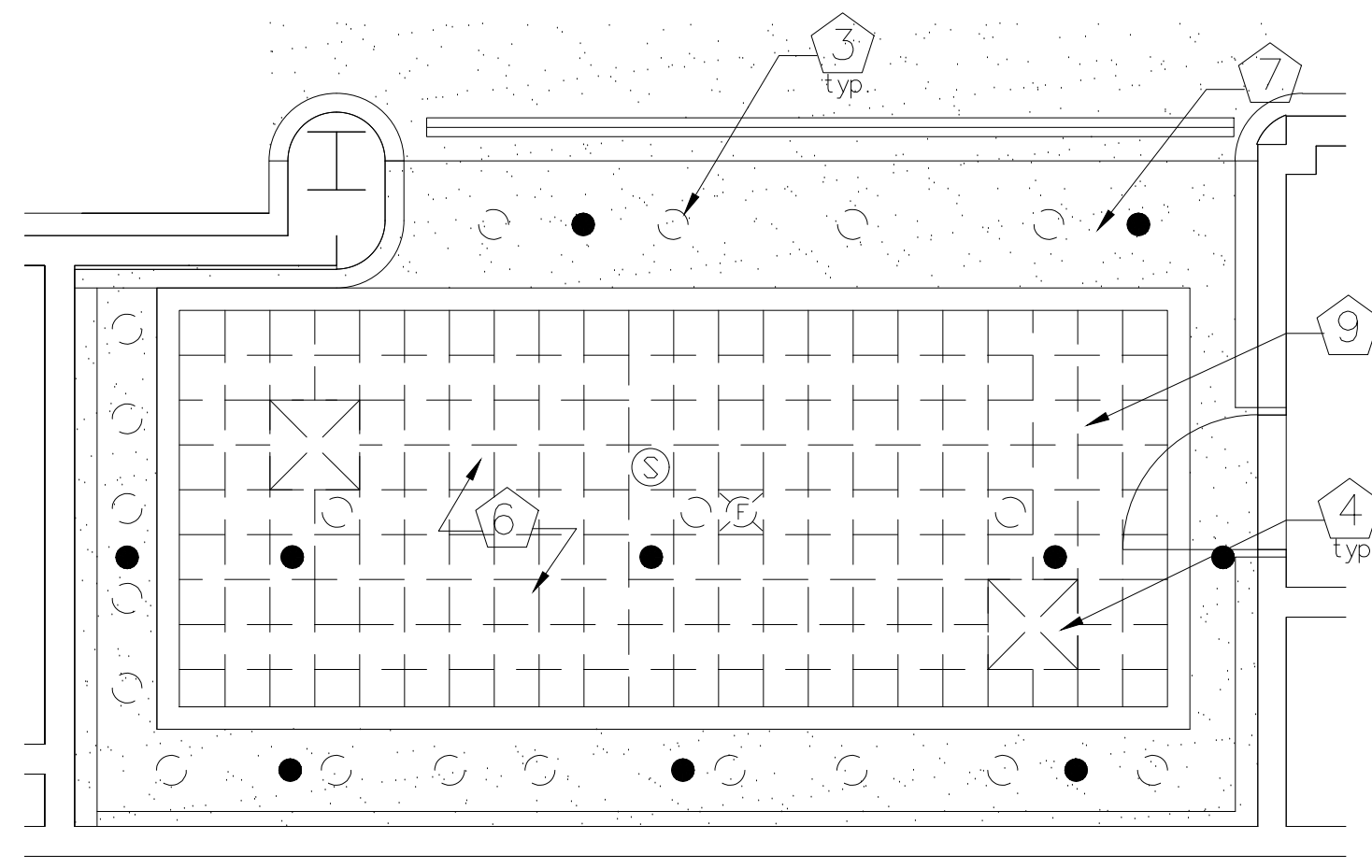
1 NETWORK ROOM 3A FLOOR PLAN - DEMO

1/4" = 1'-0"



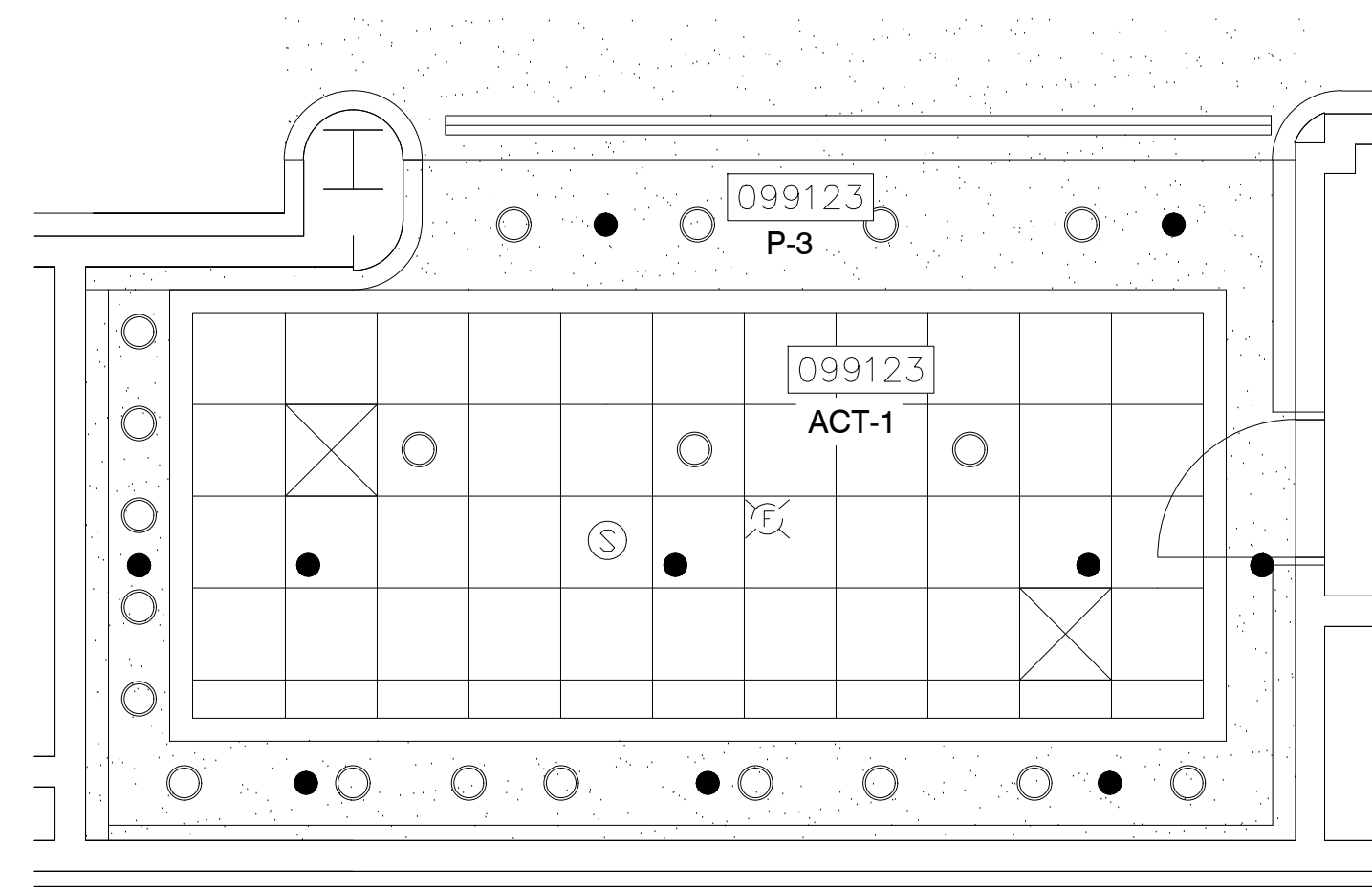
2 NETWORK ROOM 3A FLOOR PLAN - PROPOSED

1/4" = 1'-0"



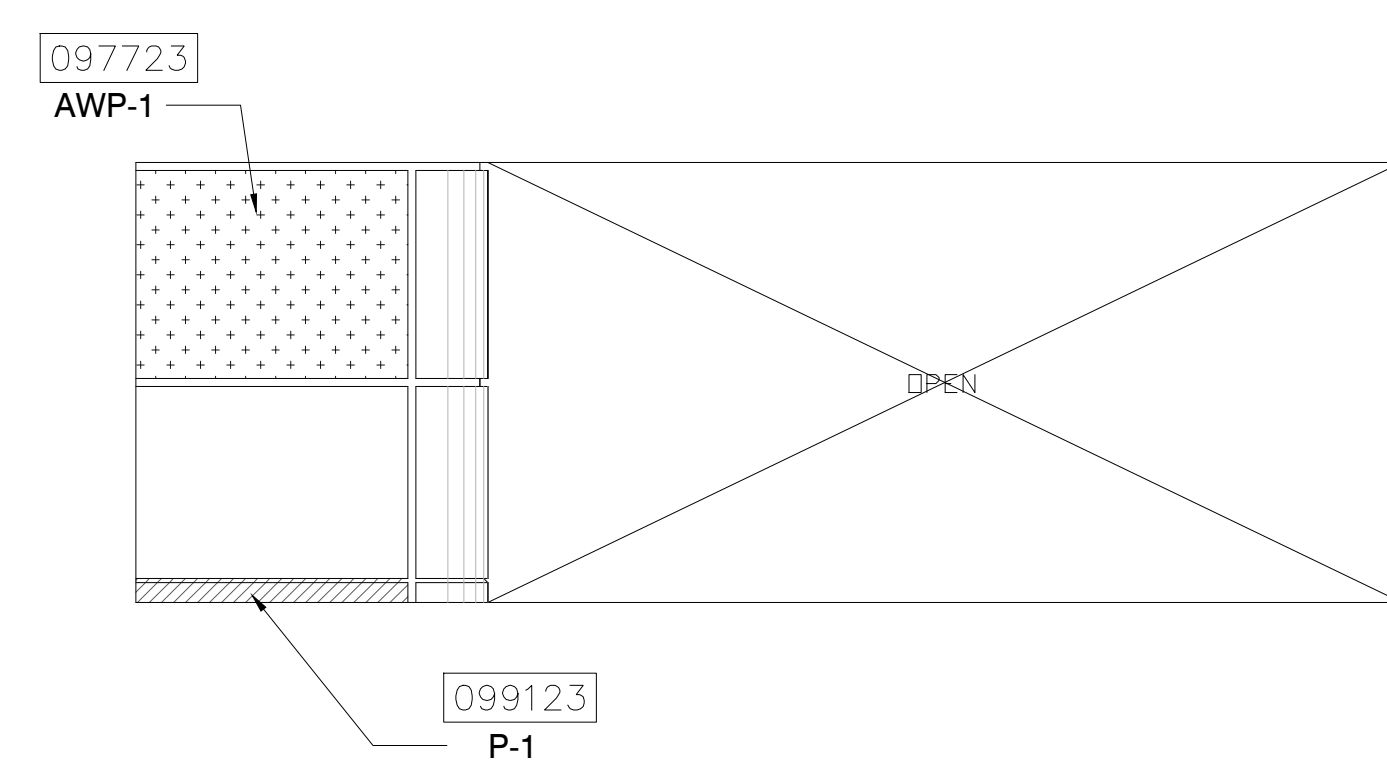
3 NETWORK ROOM 3A REFLECTED CEILING PLAN - DEMO

1/4" = 1'-0"



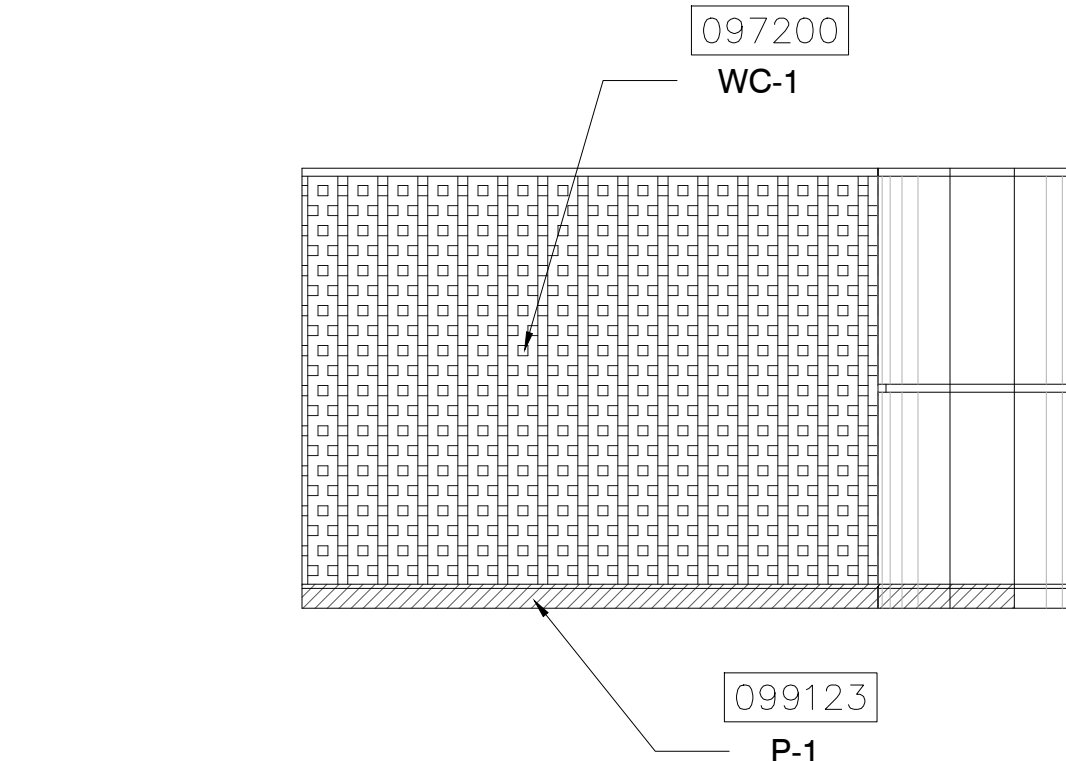
4 NETWORK ROOM 3A REFLECTED CEILING PLAN - PROPOSED

1/4" = 1'-0"



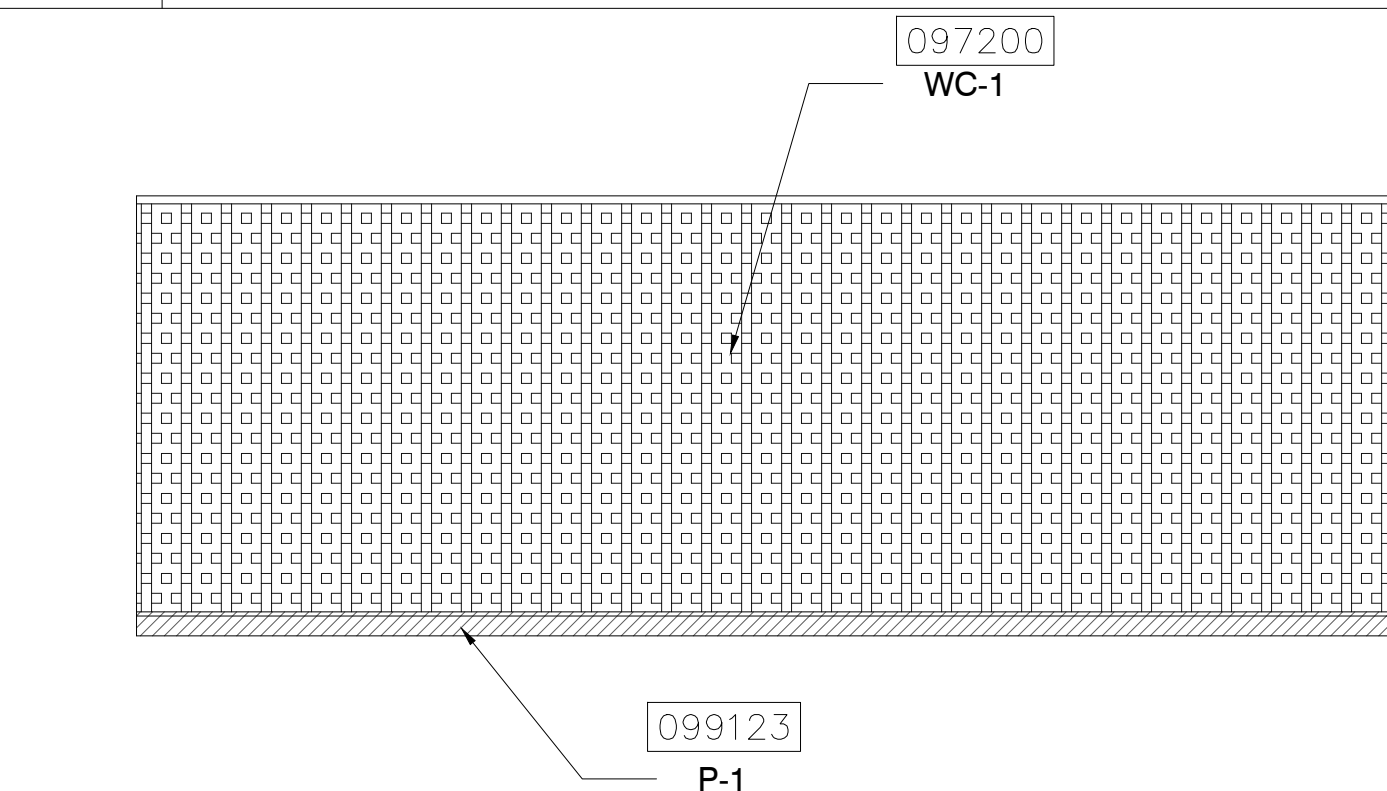
5 ELEVATION

1/4" = 1'-0"



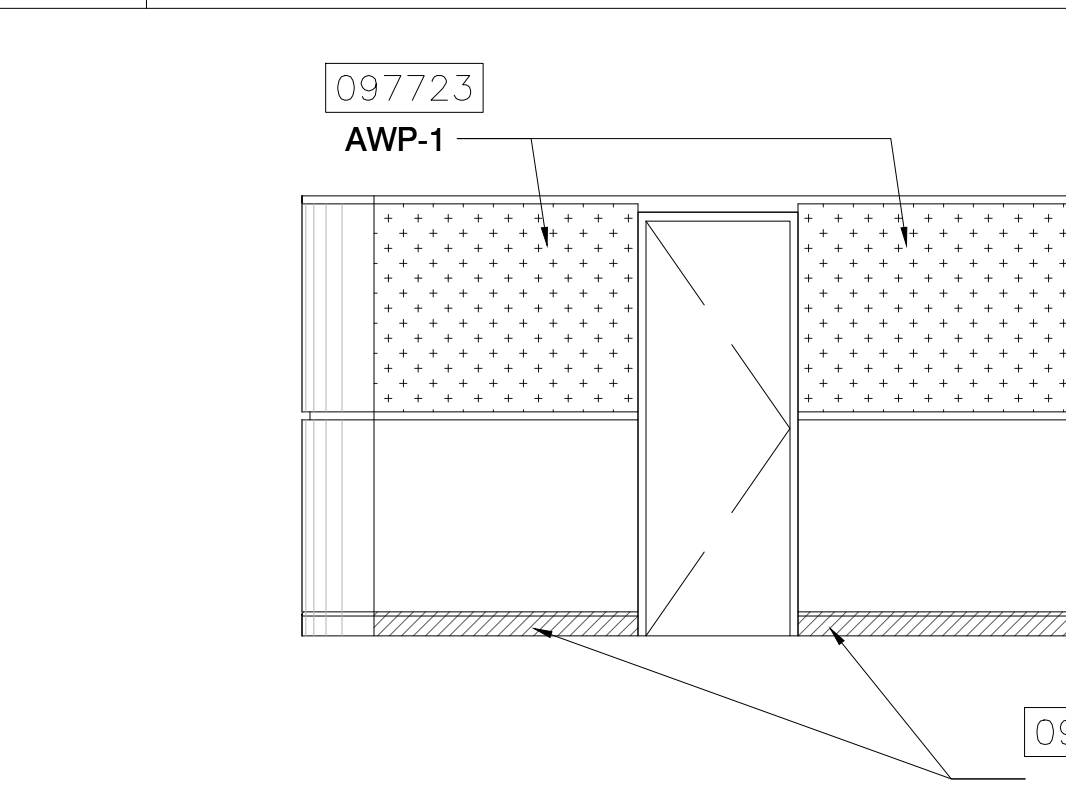
6 ELEVATION

1/4" = 1'-0"



7 ELEVATION

1/4" = 1'-0"



8 ELEVATION

1/4" = 1'-0"

KEY NOTES:

- 097723 FABRIC WRAPPED PANELS
- 099123 INTERIOR PAINTING
- 097200 WALLCOVERING
- 096513.13 RESILIENT BASE
- 092116 GYP. BOARD STUD WALL PARTITION
- 095113 CEILING SYSTEMS

NOTES:

- 1 DEMOLISH EXISTING FABRIC WALLCOVERING
- 2 DEMOLISH EXISTING ACOUSTICAL PANELS
- 3 DEMOLISH EXISTING RECESSED CAN LIGHTS
- 4 DEMOLISH EXISTING HVAC DEVICES
- 5 NEW METAL STUD AND DRYWALL PARTITION
- 6 CONTRACTOR SHALL COORDINATE WITH MEP DRAWINGS TO LOCATE ANY DEVICES TO BE REMOVED OR RELOCATED. DRYWALL TO BE PATCHED, REPAIRED AND PAINTED.
- 7 EXISTING SOFFIT AND GFRP TRIM TO REMAIN
- 8 NEW DOOR - REFER TO DOOR SCHEDULE
- 9 CEILING TILE AND GRID TO BE DEMOLISHED
- 10 EXISTING FLOORING SHALL REMAIN

CEILING PLANS FOR REFERENCE ONLY.
REFER TO MEP/FR SHEETS DETAILS

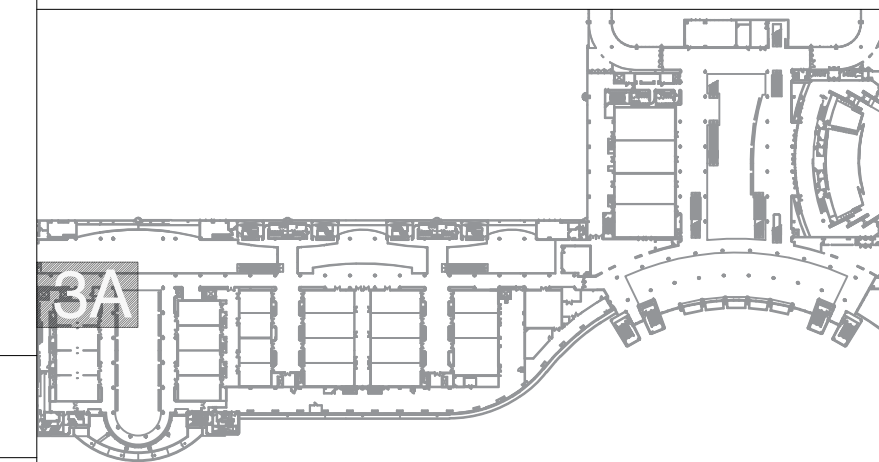
HATCH LEGEND:

- ACOUSTICAL WALL PANEL
- ACOUSTICAL WALL PANEL (CURVED)
- FABRIC WALLCOVERING
- GYP. BOARD CEILING
- PAINTED DRYWALL
- PAINTED PRE-CAST BASE
- VINYL BASE

SYMBOL LEGEND:

- ELEVATION MARKER
- DETAIL REFERENCE
- SECTION REFERENCE
- PARTITION TAG
- DOOR TAG
- EXISTING CEILING TILE TO BE DEMOLISHED
- FLOURESCENT RECESSED CAN LIGHT TO BE DEMOLISHED
- NEW LED RECESSED CAN LIGHT
- EXISTING CEILING-MOUNTED SPEAKER
- HVAC DEVICE TO BE DEMOLISHED
- NEW 2'X2' CEILING-MOUNTED HVAC DEVICE
- CEILING-MOUNTED ACCESS PANEL TO REMAIN
- SPRINKLER HEAD LOCATIONS TO REMAIN
- EXIT LIGHTS TO REMAIN
- EXISTING CEILING-MOUNTED FIRE STROBE TO REMAIN
- WALL-MOUNTED WIFI BOOSTER
- NEW INTERIOR PARTITION
- WALLCOVERING TO BE REMOVED
- ACOUSTICAL WALL PANELS TO BE DEMOLISHED

KEY PLAN:




IB 0001073

PROJECT

OCCC NETWORK AND WELLNESS ROOMS
WEST BUILDING
ORANGE COUNTY CONVENTION CENTER
9800 INTERNATIONAL DRIVE
Orlando, FL 32819

SEAL



ISSUED FOR

100% BID DOCUMENTS

PROJECT INFORMATION

PROJECT NUMBER:

76916

DATE:

03/19/2019

SCALE:

1/4"=1'-0"

DRAWN BY:

KG

CHECKED BY:

JNK

DRAWING NUMBER

LEVEL 300 WEST BUILDING
NETWORK ROOM 3A
FLOOR PLAN, REFLECTED
CEILING PLAN AND ELEVATIONS

14.300

This document is not an architectural or engineering study, drawing, specification, or design and is not to be used for construction of any load-bearing columns, load-bearing framing or walls of structures, or issuance of any building permit, except as otherwise provided by law.

PROJECT

OCCC NETWORK AND WELLNESS ROOMS
 WEST BUILDING
 ORANGE COUNTY CONVENTION CENTER
 9800 INTERNATIONAL DRIVE
 Orlando, FL 32819

KEY NOTES:

- 097723 FABRIC WRAPPED PANELS
- 099123 INTERIOR PAINTING
- 097200 WALLCOVERING
- 096513.13 RESILIENT BASE
- 092116 GYP. BOARD STUD WALL PARTITION
- 095113 CEILING SYSTEMS

NOTES:

- 1 DEMOLISH EXISTING FABRIC WALLCOVERING
- 2 DEMOLISH EXISTING ACOUSTICAL PANELS
- 3 DEMOLISH EXISTING RECESSED CAN LIGHTS
- 4 DEMOLISH EXISTING HVAC DEVICES
- 5 NEW METAL STUD AND DRYWALL PARTITION
- 6 CONTRACTOR SHALL COORDINATE WITH MEP DRAWINGS TO LOCATE ANY DEVICES TO BE REMOVED OR RELOCATED. DRYWALL TO BE PATCHED, REPAIRED AND PAINTED.
- 7 EXISTING SOFFIT AND GFRP TRIM TO REMAIN
- 8 NEW DOOR - REFER TO DOOR SCHEDULE
- 9 CEILING TILE AND GRID TO BE DEMOLISHED
- 10 EXISTING FLOORING SHALL REMAIN

CEILING PLANS FOR REFERENCE ONLY.
 REFER TO MEP/FR SHEETS DETAILS

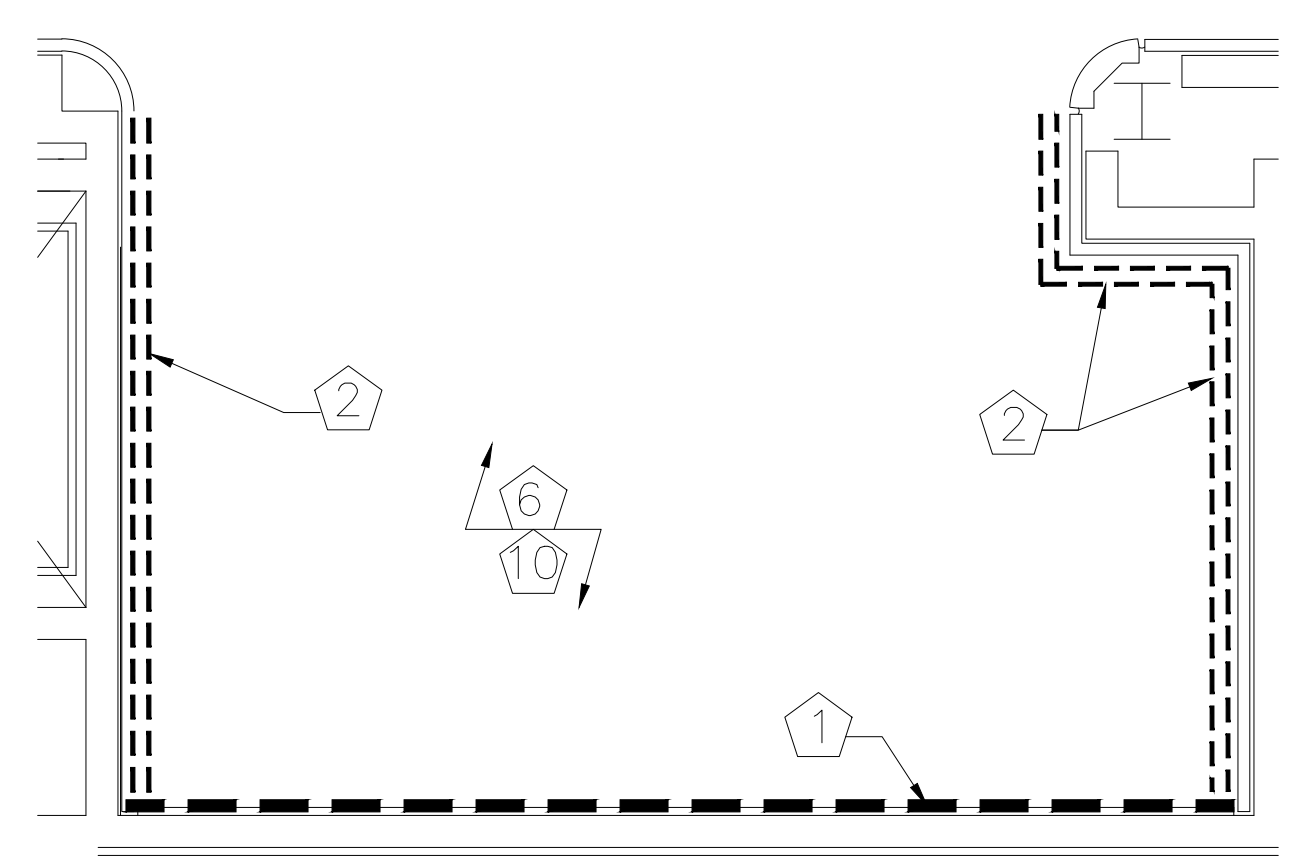
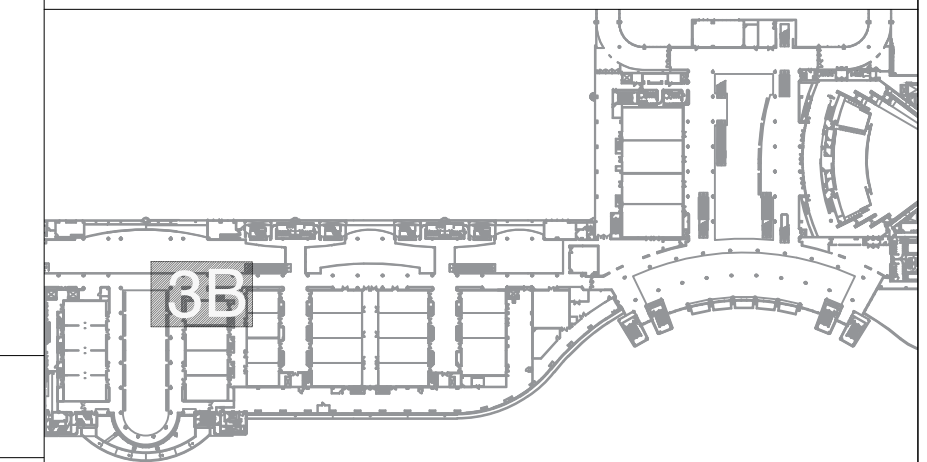
HATCH LEGEND:

- ACOUSTICAL WALL PANEL
- ACOUSTICAL WALL PANEL (CURVED)
- FABRIC WALLCOVERING
- GYP. BOARD CEILING
- PAINTED DRYWALL
- PAINTED PRE-CAST BASE
- VINYL BASE

SYMBOL LEGEND:

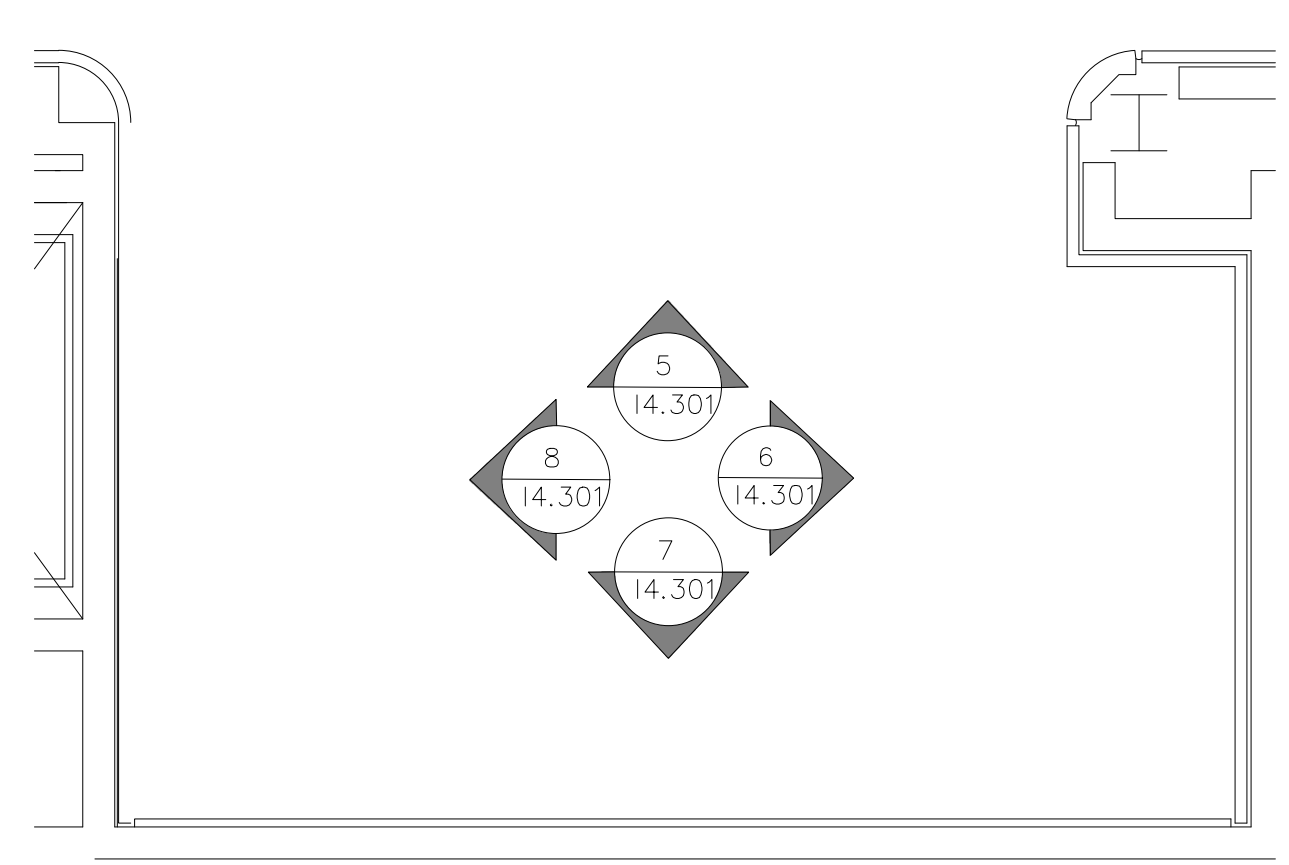
- ELEVATION MARKER
- DETAIL REFERENCE
- SECTION REFERENCE
- PARTITION TAG
- DOOR TAG
- EXISTING CEILING TILE TO BE DEMOLISHED
- FLOURESCENT RECESSED CAN LIGHT TO BE DEMOLISHED
- NEW LED RECESSED CAN LIGHT
- EXISTING CEILING-MOUNTED SPEAKER
- HVAC DEVICE TO BE DEMOLISHED
- NEW 2'X2' CEILING-MOUNTED HVAC DEVICE
- CEILING-MOUNTED ACCESS PANEL TO REMAIN
- SPRINKLER HEAD LOCATIONS TO REMAIN
- EXIT LIGHTS TO REMAIN
- EXISTING CEILING-MOUNTED FIRE STROBE TO REMAIN
- WALL-MOUNTED WIFI BOOSTER
- NEW INTERIOR PARTITION
- WALLCOVERING TO BE REMOVED
- ACOUSTICAL WALL PANELS TO BE DEMOLISHED

KEY PLAN:



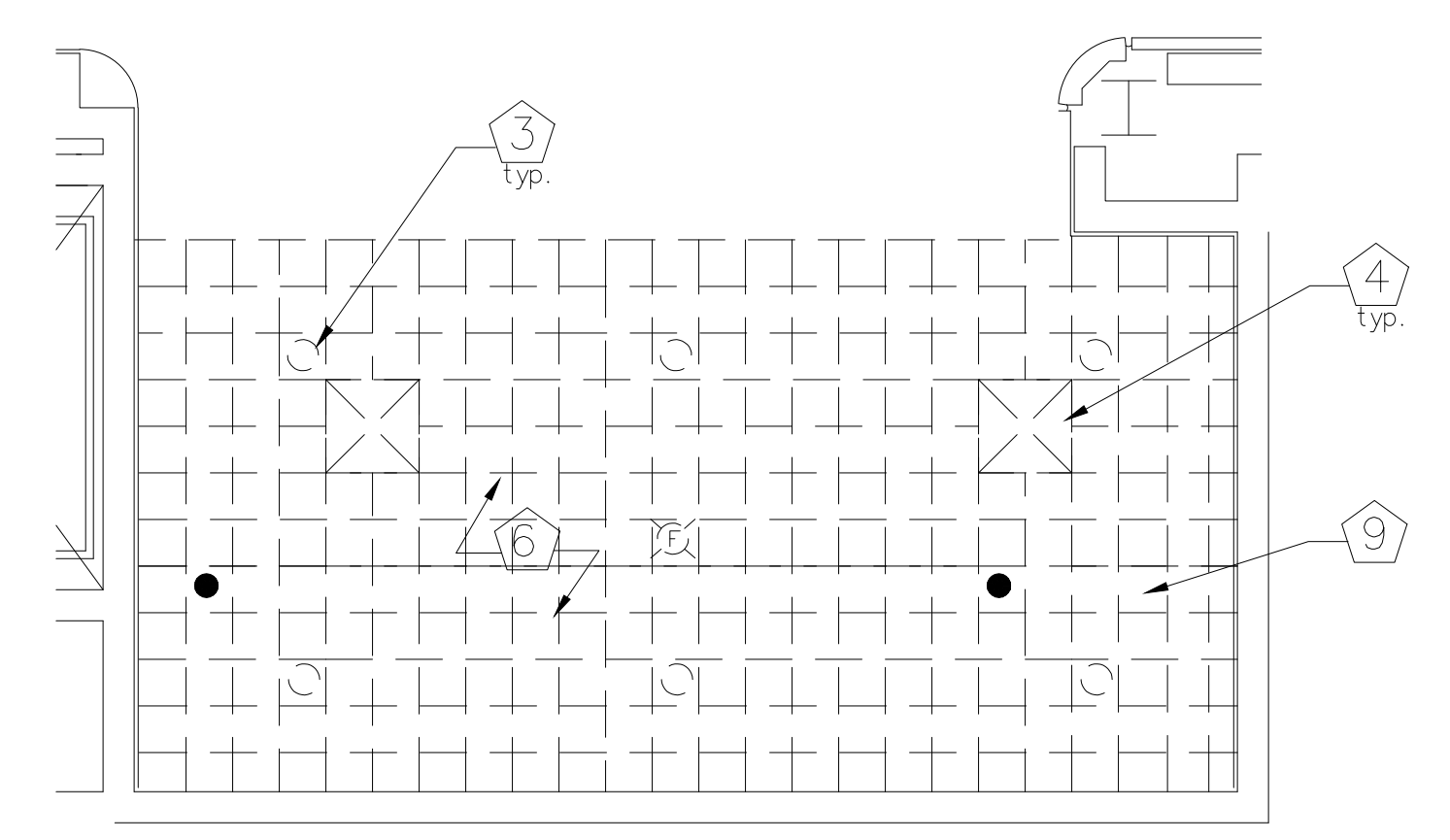
1 NETWORK ROOM 3B FLOOR PLAN - DEMO

1/4" = 1'-0"



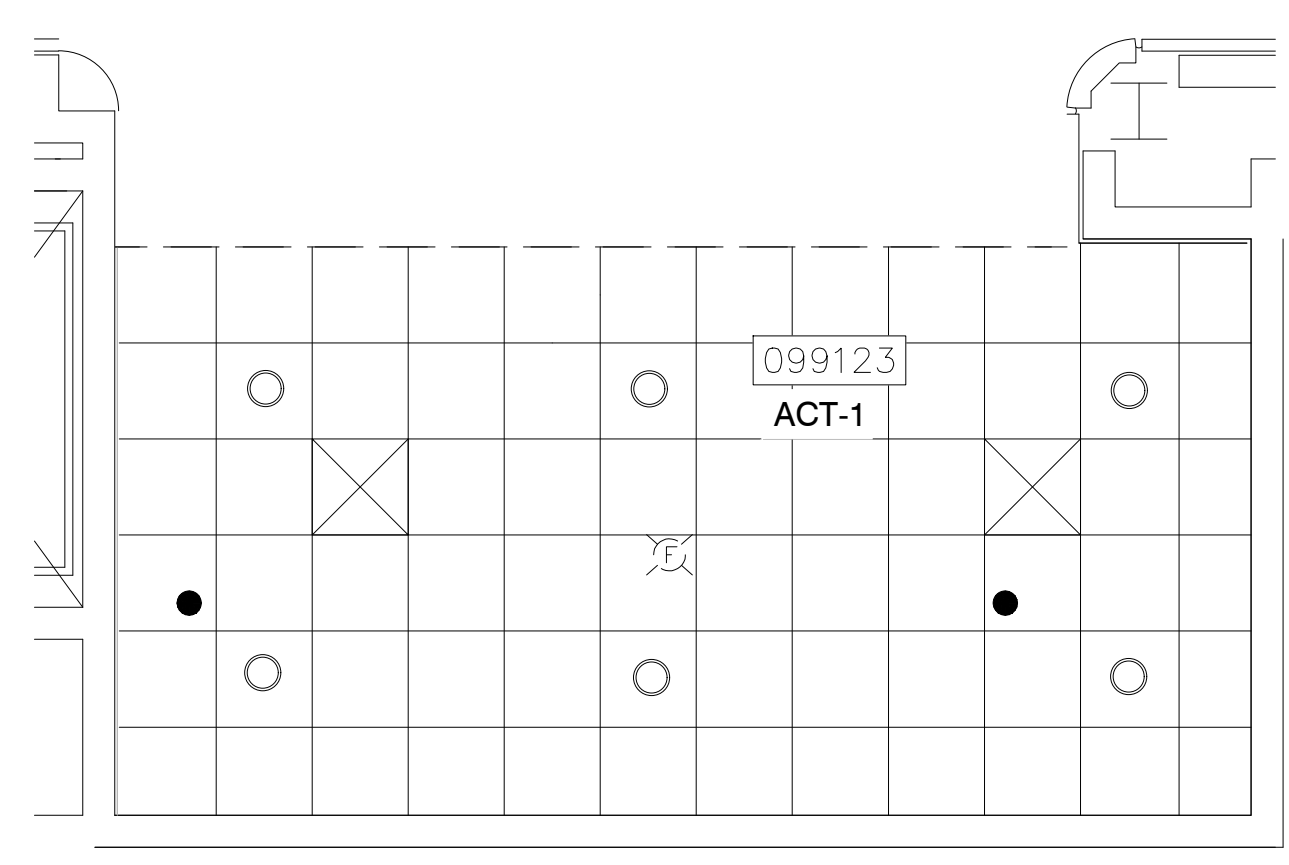
2 NETWORK ROOM 3B FLOOR PLAN - PROPOSED

1/4" = 1'-0"



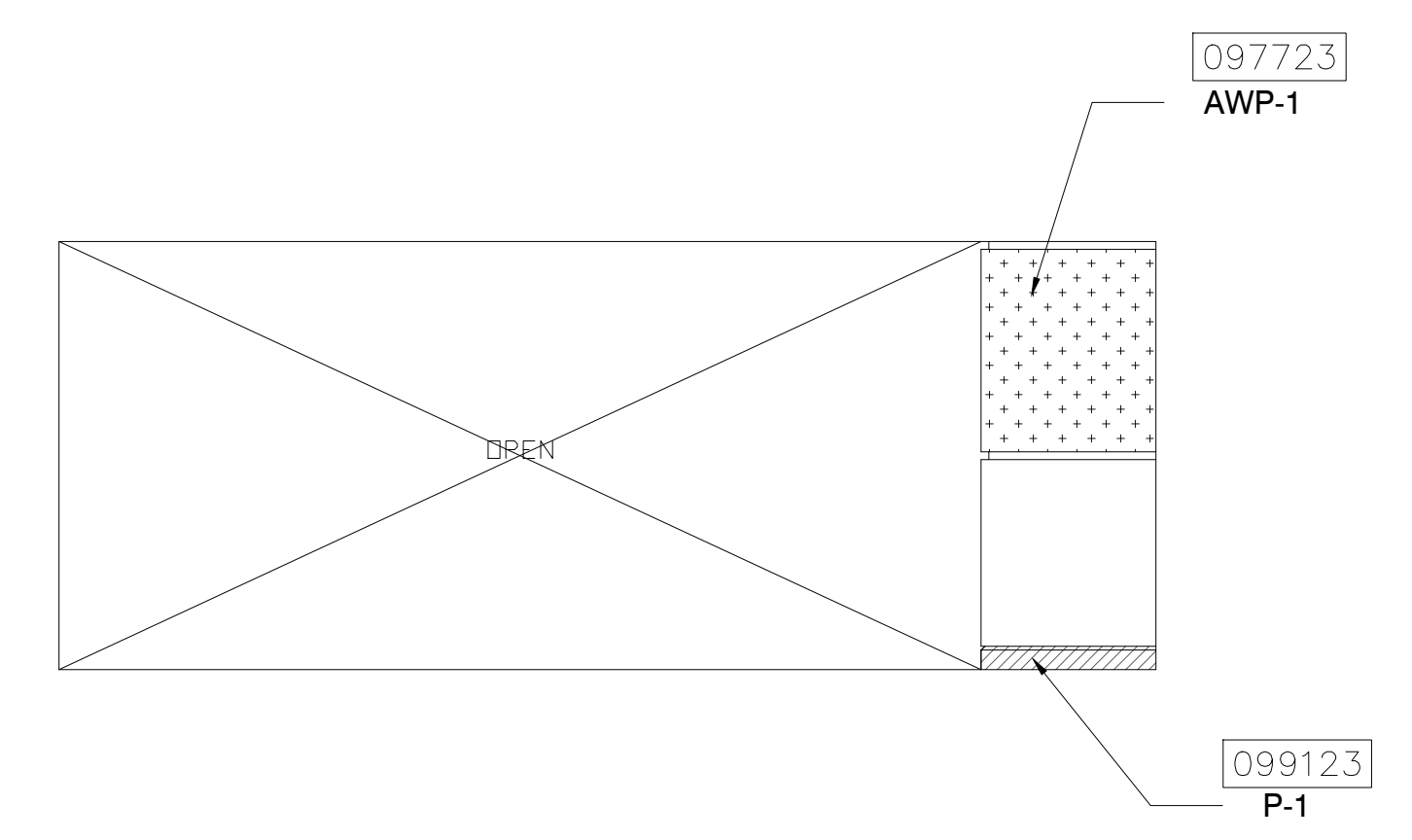
3 NETWORK ROOM 3B REFLECTED CEILING PLAN - DEMO

1/4" = 1'-0"



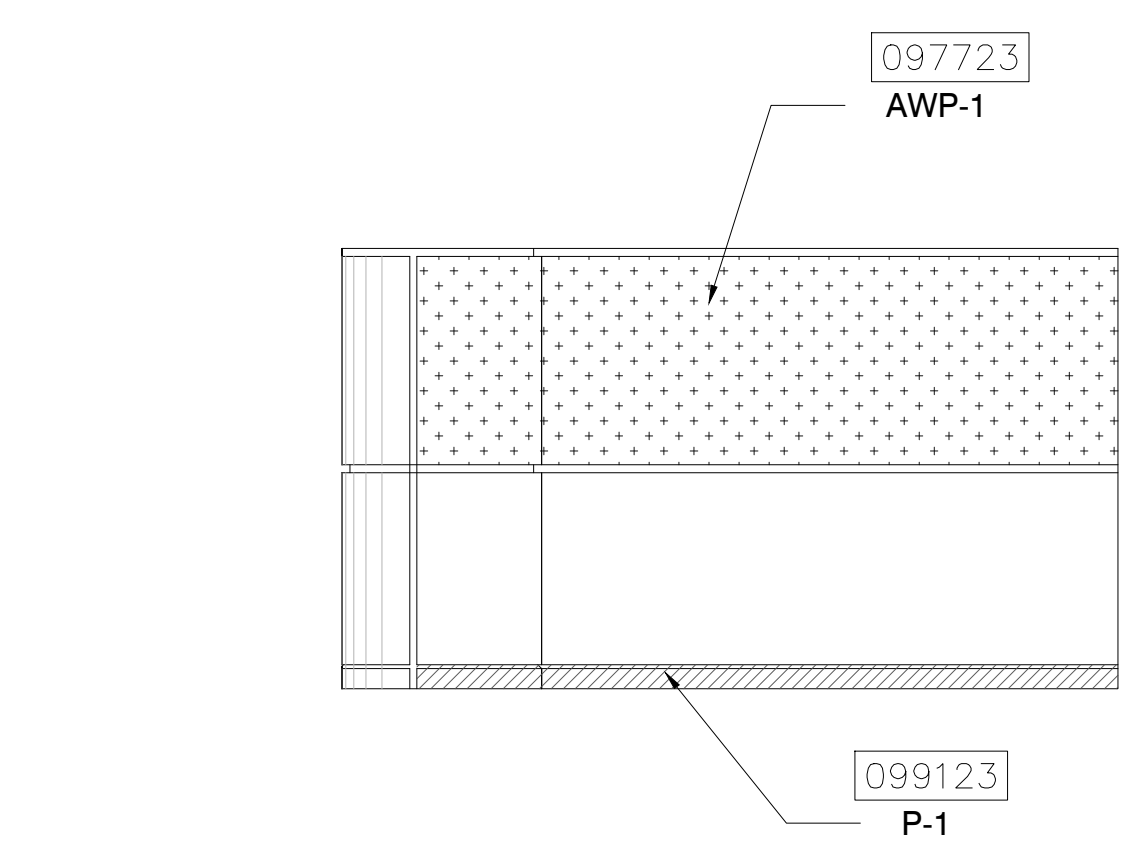
4 NETWORK ROOM 3B REFLECTED CEILING PLAN - PROPOSED

1/4" = 1'-0"



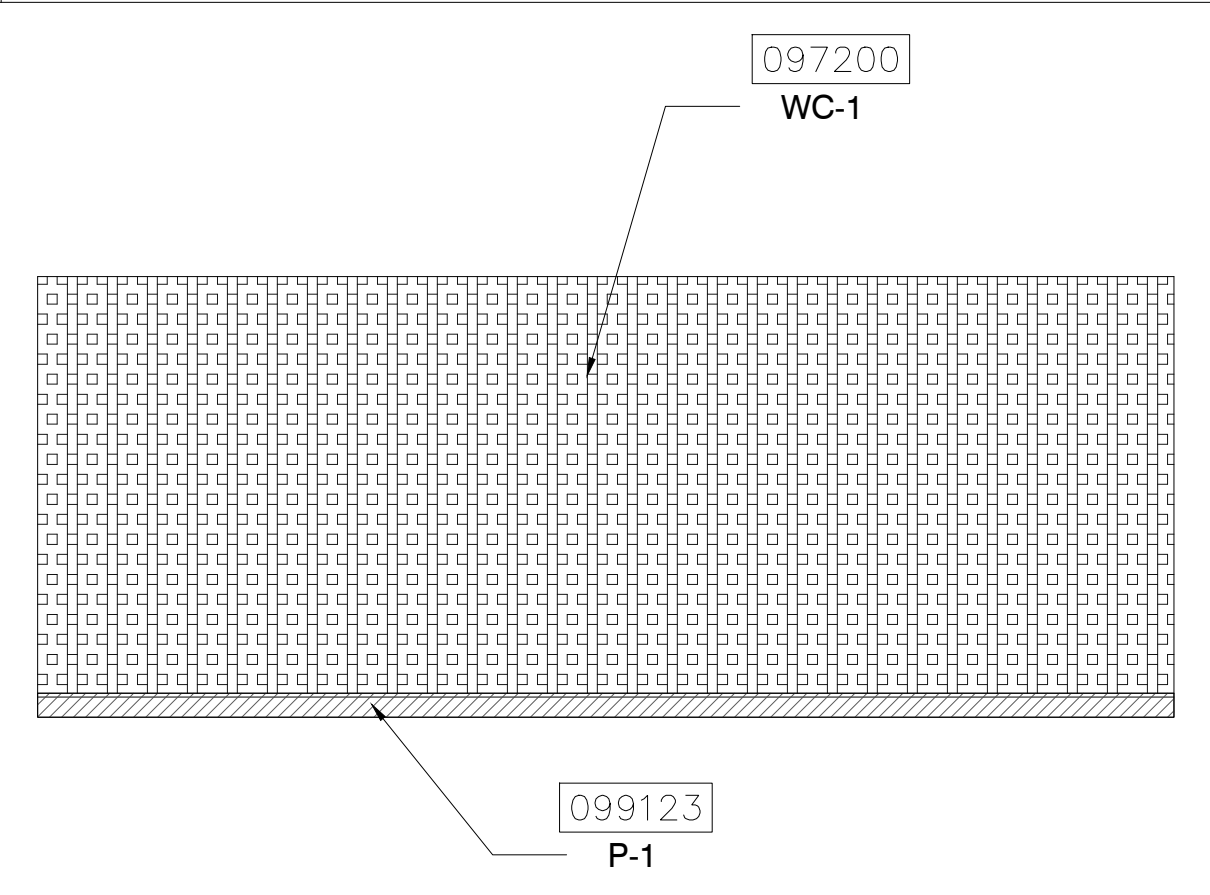
5 ELEVATION

1/4" = 1'-0"



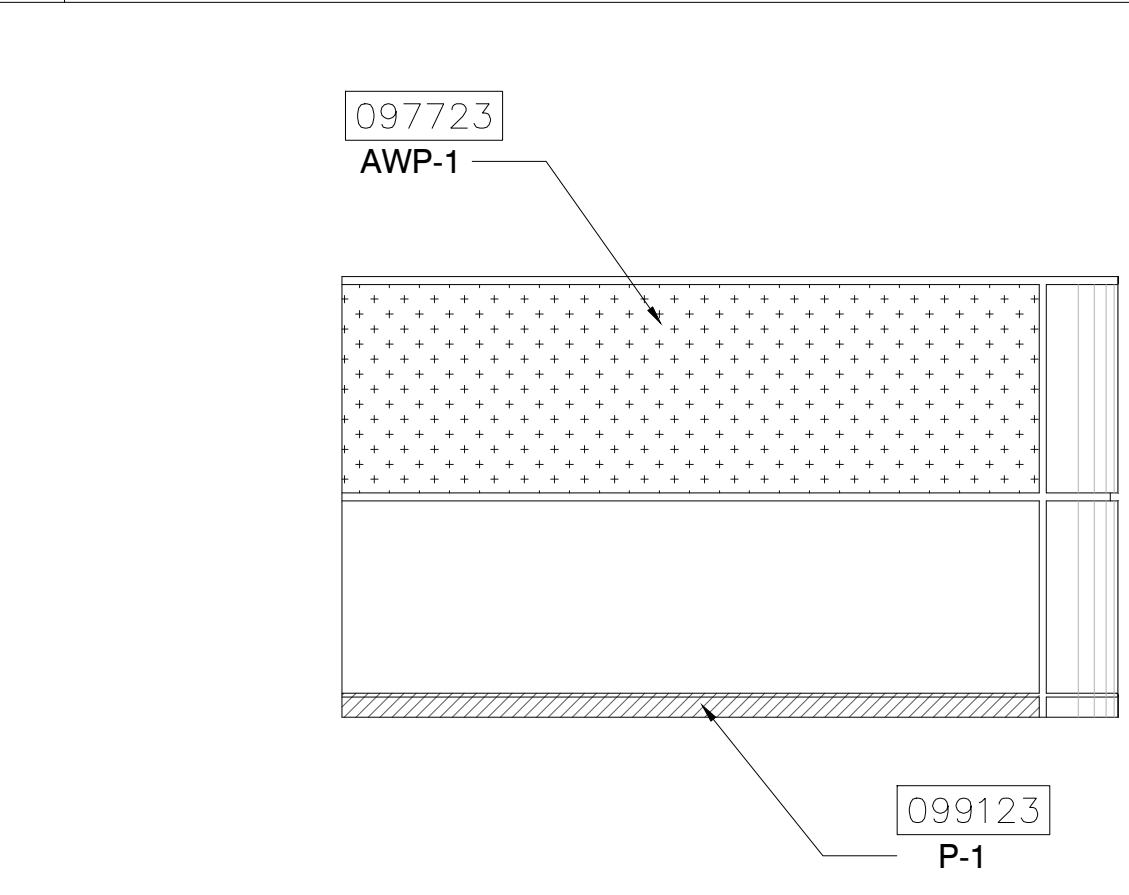
6 ELEVATION

1/4" = 1'-0"



7 ELEVATION


1/4" = 1'-0"



8 ELEVATION

1/4" = 1'-0"

SEAL



ISSUED FOR

100% BID DOCUMENTS

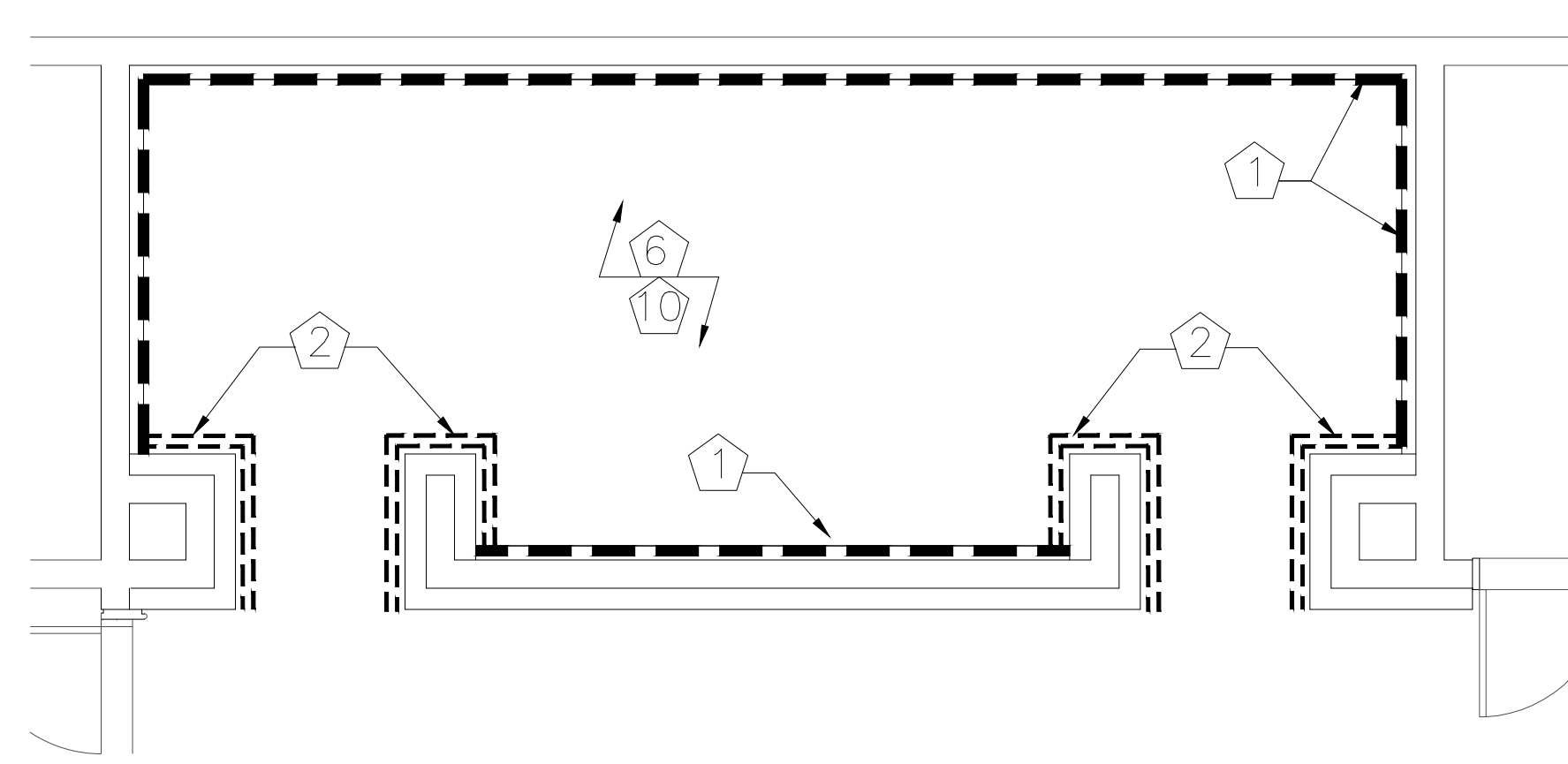
PROJECT INFORMATION

PROJECT NUMBER:
76916
 DATE:
03/19/2019
 SCALE:
1/4"=1'-0"
 DRAWN BY:
KG
 CHECKED BY:
JNK

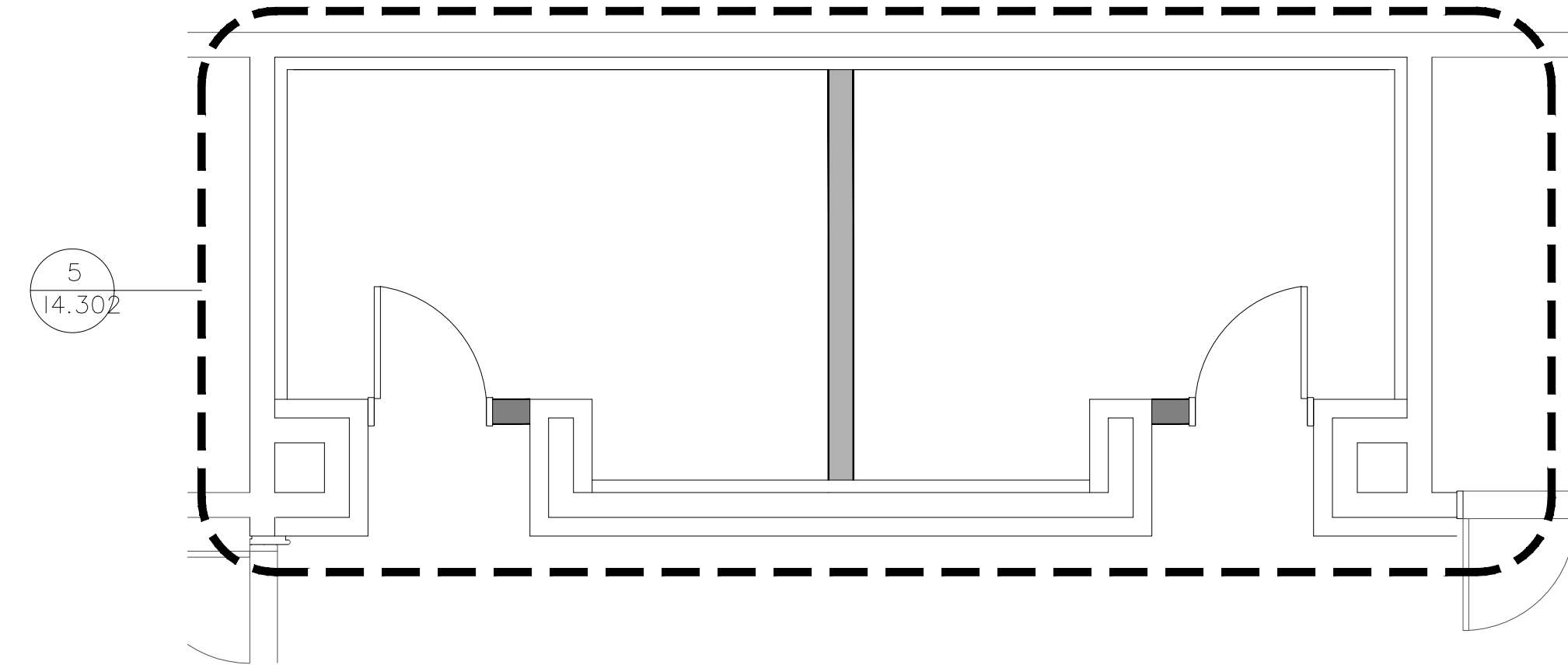
DRAWING NUMBER

LEVEL 300 WEST BUILDING
 NETWORK ROOM 3B FLOOR PLAN,
 REFLECTED CEILING PLAN
 AND ELEVATIONS
14.301

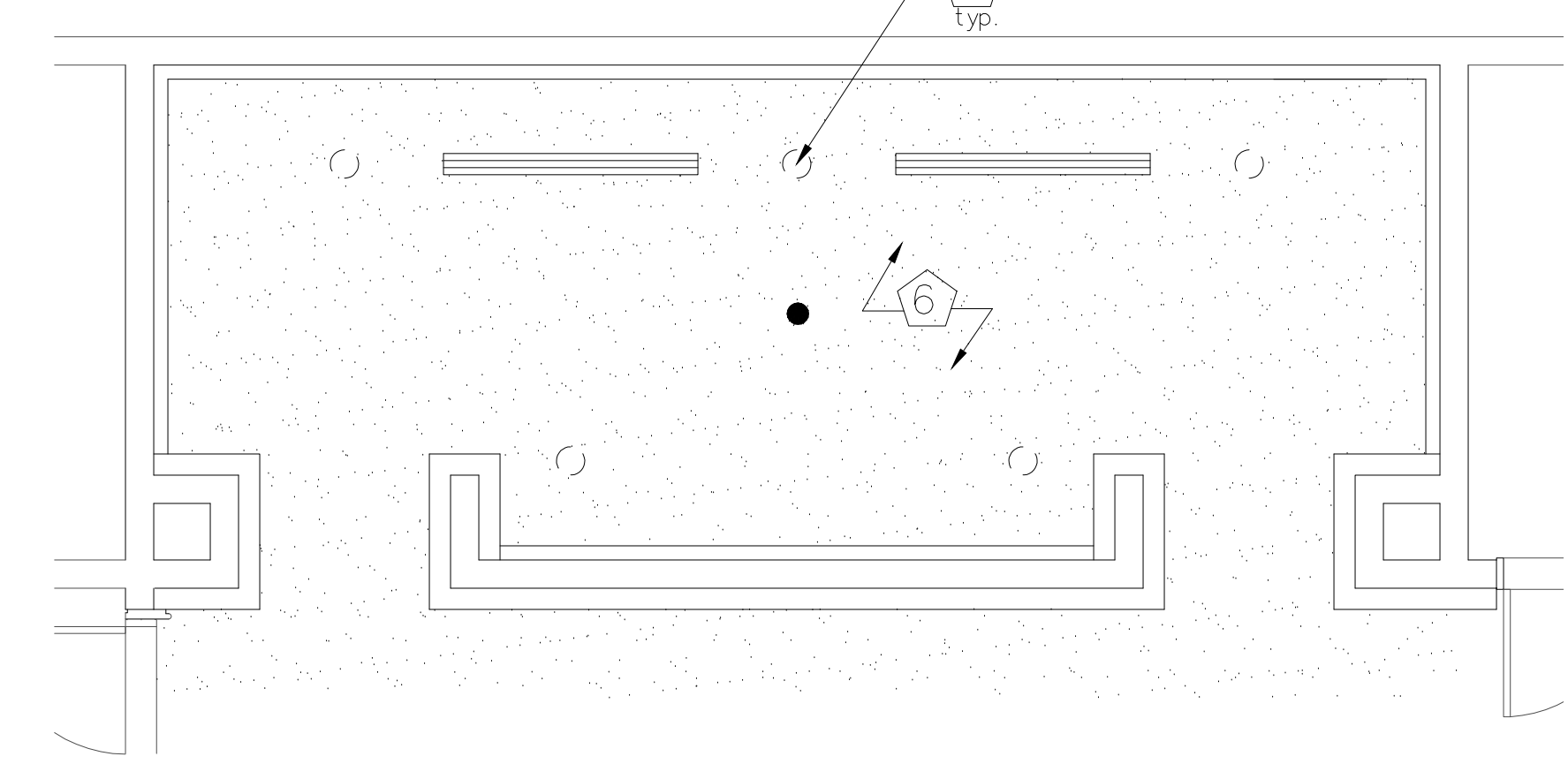
This document is not an architectural or engineering study, drawing, specification, or design and is not to be used for construction of any load-bearing columns, load-bearing framing or walls of structures, or issuance of any building permit, except as otherwise provided by law.



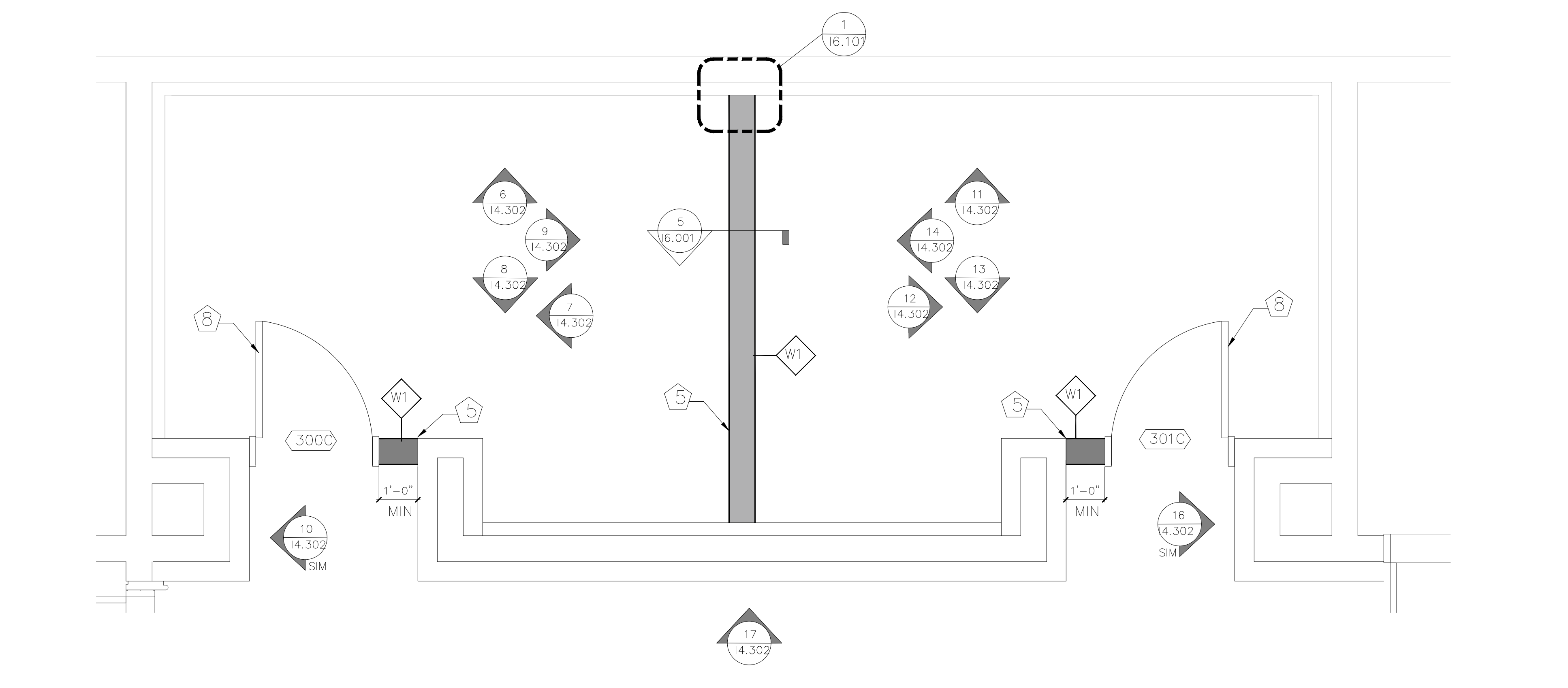
1 WELLNESS ROOM 3C FLOOR PLAN - DEMO
1/4" = 1'-0"



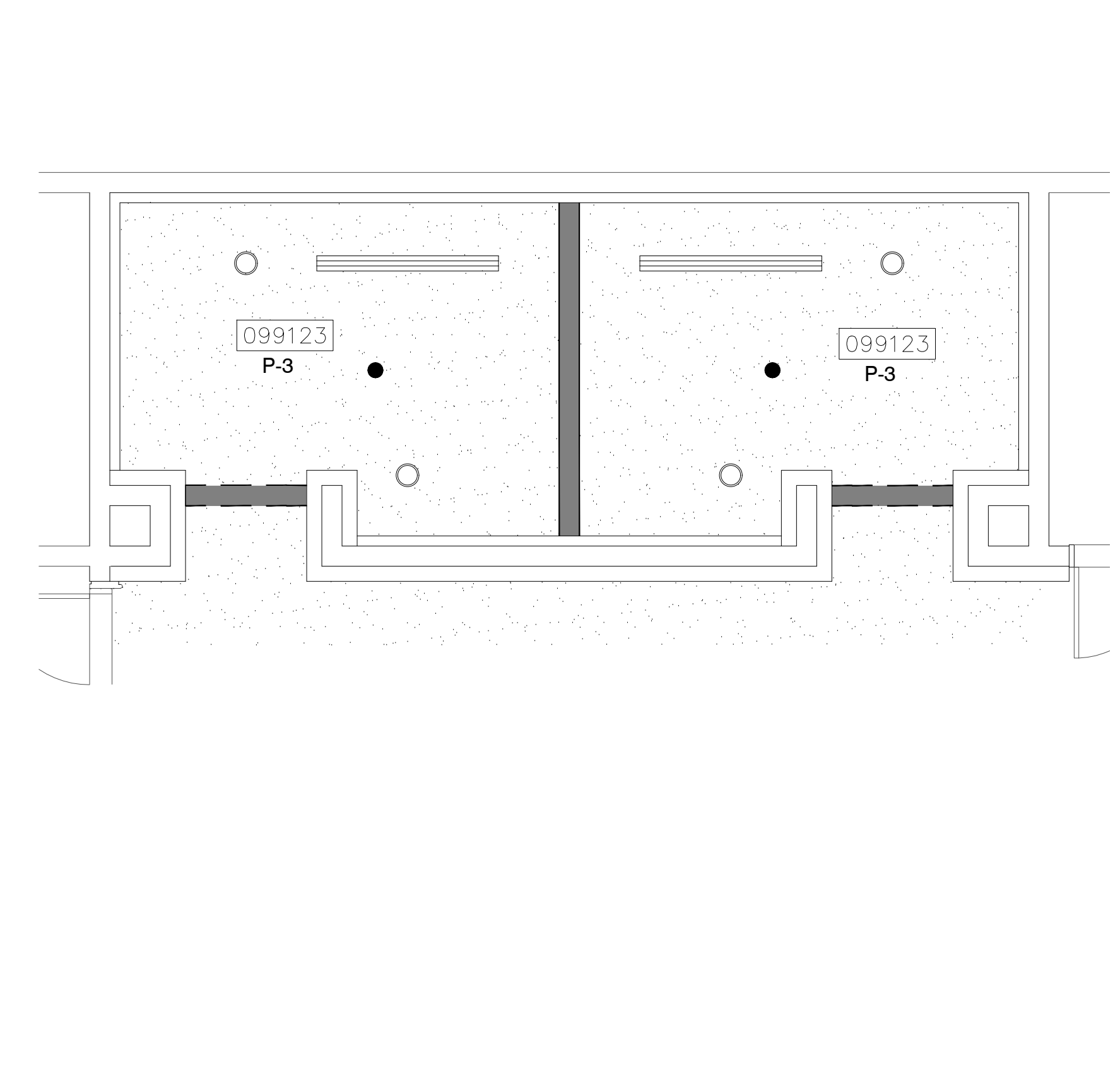
2 WELLNESS ROOM 3C FLOOR PLAN - PROPOSED
1/4" = 1'-0"



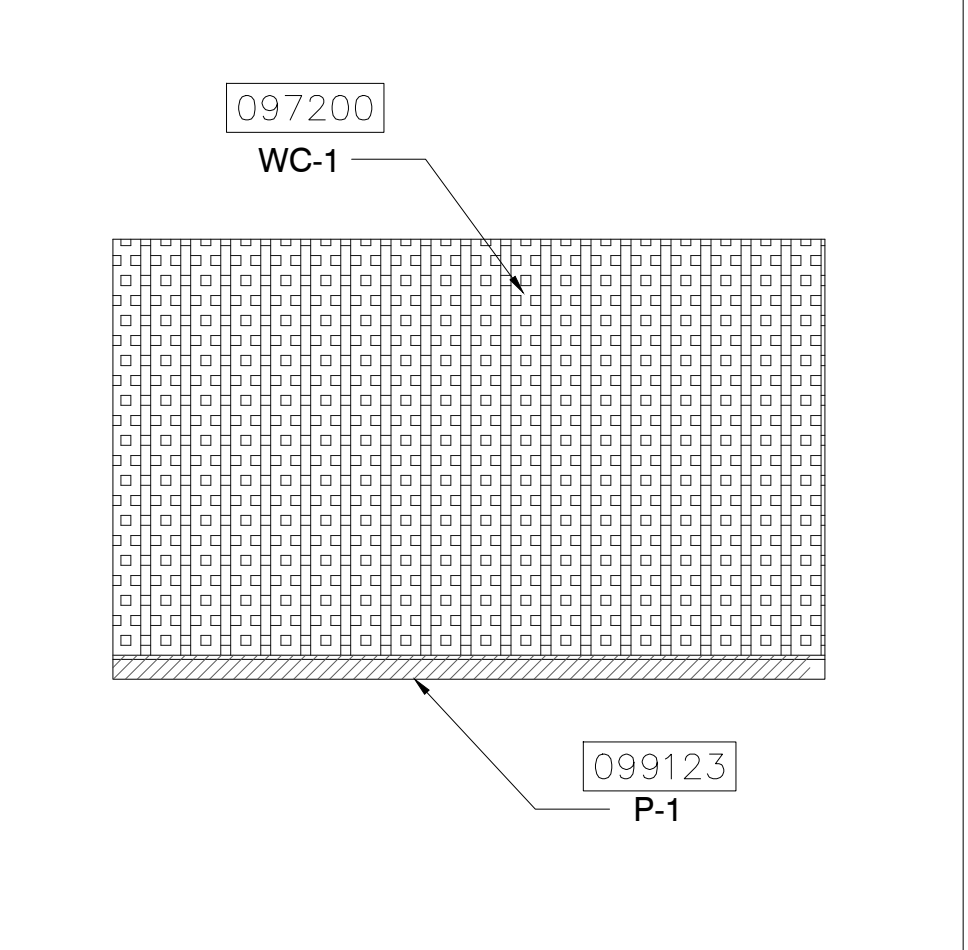
3 WELLNESS ROOM 3C REFLECTED CEILING PLAN - DEMO
1/4" = 1'-0"



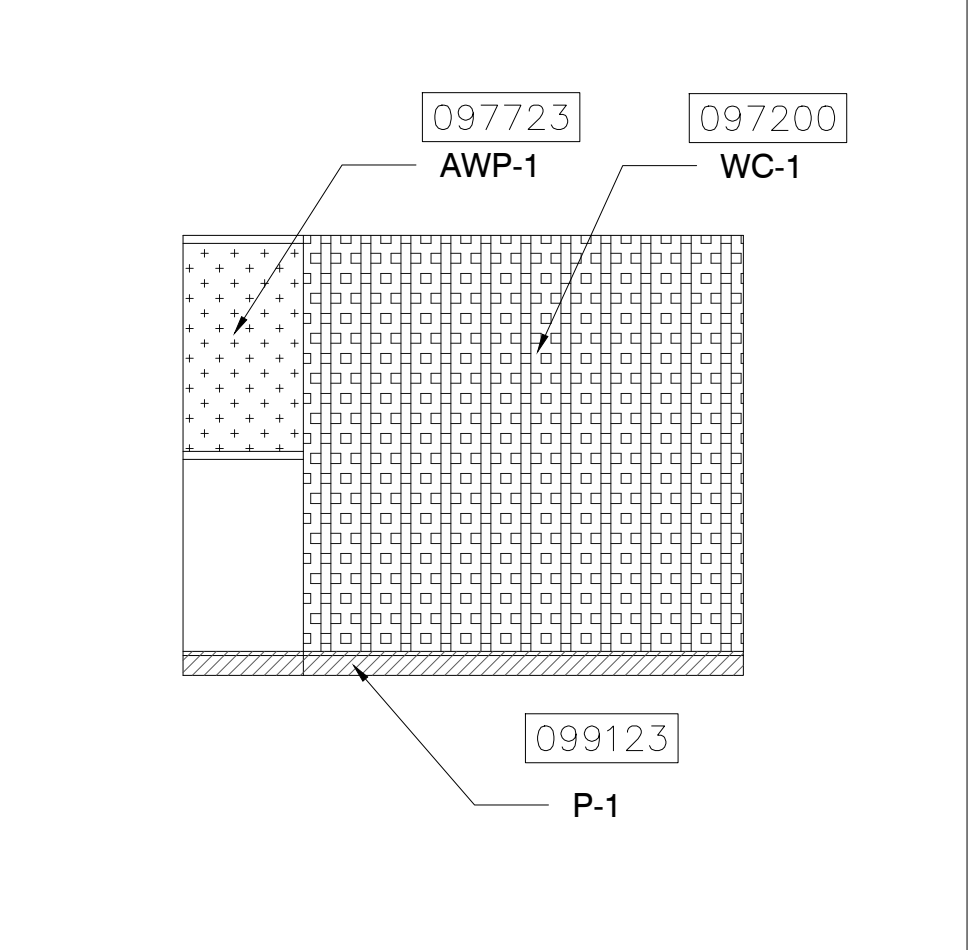
5 WELLNESS ROOM 3C ENLARGED PLAN
1/4" = 1'-0"



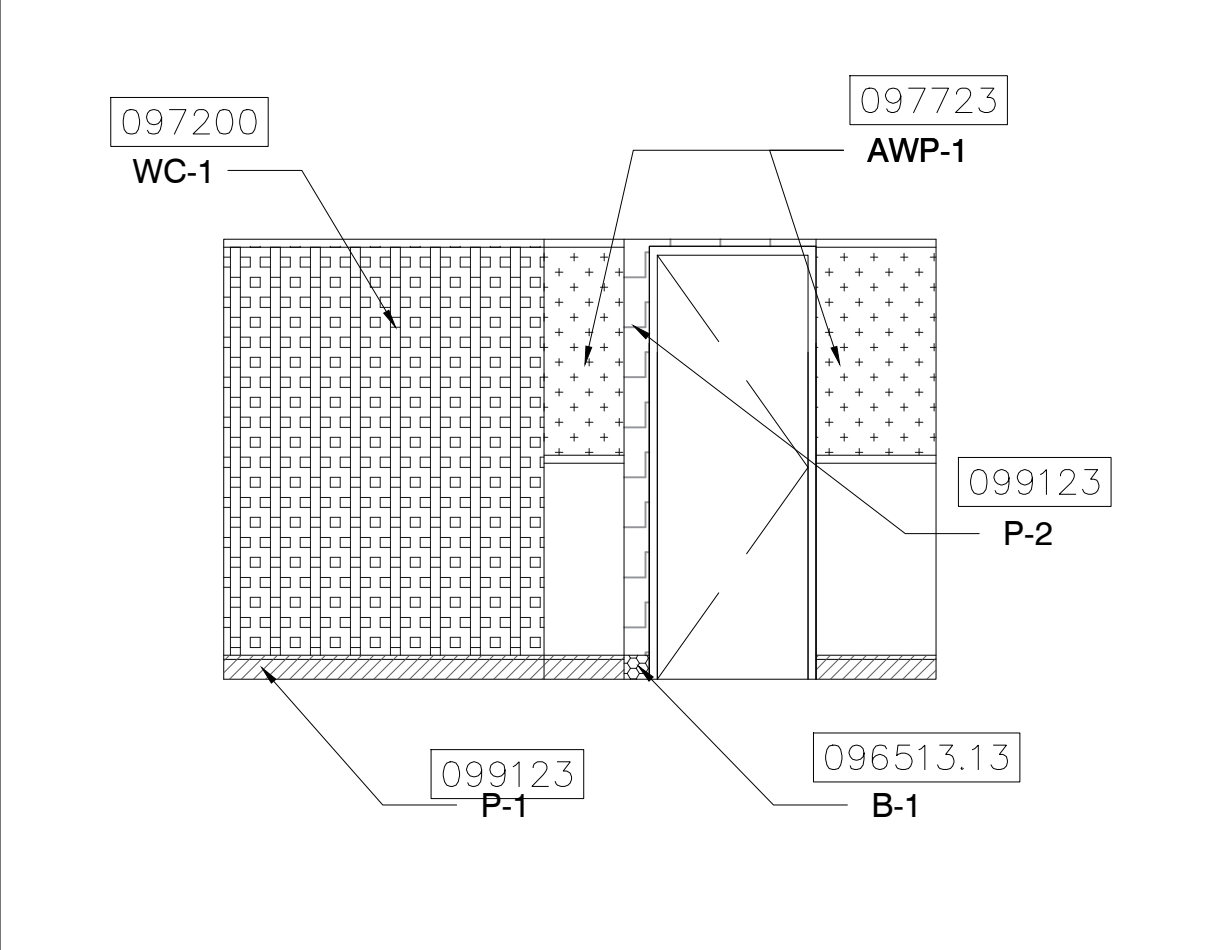
4 WELLNESS ROOM 3C REFLECTED CEILING PLAN - PROPOSED
1/4" = 1'-0"



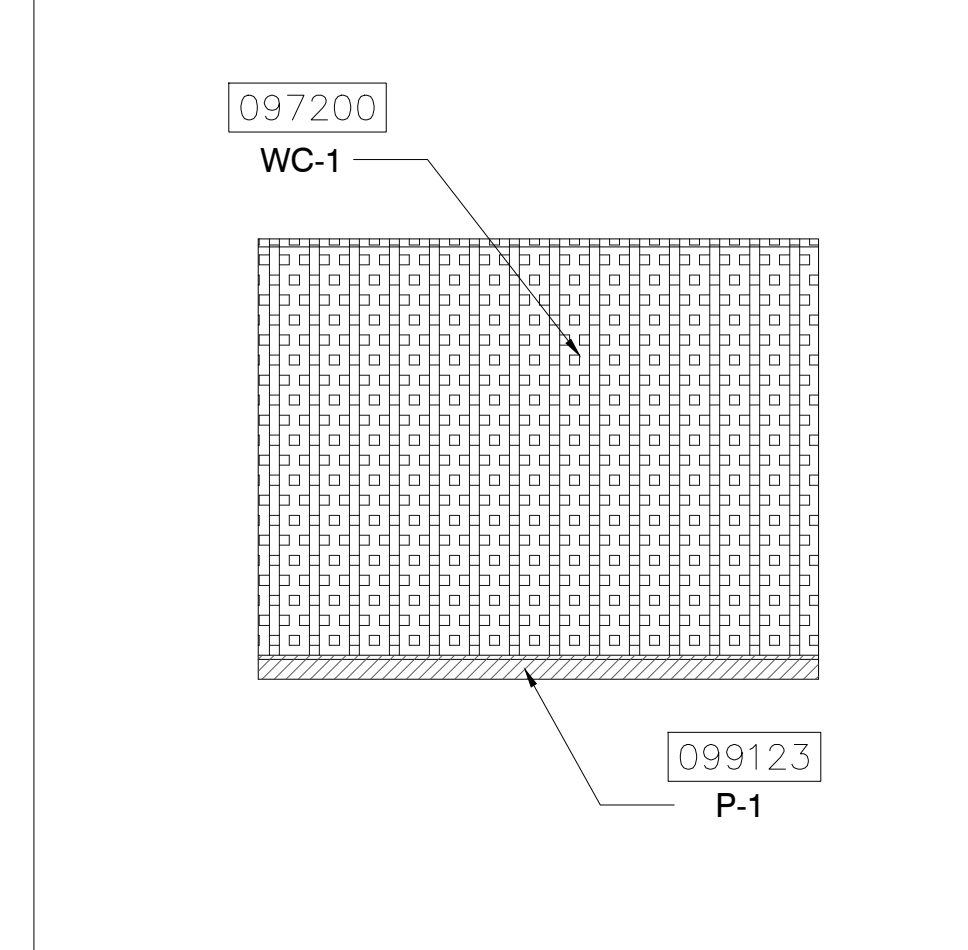
6 ELEVATION
1/4" = 1'-0"



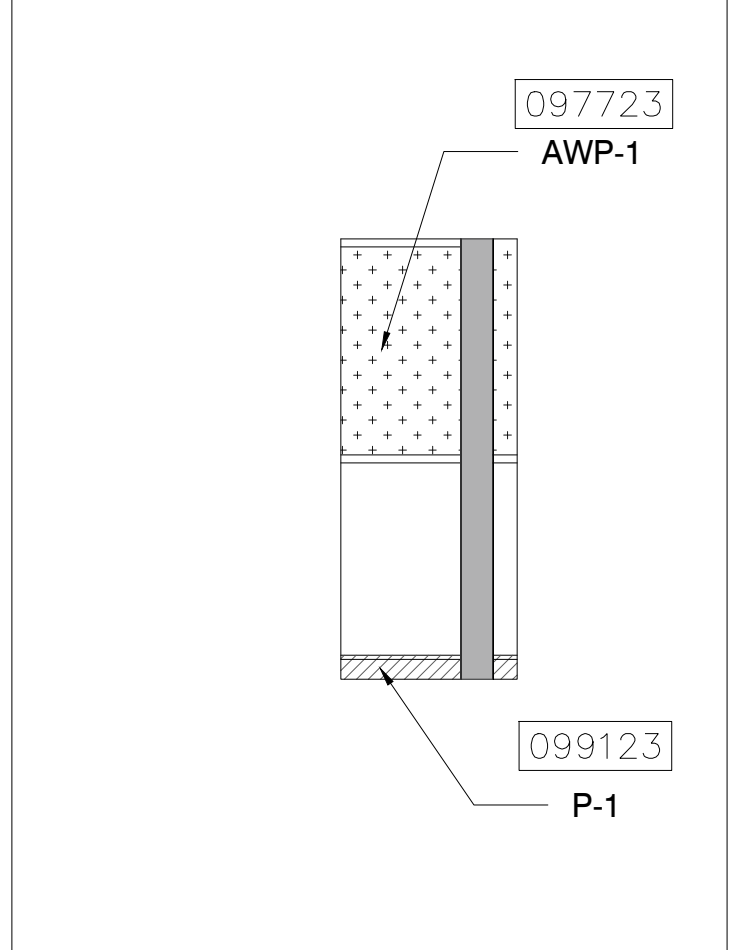
7 ELEVATION
1/4" = 1'-0"



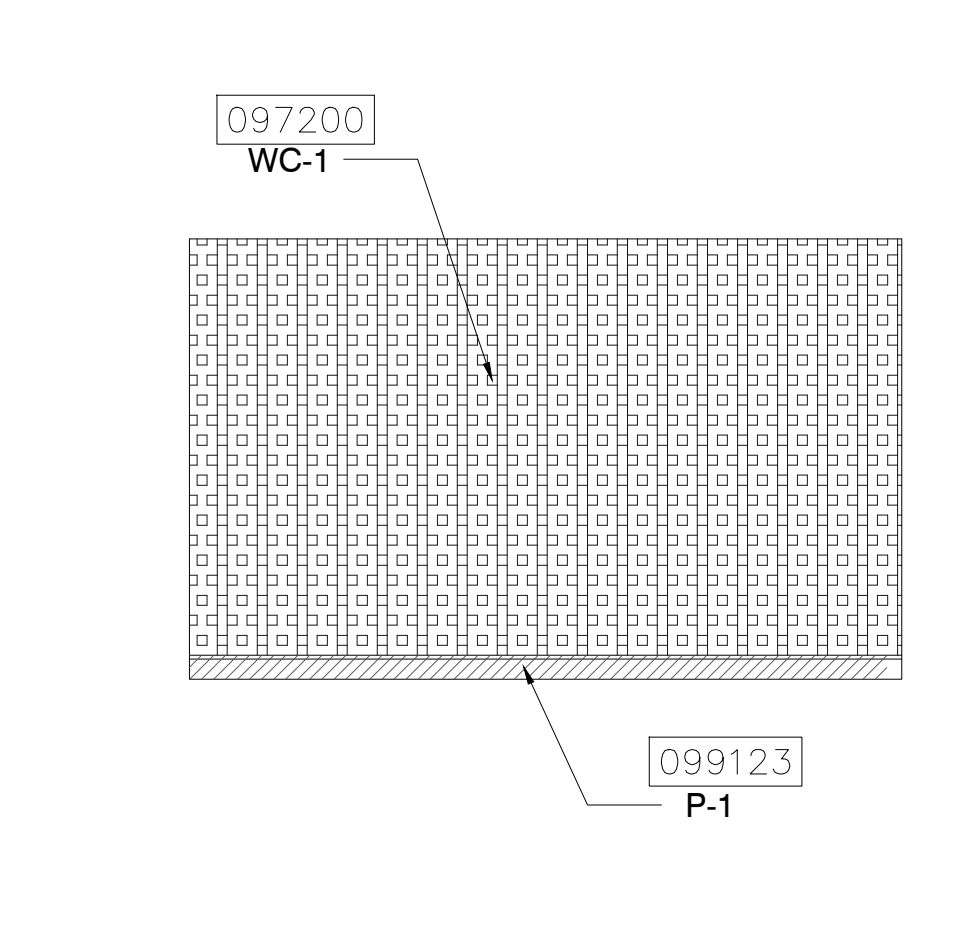
8 ELEVATION
1/4" = 1'-0"



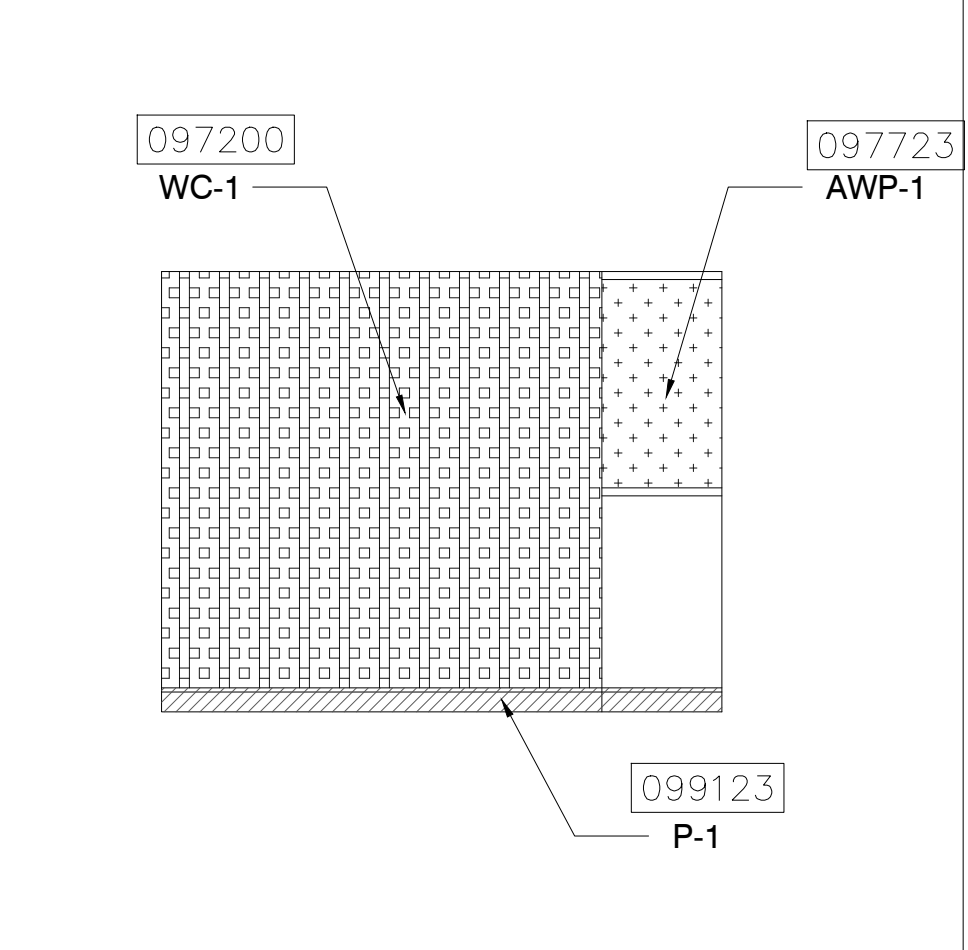
9 ELEVATION
1/4" = 1'-0"



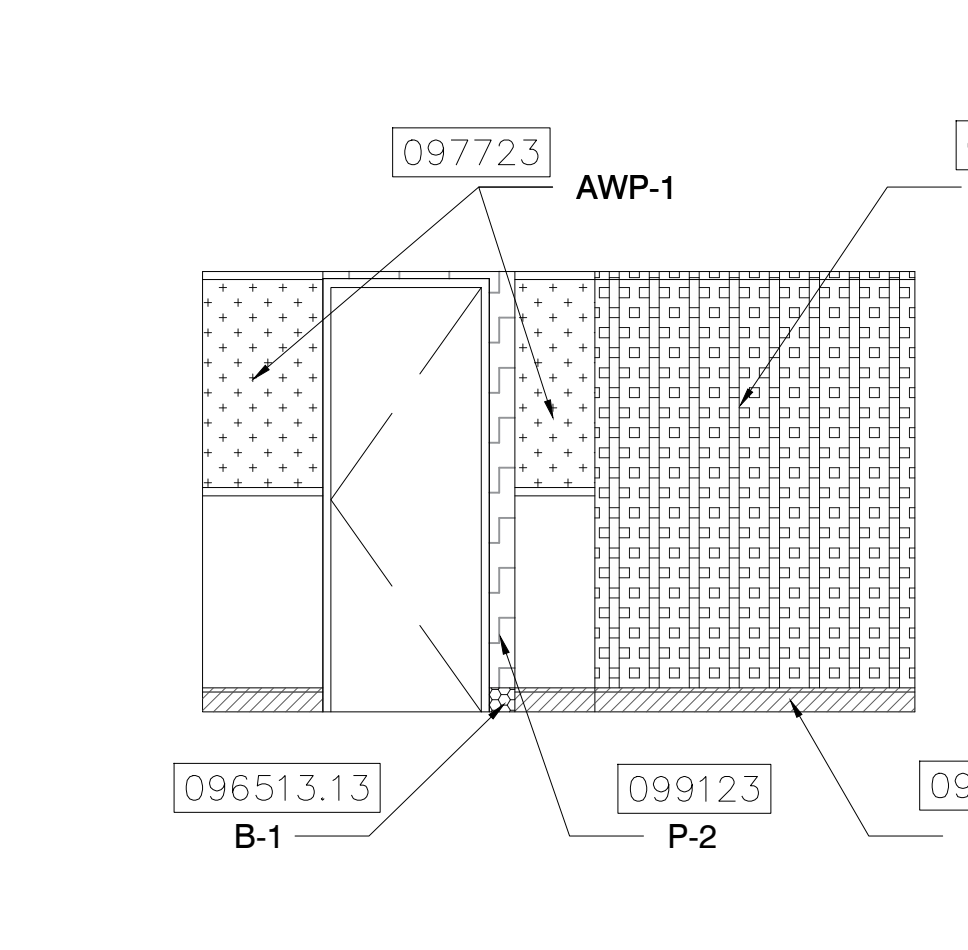
10 ELEVATION
1/4" = 1'-0"



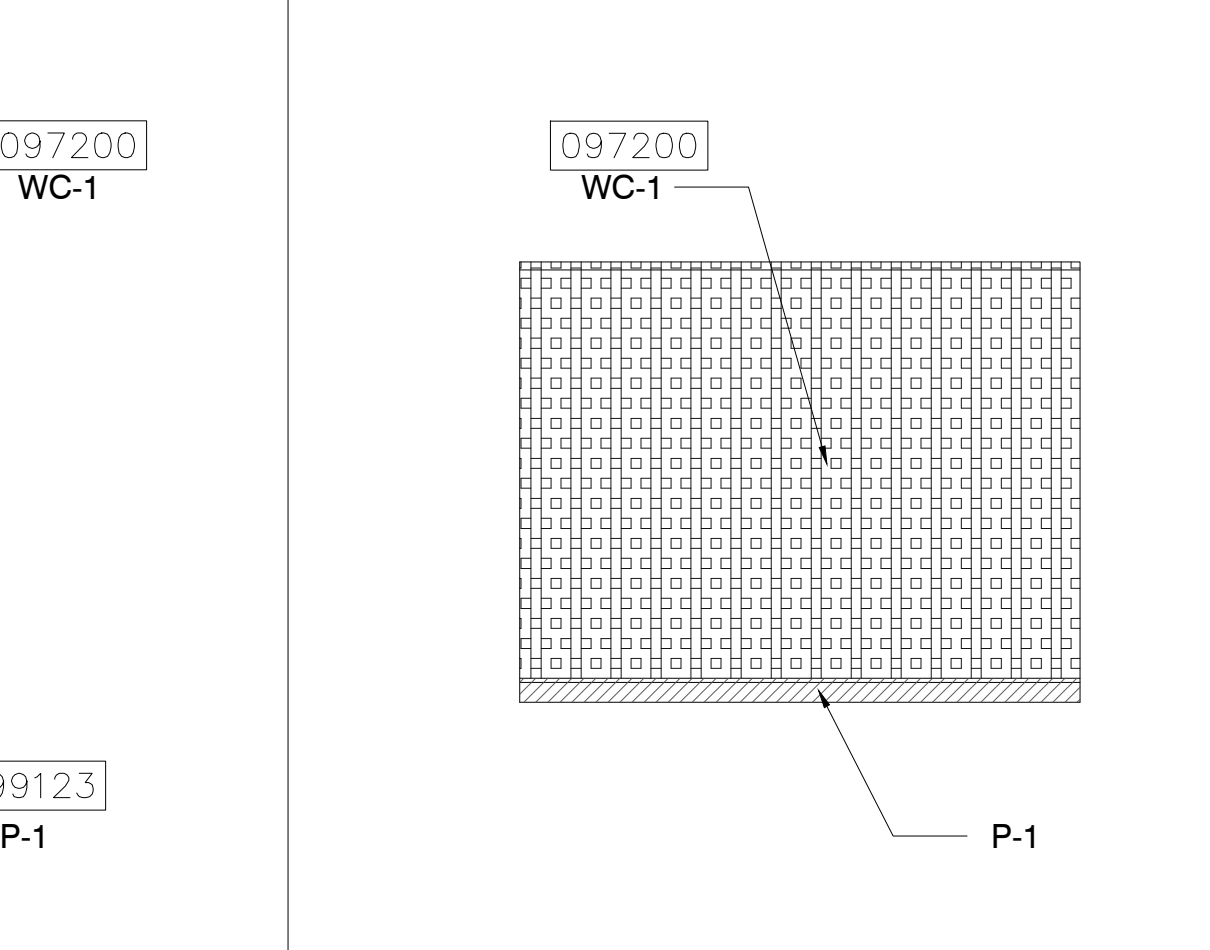
11 ELEVATION
1/4" = 1'-0"



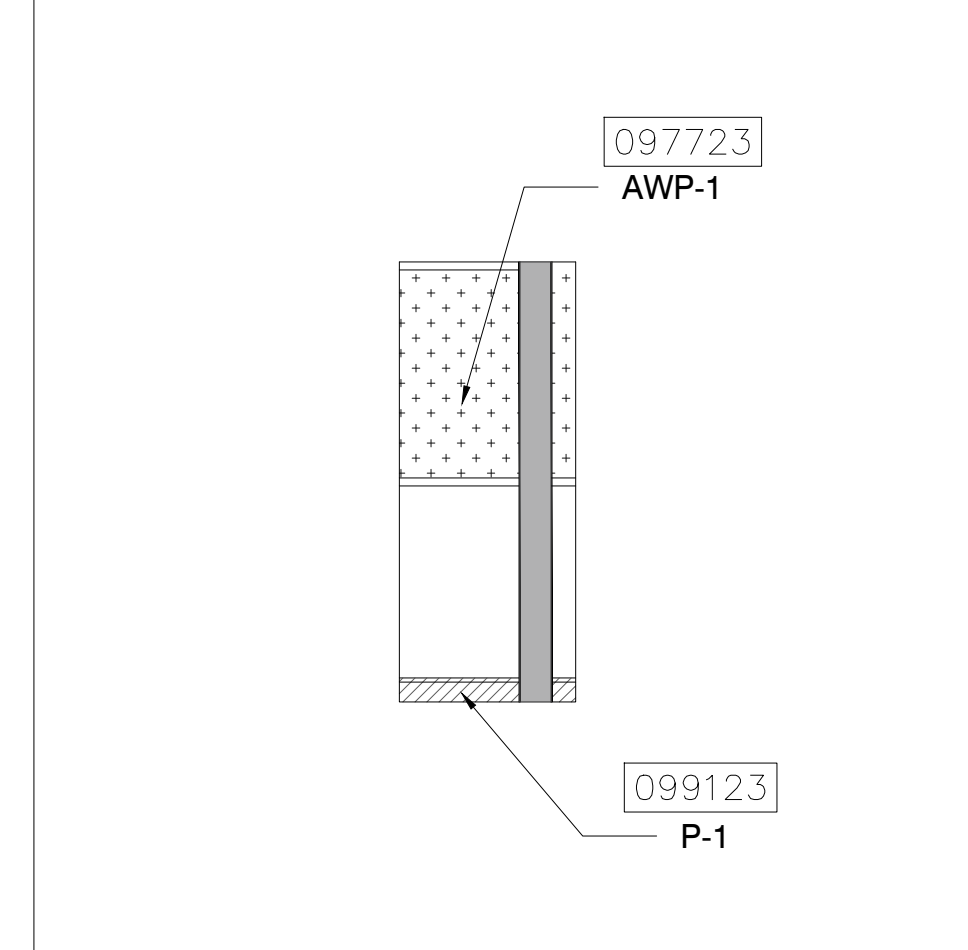
12 ELEVATION
1/4" = 1'-0"



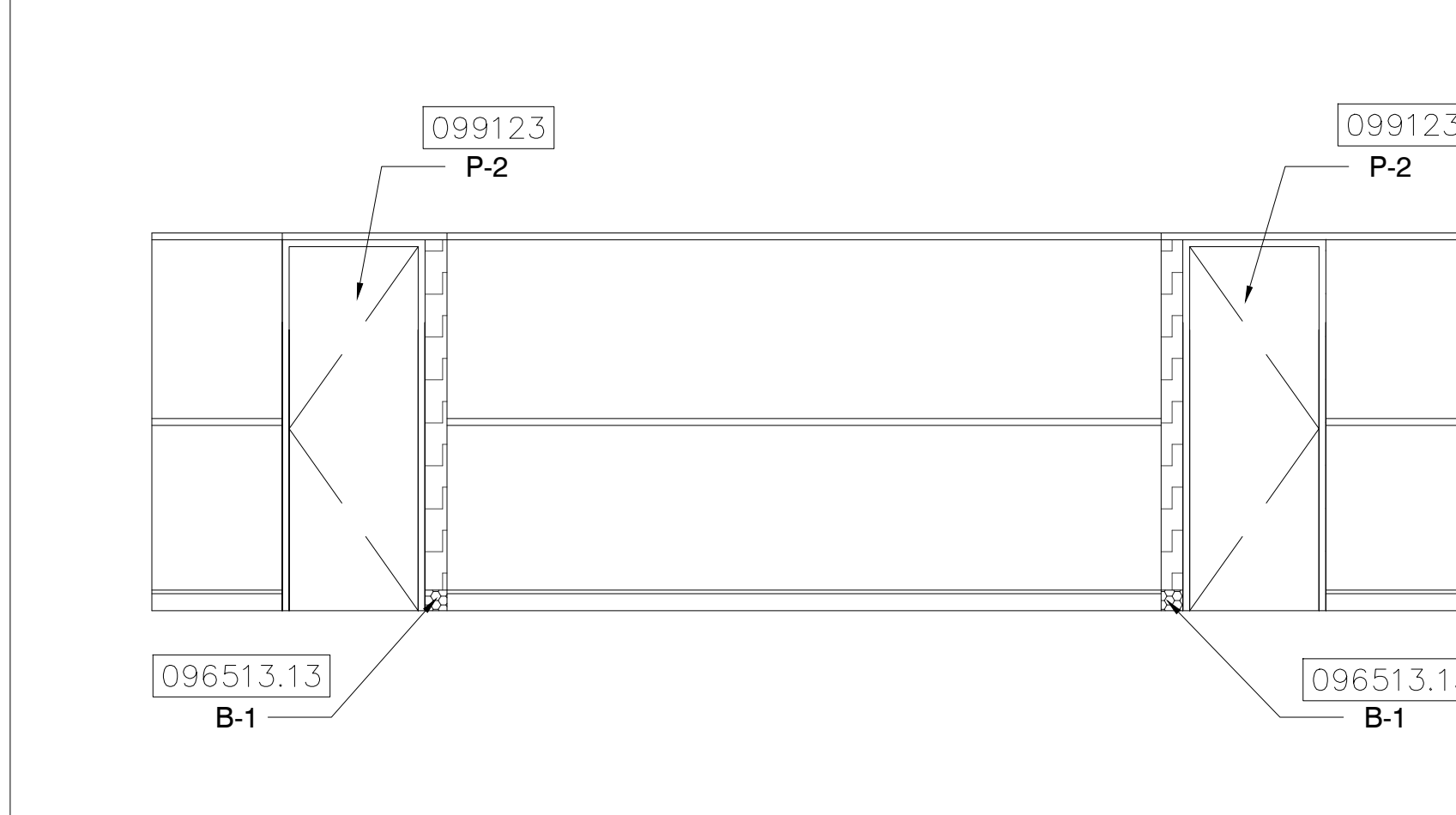
13 ELEVATION
1/4" = 1'-0"



14 ELEVATION
1/4" = 1'-0"



16 ELEVATION
1/4" = 1'-0"



17 ELEVATION
1/4" = 1'-0"

KEY NOTES:

- 097723 FABRIC WRAPPED PANELS
- 099123 INTERIOR PAINTING
- 097200 WALLCOVERING
- 096513.13 RESILIENT BASE
- 092116 GYP BOARD STUD WALL PARTITION
- 095113 CEILING SYSTEMS

NOTES:

- 1 DEMOLISH EXISTING FABRIC WALLCOVERING
- 2 DEMOLISH EXISTING ACOUSTICAL PANELS
- 3 DEMOLISH EXISTING RECESSED CAN LIGHTS
- 4 DEMOLISH EXISTING HVAC DEVICES
- 5 NEW METAL STUD AND DRYWALL PARTITION
- 6 CONTRACTOR SHALL COORDINATE WITH MEP DRAWINGS TO LOCATE ANY DEVICES TO BE REMOVED OR RELOCATED. DRYWALL TO BE PATCHED, REPAIRED AND PAINTED.
- 7 EXISTING SOFFIT AND GFRP TRIM TO REMAIN
- 8 NEW DOOR - REFER TO DOOR SCHEDULE
- 9 CEILING TILE AND GRID TO BE DEMOLISHED
- 10 EXISTING FLOORING SHALL REMAIN

CEILING PLANS FOR REFERENCE ONLY. REFER TO MEP/FR SHEETS DETAILS

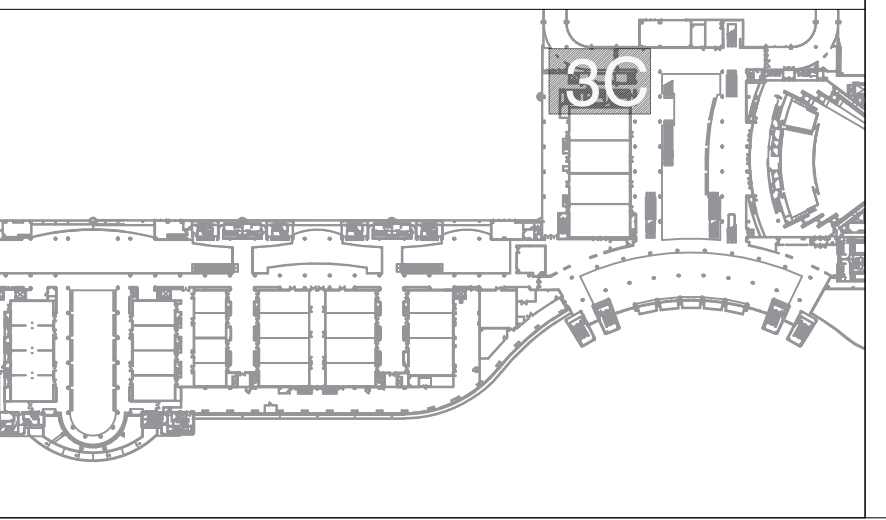
HATCH LEGEND:

- ACOUSTICAL WALL PANEL
- ACOUSTICAL WALL PANEL (CURVED)
- FABRIC WALLCOVERING
- GYP SUM BOARD CEILING
- PAINTED DRYWALL
- PAINTED PRE-CAST BASE
- VINYL BASE

SYMBOL LEGEND:

- ELEVATION MARKER
- DETAIL REFERENCE
- SECTION REFERENCE
- PARTITION TAG
- DOOR TAG
- EXISTING CEILING TILE TO BE DEMOLISHED
- FLOURESCENT RECESSED CAN LIGHT TO BE DEMOLISHED
- NEW LED RECESSED CAN LIGHT
- EXISTING CEILING-MOUNTED SPEAKER
- HVAC DEVICE TO BE DEMOLISHED
- NEW 2'X2' CEILING-MOUNTED HVAC DEVICE
- CEILING-MOUNTED ACCESS PANEL TO REMAIN
- SPRINKLER HEAD LOCATIONS TO REMAIN
- EXIT LIGHTS TO REMAIN
- EXISTING CEILING-MOUNTED FIRE STROBE TO REMAIN
- WALL-MOUNTED WIFI BOOSTER
- NEW INTERIOR PARTITION
- WALLCOVERING TO BE REMOVED
- ACOUSTICAL WALL PANELS TO BE DEMOLISHED

KEY PLAN:




TJNG PARTNERS
205 E. Central Blvd.
Suite 500
Orlando, FL 32801
Phone 407.644.2445
Fax 407.644.0445
www.tjngpartners.com
IB 0001073

PROJECT

OCCC NETWORK AND WELLNESS ROOMS
WEST BUILDING
ORANGE COUNTY CONVENTION CENTER
9800 INTERNATIONAL DRIVE
Orlando, FL, 32819

SEAL



ISSUED FOR

100% BID DOCUMENTS

PROJECT INFORMATION

PROJECT NUMBER: 76916
DATE: 03/19/2019
SCALE: VARIES
DRAWN BY: KG
CHECKED BY: JNK

DRAWING NUMBER

LEVEL 300 WEST BUILDING
WELLNESS ROOM
3C FLOOR PLAN AND
REFLECTED CEILING PLAN
14.302
This document is not an architectural or engineering study, drawing, specification, or design and is not to be used for construction of any load-bearing columns, load-bearing framing or walls of structures, or issuance of any building permit, except as otherwise provided by law.

PROJECT

OCCC NETWORK AND WELLNESS ROOMS
WEST BUILDING
ORANGE COUNTY CONVENTION CENTER
9800 INTERNATIONAL DRIVE
Orlando, FL 32819

KEY NOTES:

- 097723 FABRIC WRAPPED PANELS
- 099123 INTERIOR PAINTING
- 097200 WALLCOVERING
- 096513.13 RESILIENT BASE
- 092116 GYP BOARD STUD WALL PARTITION
- 095113 CEILING SYSTEMS

NOTES:

- 1 DEMOLISH EXISTING FABRIC WALLCOVERING
- 2 DEMOLISH EXISTING ACOUSTICAL PANELS
- 3 DEMOLISH EXISTING RECESSED CAN LIGHTS
- 4 DEMOLISH EXISTING HVAC DEVICES
- 5 NEW METAL STUD AND DRYWALL PARTITION
- 6 CONTRACTOR SHALL COORDINATE WITH MEP DRAWINGS TO LOCATE ANY DEVICES TO BE REMOVED OR RELOCATED. DRYWALL TO BE PATCHED, REPAIRED AND PAINTED.
- 7 EXISTING SOFFIT AND GFRP TRIM TO REMAIN
- 8 NEW DOOR - REFER TO DOOR SCHEDULE
- 9 CEILING TILE AND GRID TO BE DEMOLISHED
- 10 EXISTING FLOORING SHALL REMAIN

CEILING PLANS FOR REFERENCE ONLY.
REFER TO MEP/FR SHEETS DETAILS

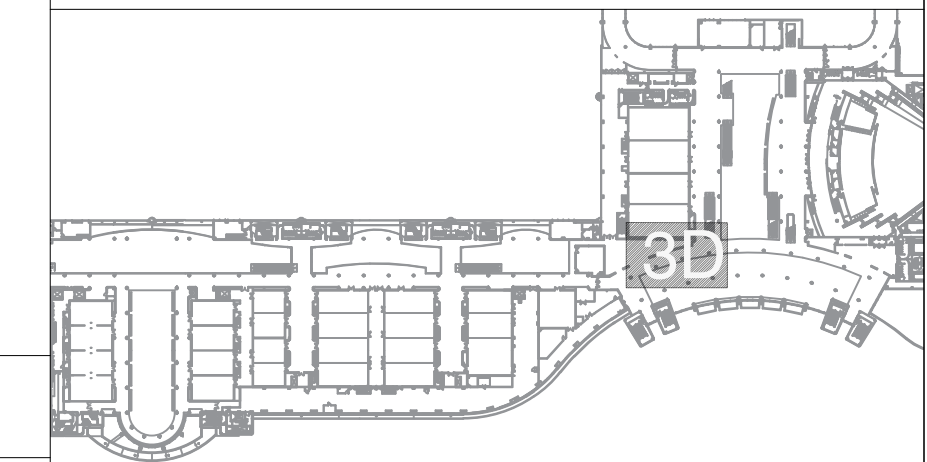
HATCH LEGEND:

- ACOUSTICAL WALL PANEL
- ACOUSTICAL WALL PANEL (CURVED)
- FABRIC WALLCOVERING
- GYPSUM BOARD CEILING
- PAINTED DRYWALL
- PAINTED PRE-CAST BASE
- VINYL BASE


SYMBOL LEGEND:

- ELEVATION MARKER
- DETAIL REFERENCE
- SECTION REFERENCE
- PARTITION TAG
- DOOR TAG
- EXISTING CEILING TILE TO BE DEMOLISHED
- FLOURESCENT RECESSED CAN LIGHT TO BE DEMOLISHED
- NEW LED RECESSED CAN LIGHT
- EXISTING CEILING-MOUNTED SPEAKER
- HVAC DEVICE TO BE DEMOLISHED
- NEW 2'x2' CEILING-MOUNTED HVAC DEVICE
- CEILING-MOUNTED ACCESS PANEL TO REMAIN
- SPRINKLER HEAD LOCATIONS TO REMIAN
- EXIT LIGHTS TO REMAIN
- EXISTING CEILING-MOUNTED FIRE STROBE TO REMAIN
- WALL-MOUNTED WIFI BOOSTER
- NEW INTERIOR PARTITION
- WALLCOVERING TO BE REMOVED
- ACOUSTICAL WALL PANELS TO BE DEMOLISHED

KEY PLAN:



SEAL



ISSUED FOR

100% BID DOCUMENTS

PROJECT INFORMATION

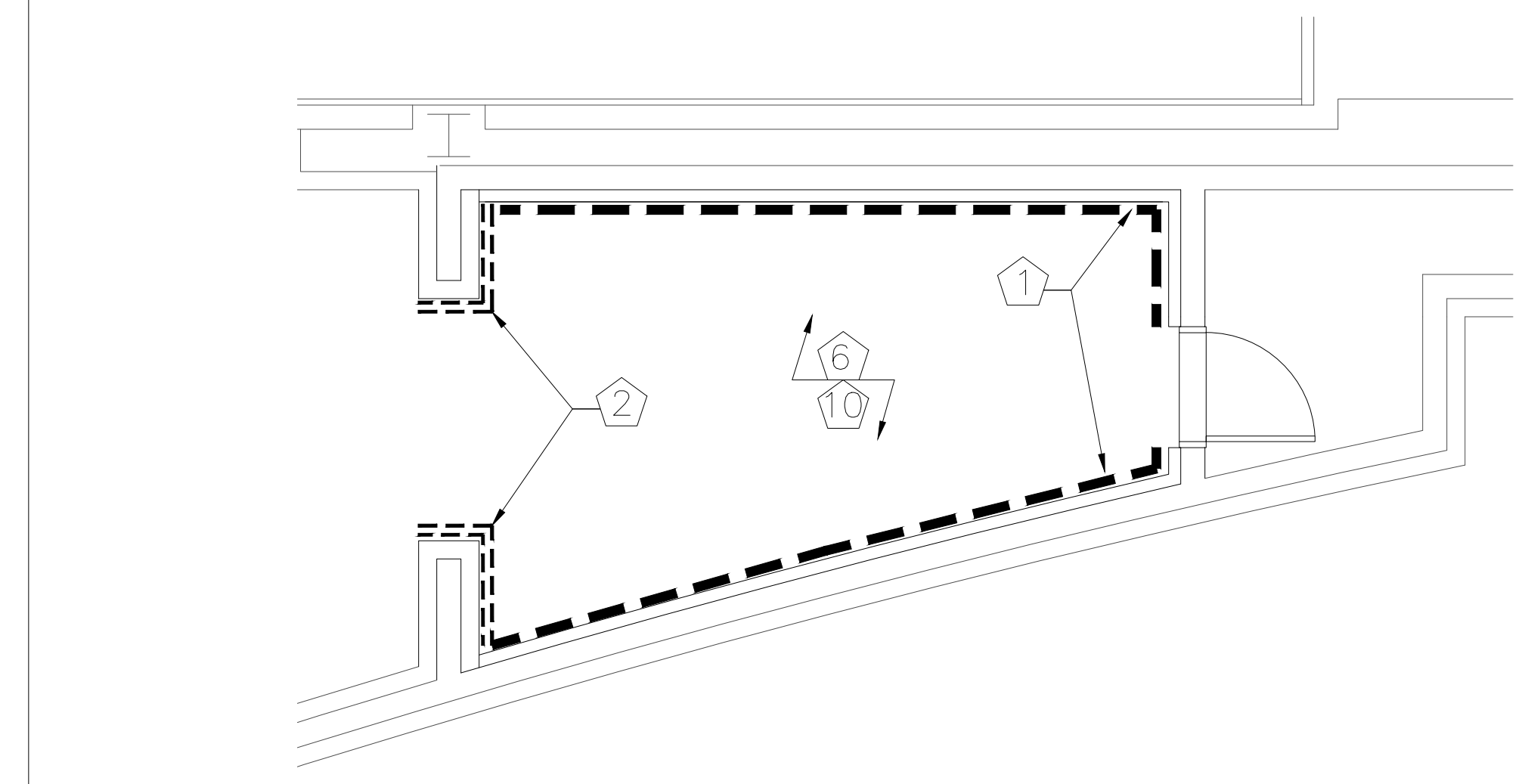
PROJECT NUMBER:
76916
DATE:
03/19/2019
SCALE:
1/4"=1'-0"
DRAWN BY:
KG
CHECKED BY:
JNK

DRAWING NUMBER

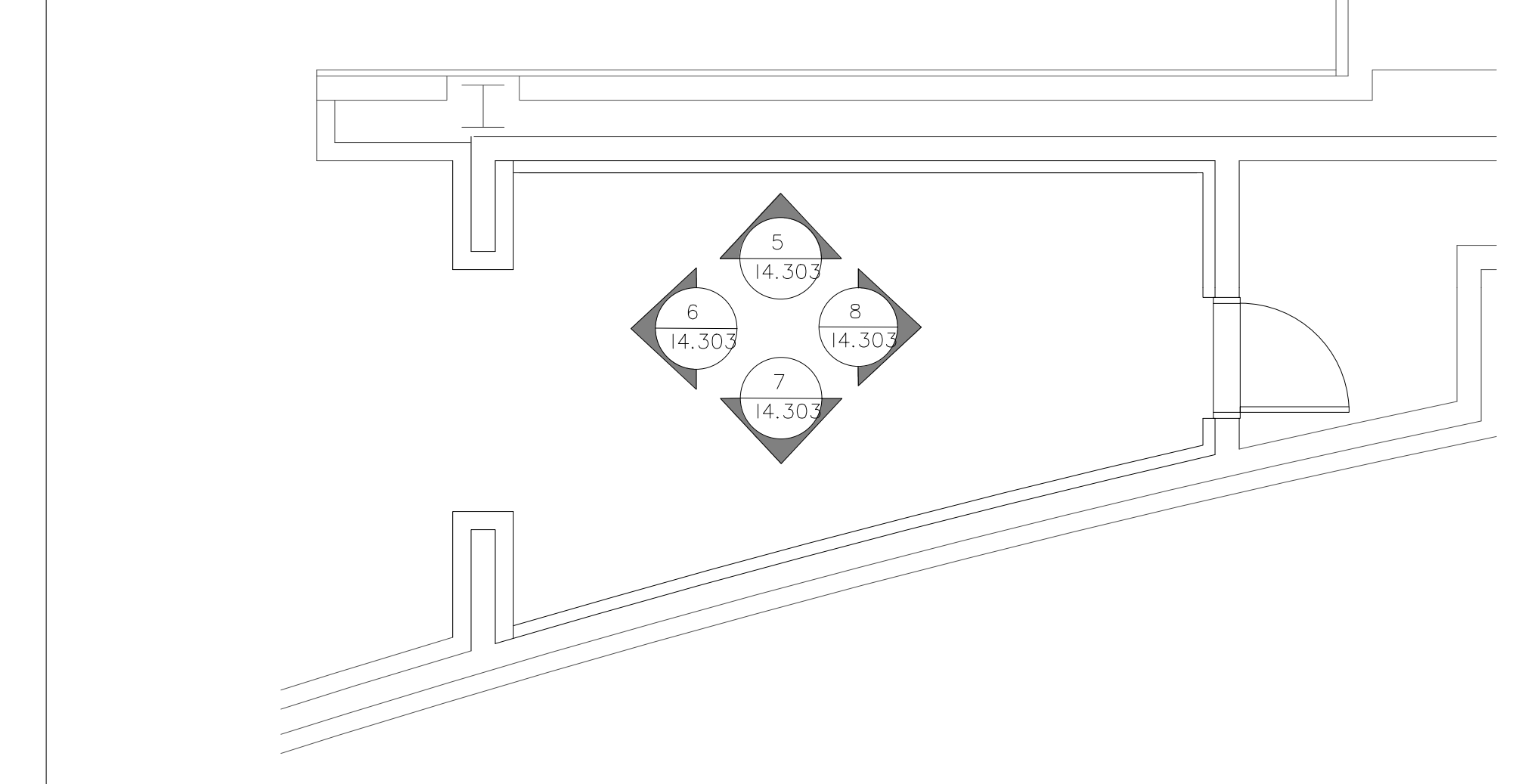
LEVEL 300 WEST BUILDING
NETWORK ROOM 3D FLOOR PLAN,
REFLECTED CEILING PLAN
AND ELEVATIONS

14.303

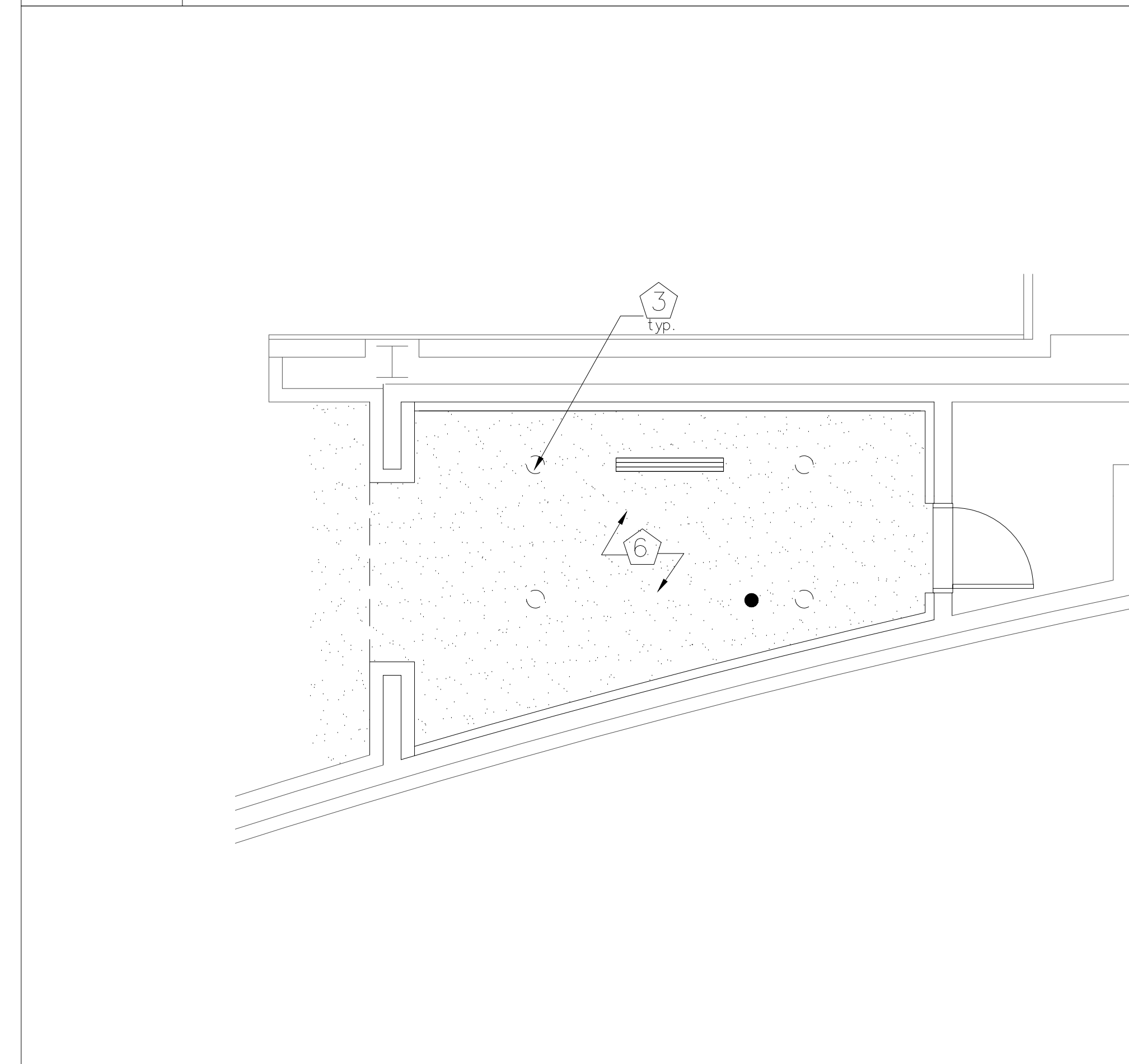
This document is not an architectural or engineering study, drawing, specification, or design and is not to be used for construction of any load-bearing columns, load-bearing framing or walls of structures, or issuance of any building permit, except as otherwise provided by law.



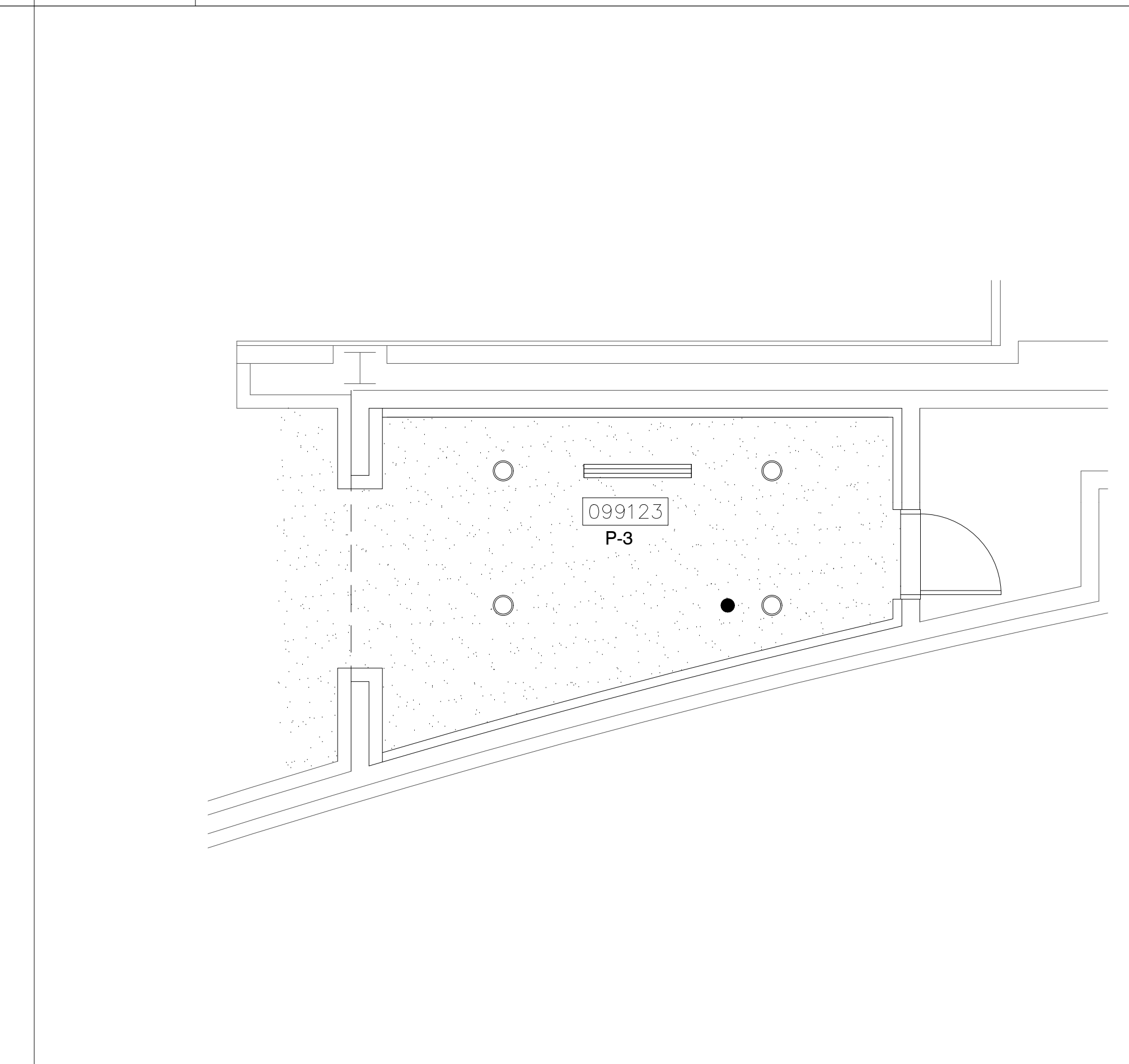
1 NETWORK ROOM 3D FLOOR PLAN - DEMO
1/4" = 1'-0"



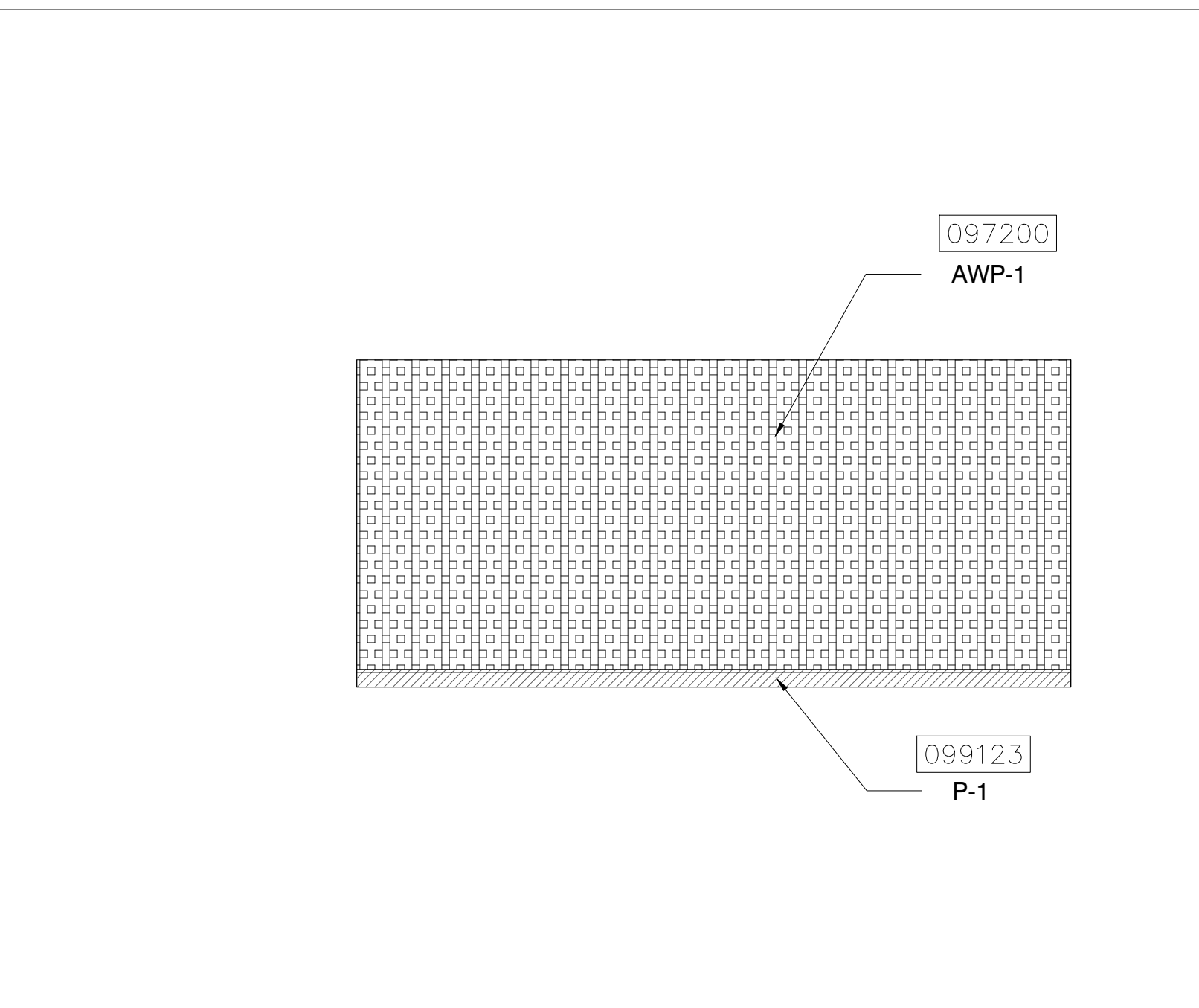
2 NETWORK ROOM 3D FLOOR PLAN - PROPOSED
1/4" = 1'-0"



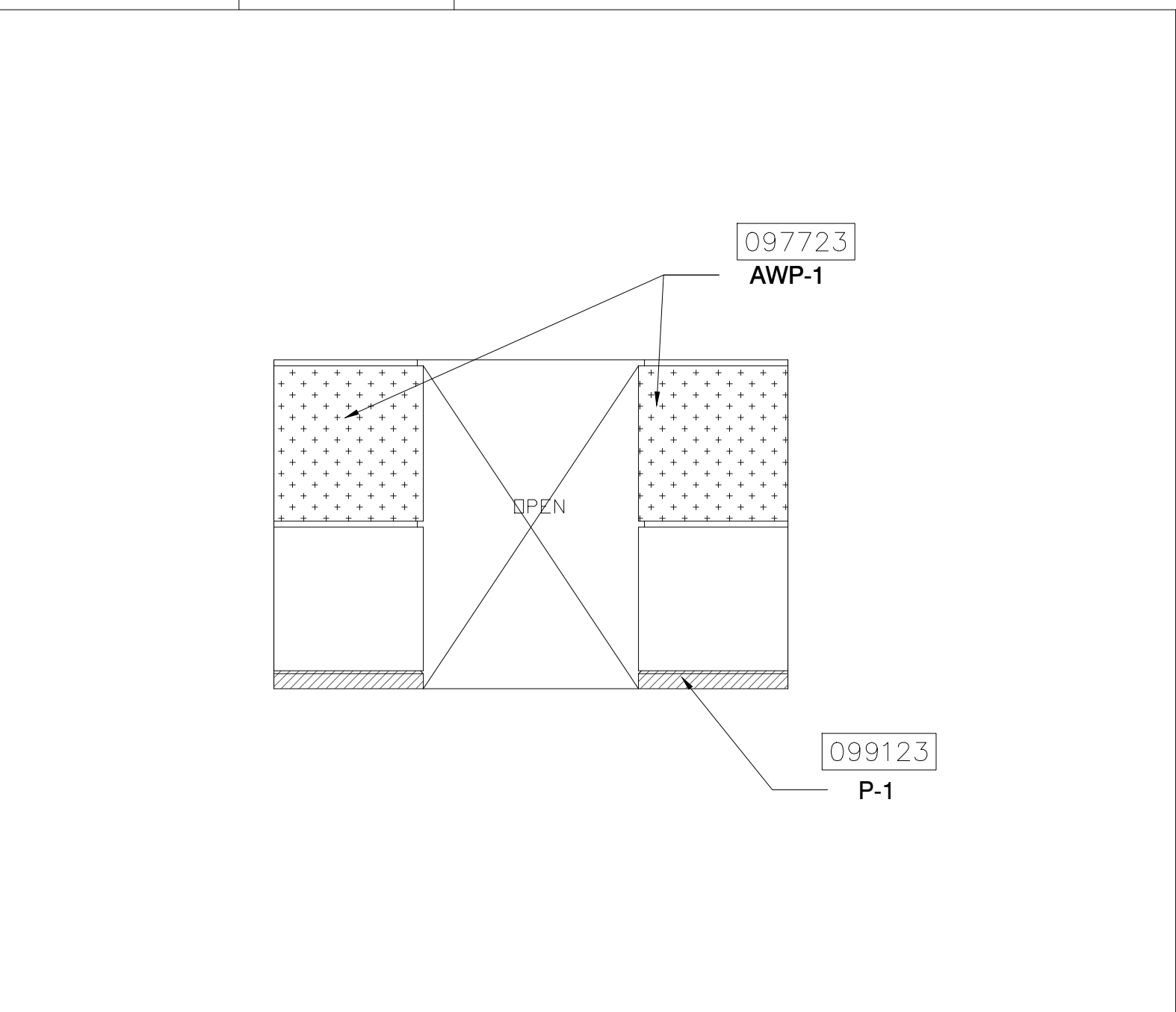
3 NETWORK ROOM 3D REFLECTED CEILING PLAN - DEMO
1/4" = 1'-0"



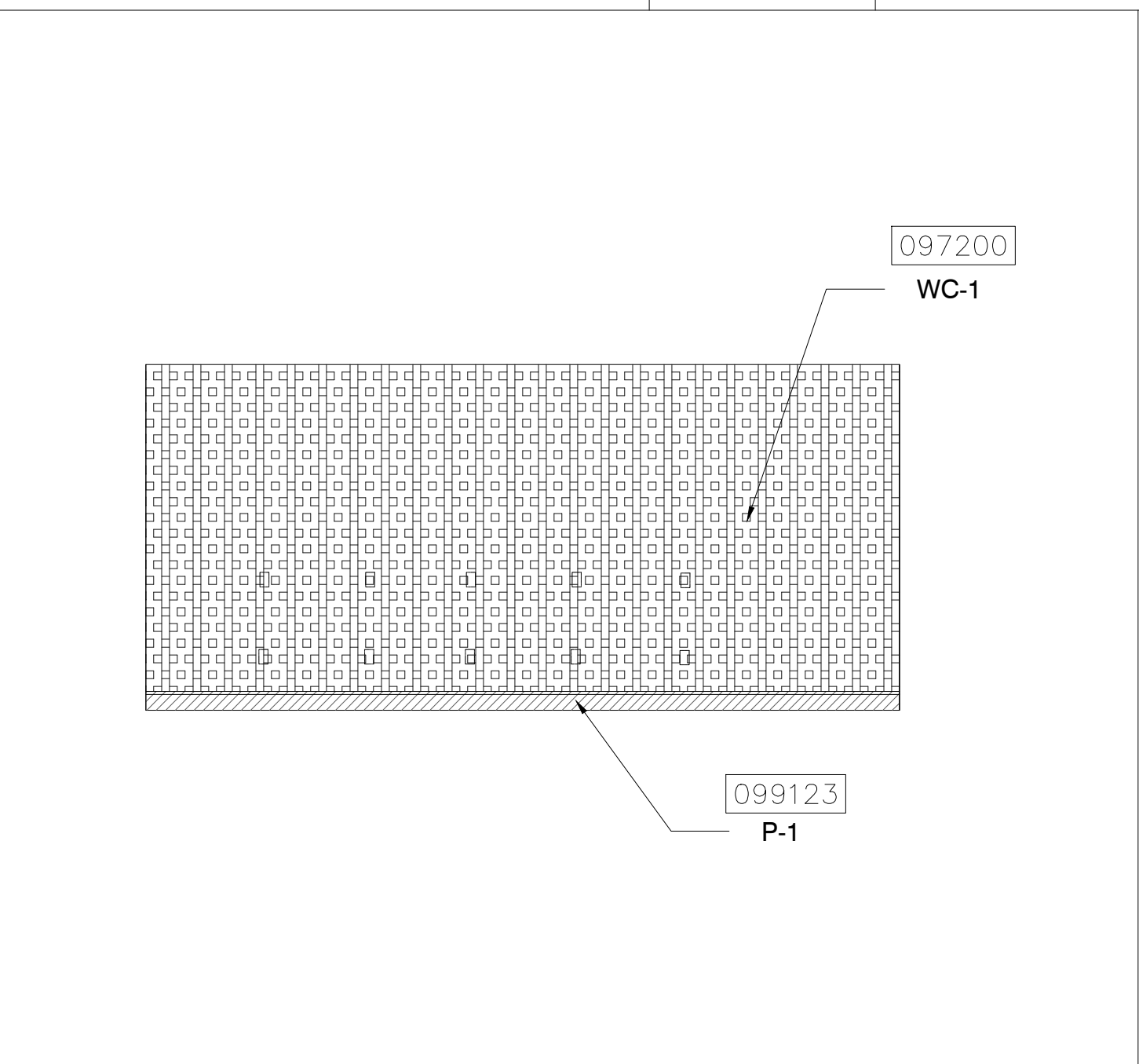
4 NETWORK ROOM 3D REFLECTED CEILING PLAN - PROPOSED
1/4" = 1'-0"



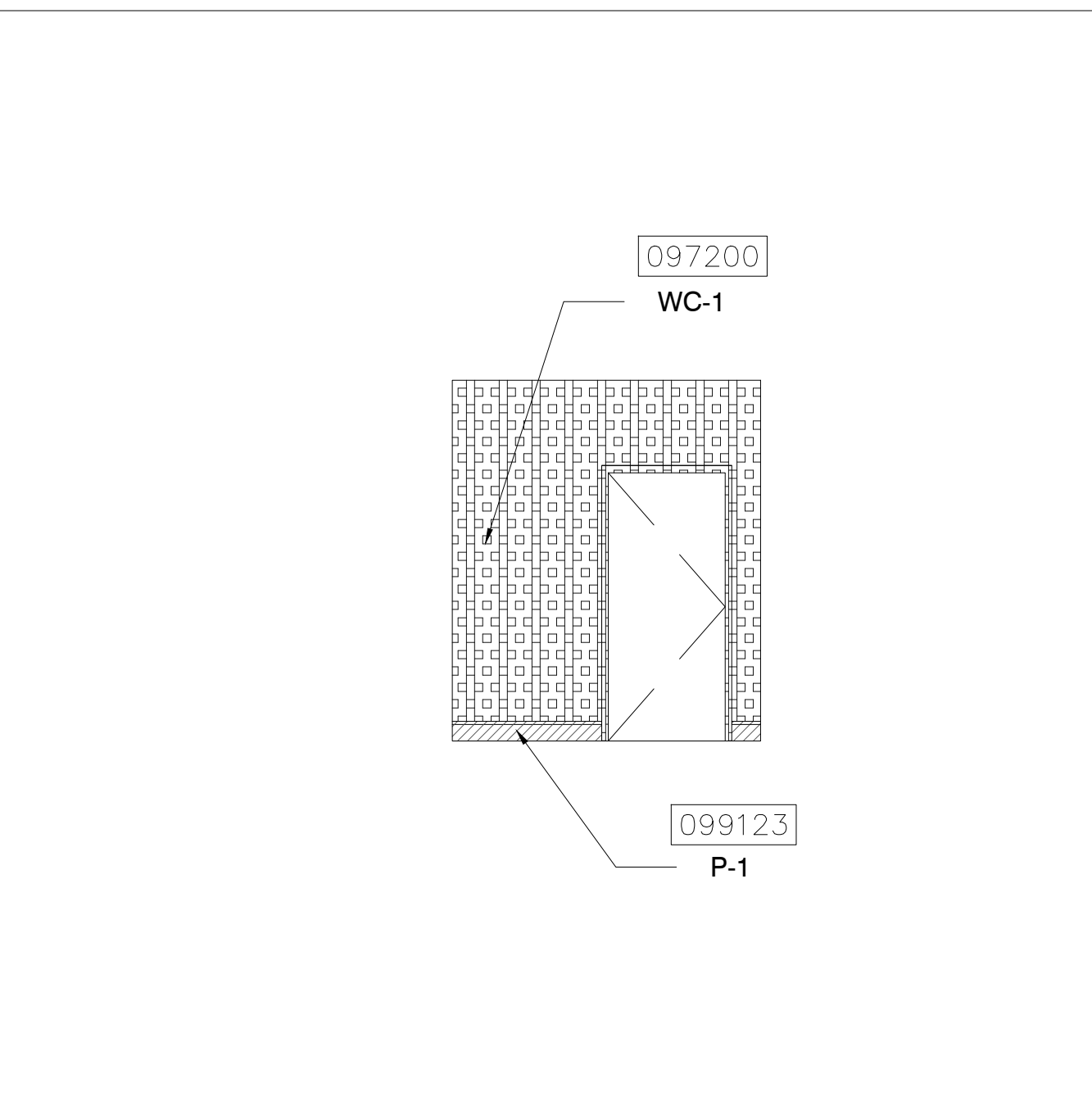
5 ELEVATION
1/4" = 1'-0"



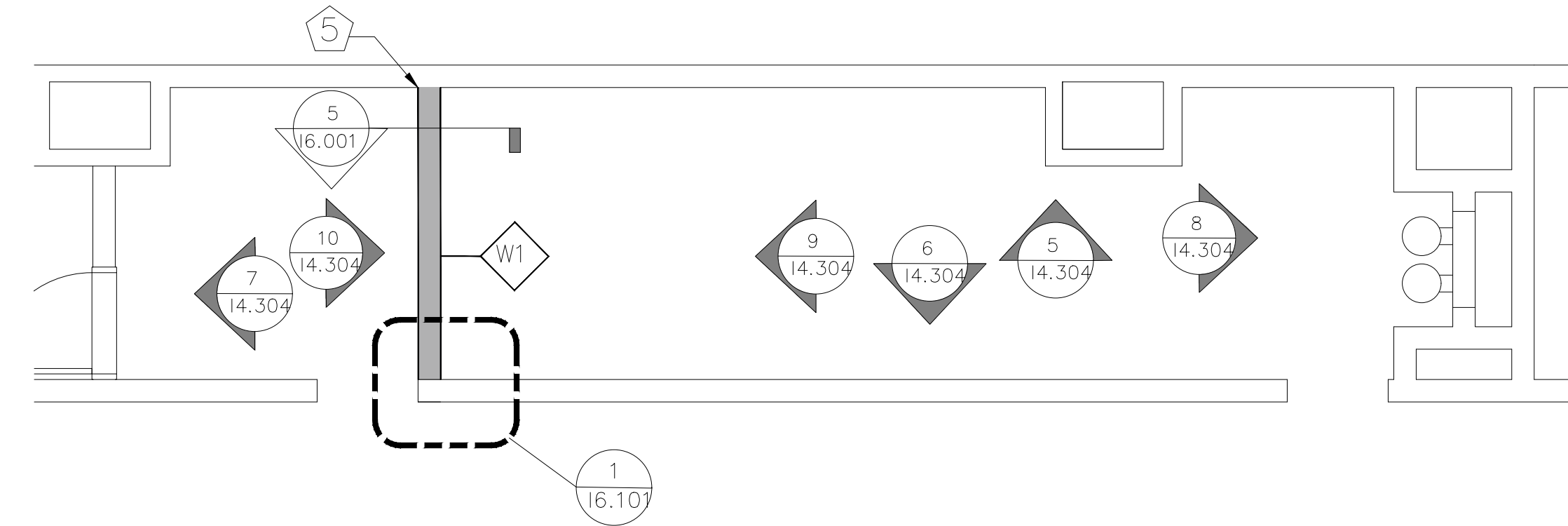
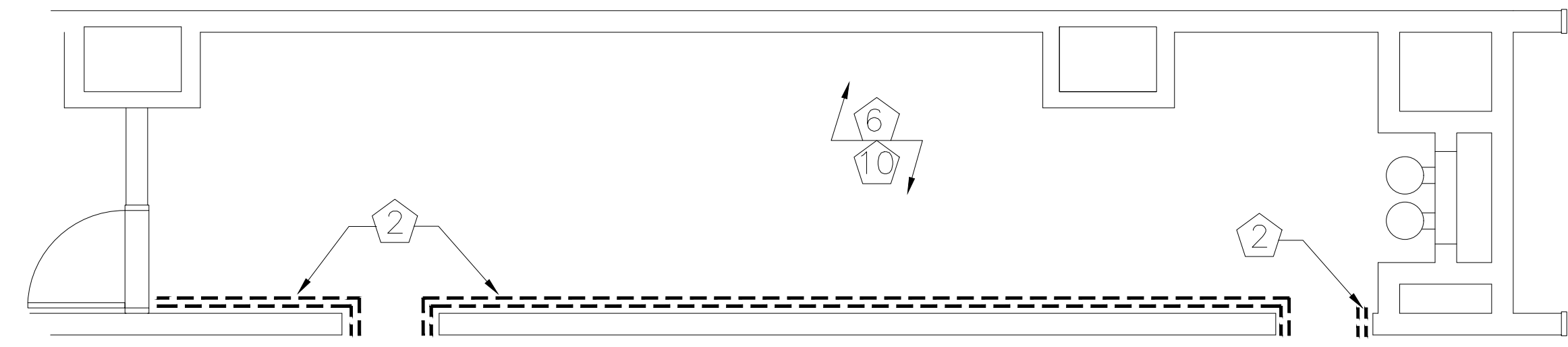
6 ELEVATION
1/4" = 1'-0"



7 ELEVATION
1/4" = 1'-0"

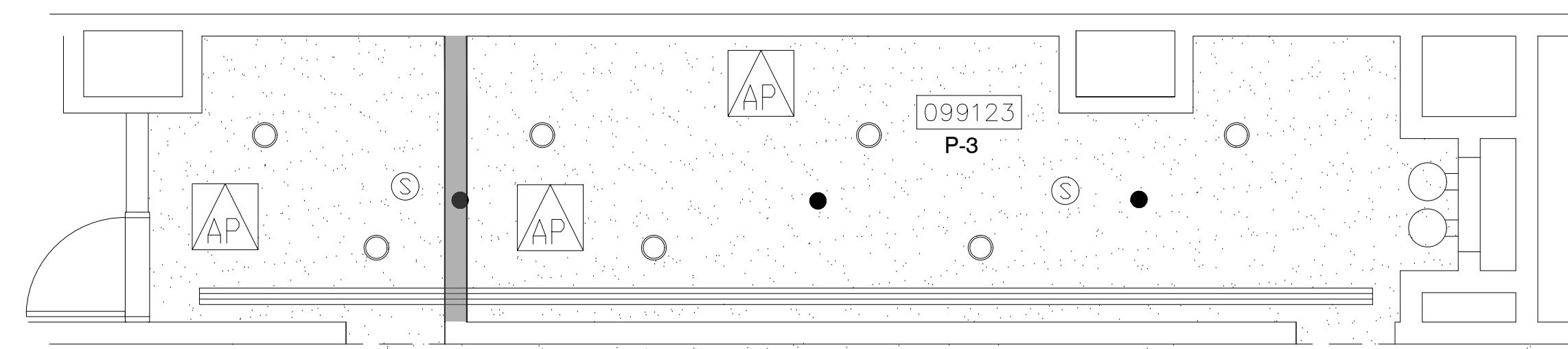
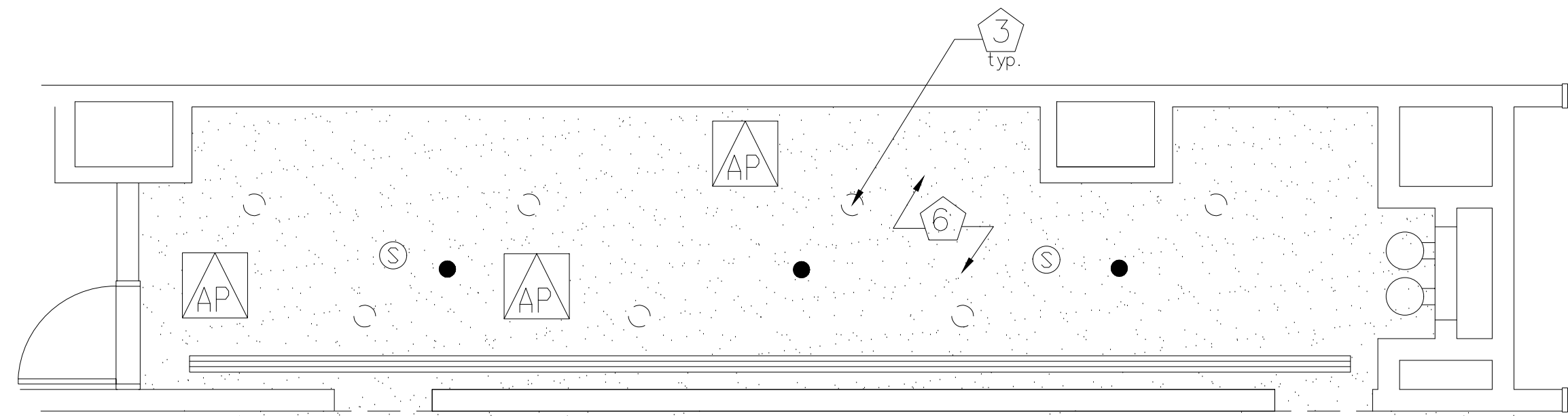


8 ELEVATION
1/4" = 1'-0"



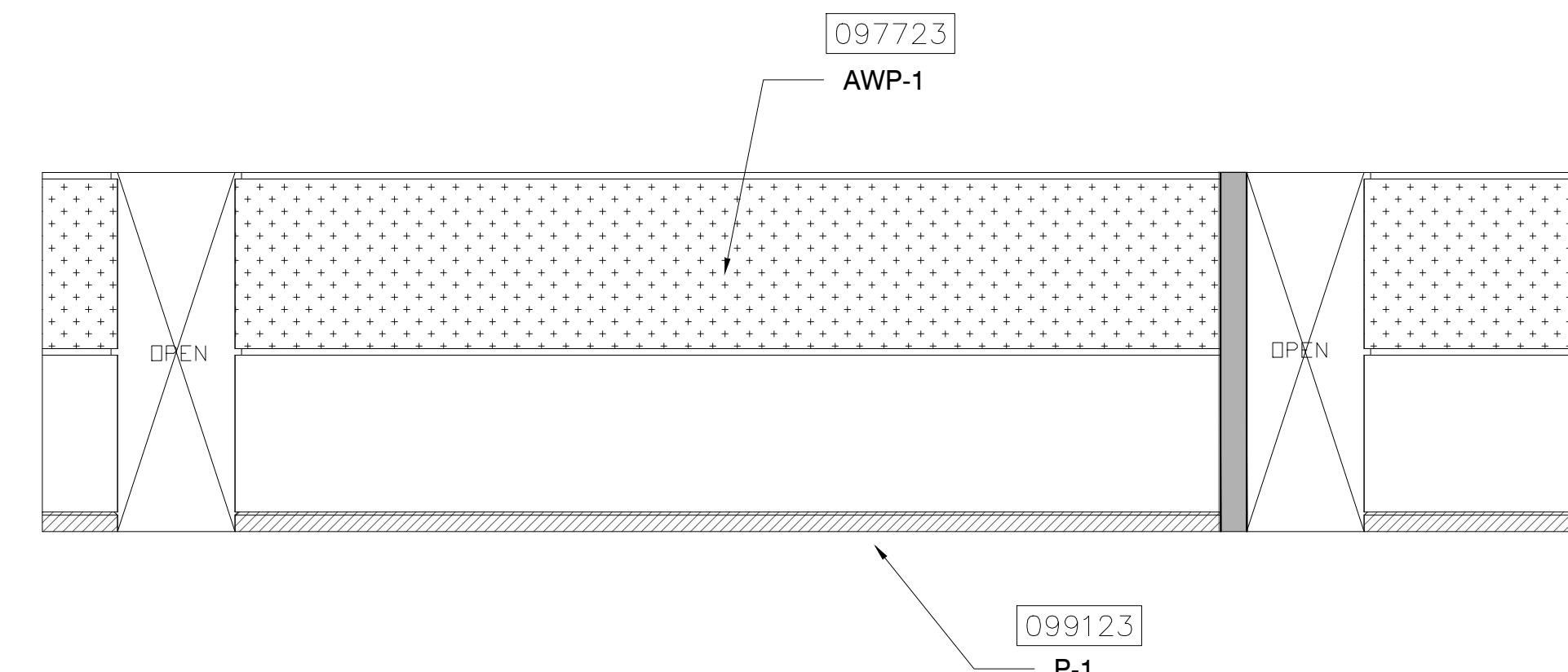
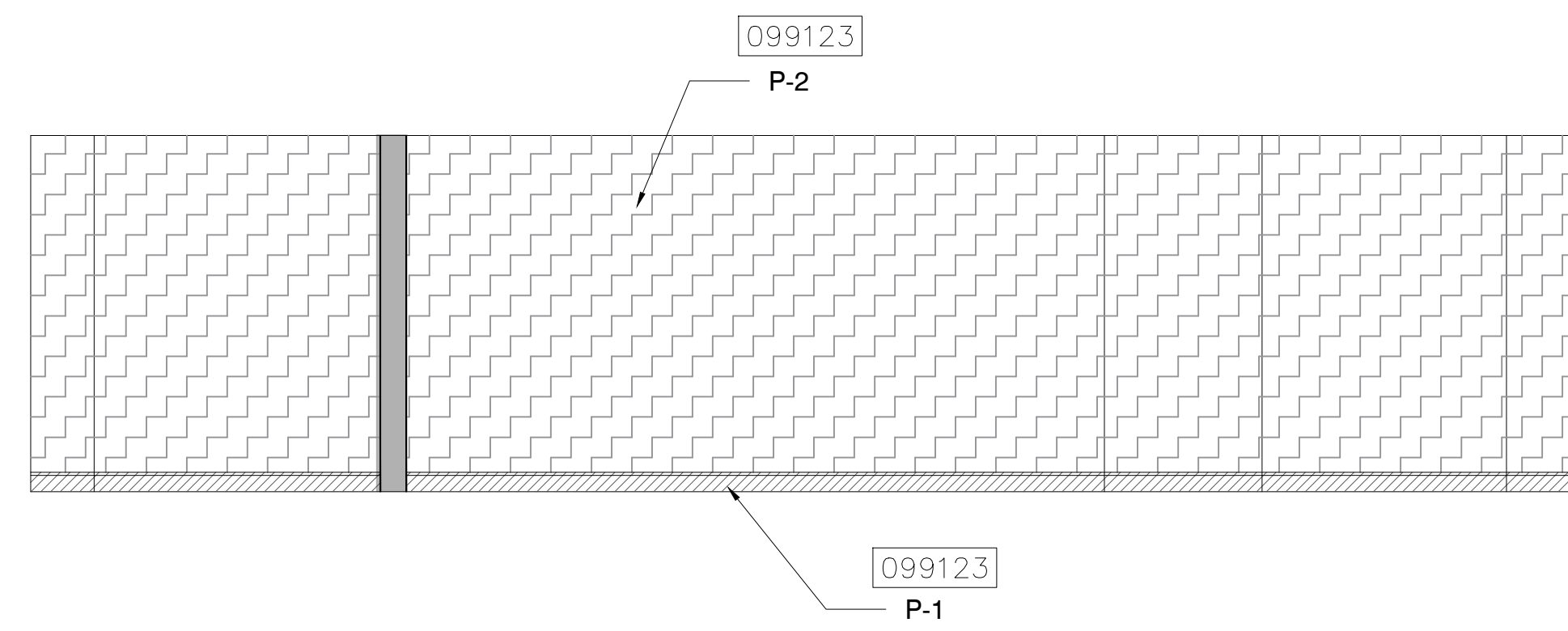
1 LEVEL 300 WEST BUILDING - NETWORK ROOM 3E FLOOR PLAN - DEMO

2 LEVEL 300 WEST BUILDING - NETWORK ROOM 3E FLOOR PLAN - PROPOSED



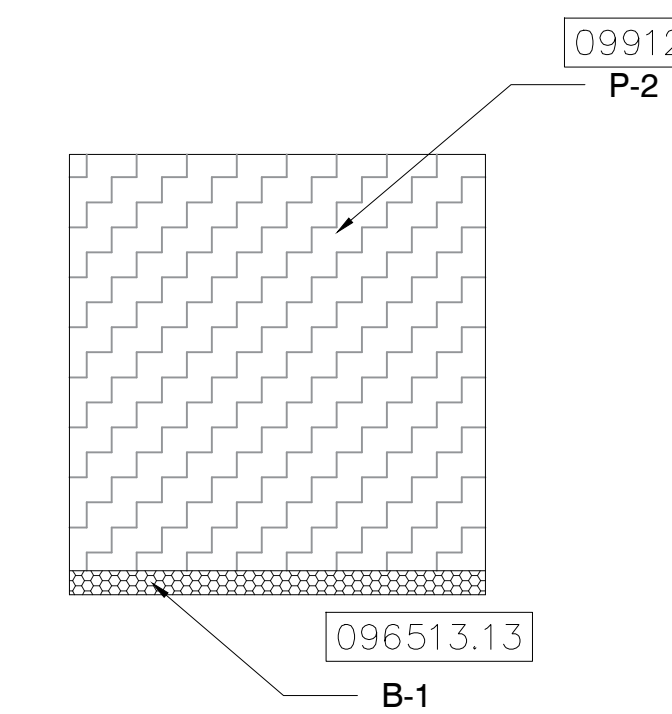
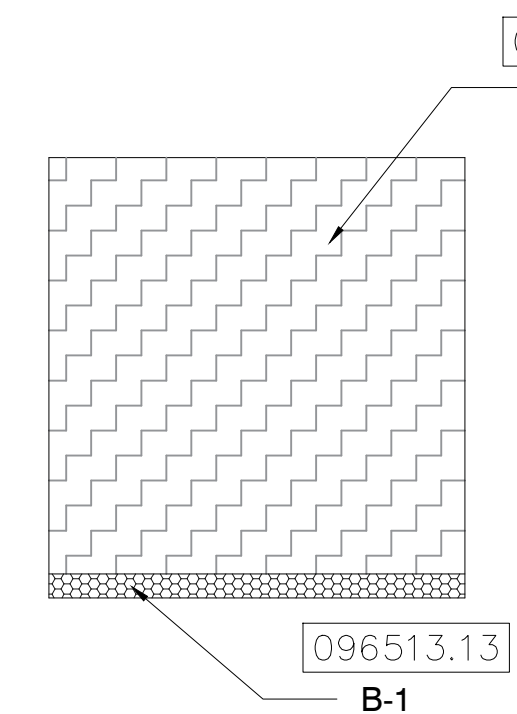
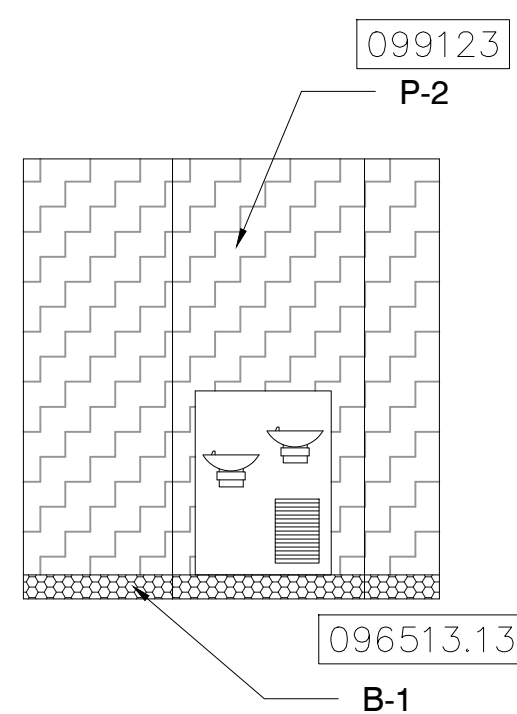
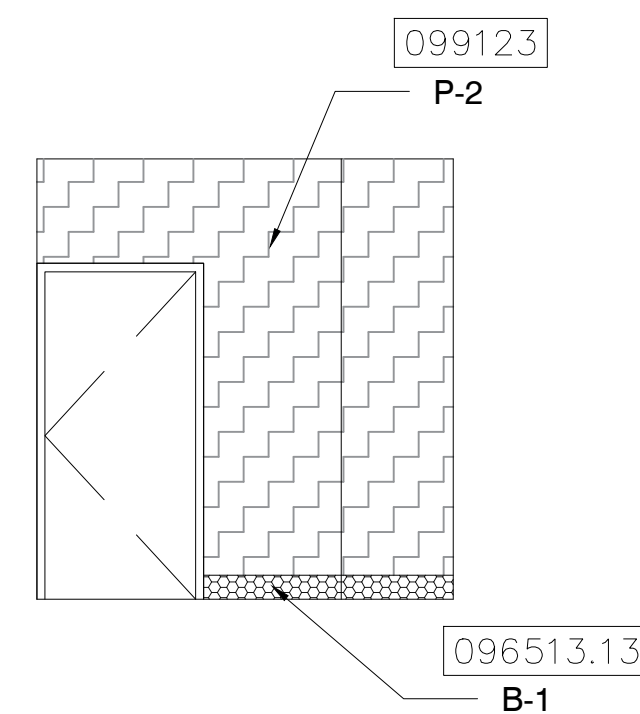
3 LEVEL 300 WEST BUILDING - NETWORK ROOM 3E REFLECTED CEILING PLAN - DEMO

4 LEVEL 300 WEST BUILDING - NETWORK ROOM 3E REFLECTED CEILING PLAN - PROPOSED



5 ELEVATION

6 ELEVATION



7 ELEVATION

8 ELEVATION

9 ELEVATION

10 ELEVATION

KEY NOTES:

- 097723 FABRIC WRAPPED PANELS
- 099123 INTERIOR PAINTING
- 097200 WALLCOVERING
- 096513.13 RESILIENT BASE
- 092116 GYP BOARD STUD WALL PARTITION
- 095113 CEILING SYSTEMS

NOTES:

- 1 DEMOLISH EXISTING FABRIC WALLCOVERING
- 2 DEMOLISH EXISTING ACOUSTICAL PANELS
- 3 DEMOLISH EXISTING RECESSED CAN LIGHTS
- 4 DEMOLISH EXISTING HVAC DEVICES
- 5 NEW METAL STUD AND DRYWALL PARTITION
- 6 CONTRACTOR SHALL COORDINATE WITH MEP DRAWINGS TO LOCATE ANY DEVICES TO BE REMOVED OR RELOCATED. DRYWALL TO BE PATCHED, REPAIRED AND PAINTED.
- 7 EXISTING SOFFIT AND GFRP TRIM TO REMAIN
- 8 NEW DOOR - REFER TO DOOR SCHEDULE
- 9 CEILING TILE AND GRID TO BE DEMOLISHED
- 10 EXISTING FLOORING SHALL REMAIN

CEILING PLANS FOR REFERENCE ONLY.
REFER TO MEP/FR SHEETS DETAILS

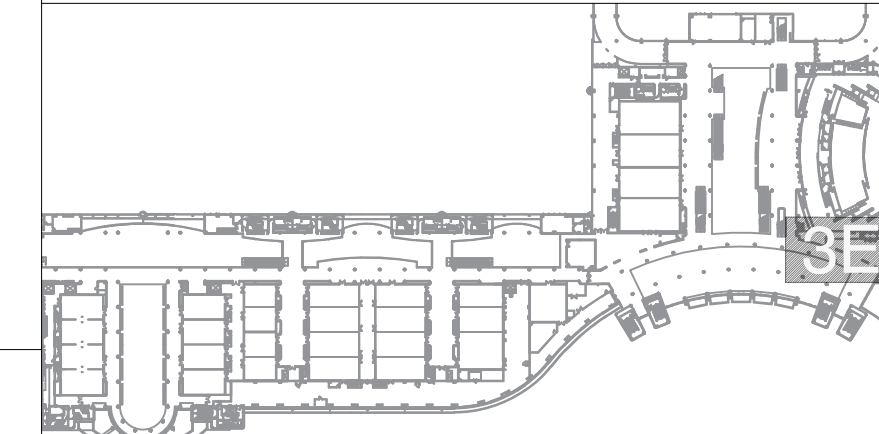
HATCH LEGEND:

- ACOUSTICAL WALL PANEL
- ACOUSTICAL WALL PANEL (CURVED)
- FABRIC WALLCOVERING
- GYPSUM BOARD CEILING
- PAINTED DRYWALL
- PAINTED PRE-CAST BASE
- VINYL BASE

SYMBOL LEGEND:

- ELEVATION MARKER
- DETAIL REFERENCE
- SECTION REFERENCE
- PARTITION TAG
- DOOR TAG
- EXISTING CEILING TILE TO BE DEMOLISHED
- FLOURESCENT RECESSED CAN LIGHT TO BE DEMOLISHED
- NEW LED RECESSED CAN LIGHT
- EXISTING CEILING-MOUNTED SPEAKER
- HVAC DEVICE TO BE DEMOLISHED
- NEW 2'X2' CEILING-MOUNTED HVAC DEVICE
- CEILING-MOUNTED ACCESS PANEL TO REMAIN
- SPRINKLER HEAD LOCATIONS TO REMAIN
- EXIT LIGHTS TO REMAIN
- EXISTING CEILING-MOUNTED FIRE STROBE TO REMAIN
- WALL-MOUNTED WIFI BOOSTER
- NEW INTERIOR PARTITION
- WALLCOVERING TO BE REMOVED
- ACOUSTICAL WALL PANELS TO BE DEMOLISHED

KEY PLAN:




205 E. Central Blvd.
Suite 500
Orlando, FL 32801
Phone 407.644.2445
Fax 407.644.0445
www.tjngpartners.com

18 0001073

PROJECT

OCCC NETWORK AND WELLNESS ROOMS
WEST BUILDING
ORANGE COUNTY CONVENTION CENTER
9800 INTERNATIONAL DRIVE
Orlando, FL 32819

SEAL



ISSUED FOR

100% BID DOCUMENTS

PROJECT INFORMATION

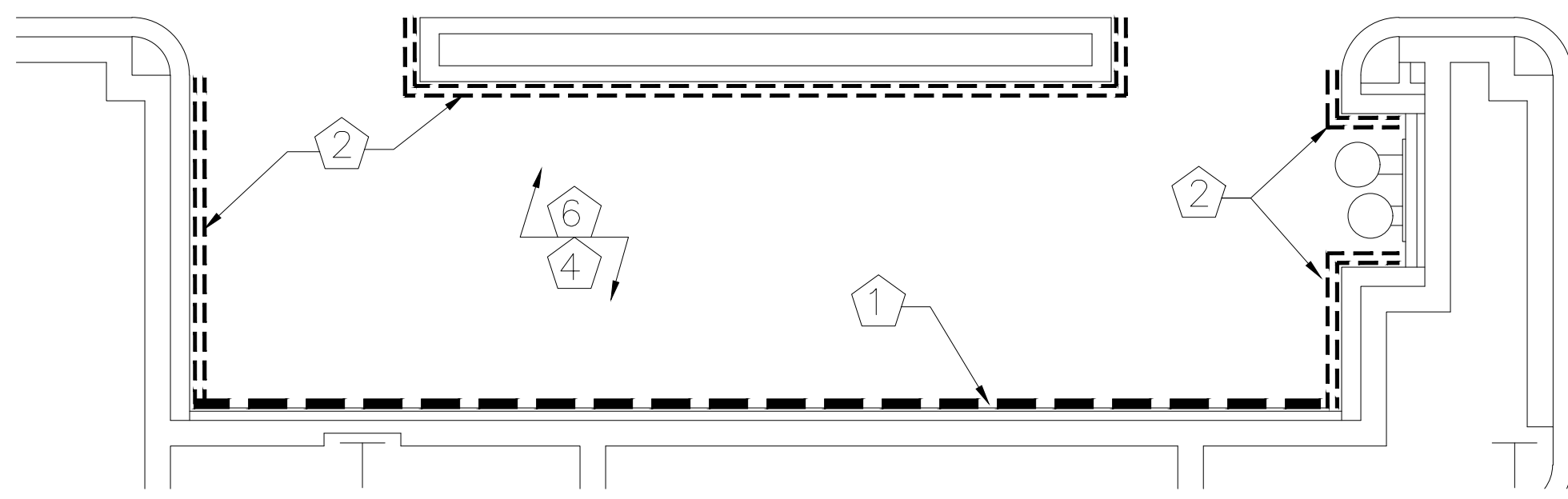
PROJECT NUMBER:
76916
DATE:
03/19/2019
SCALE:
1/4"=1'-0"
DRAWN BY:
KG
CHECKED BY:
JNK

DRAWING NUMBER

LEVEL 300 WEST BUILDING
NETWORK ROOM 3E FLOOR PLAN,
REFLECTED CEILING PLAN AND
ELEVATIONS

14.304

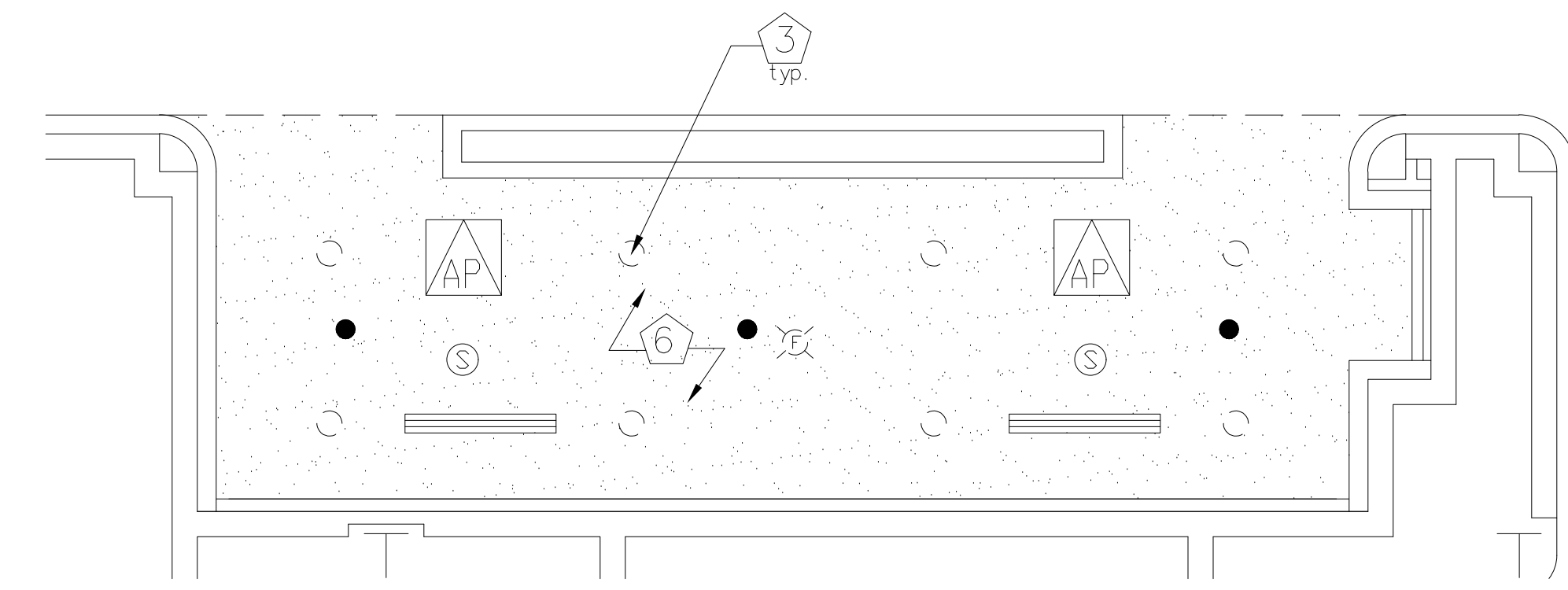
This document is not an architectural or engineering study, drawing, specification, or design and is not to be used for construction of any load-bearing columns, load-bearing framing or walls of structures, or issuance of any building permit, except as otherwise provided by law.



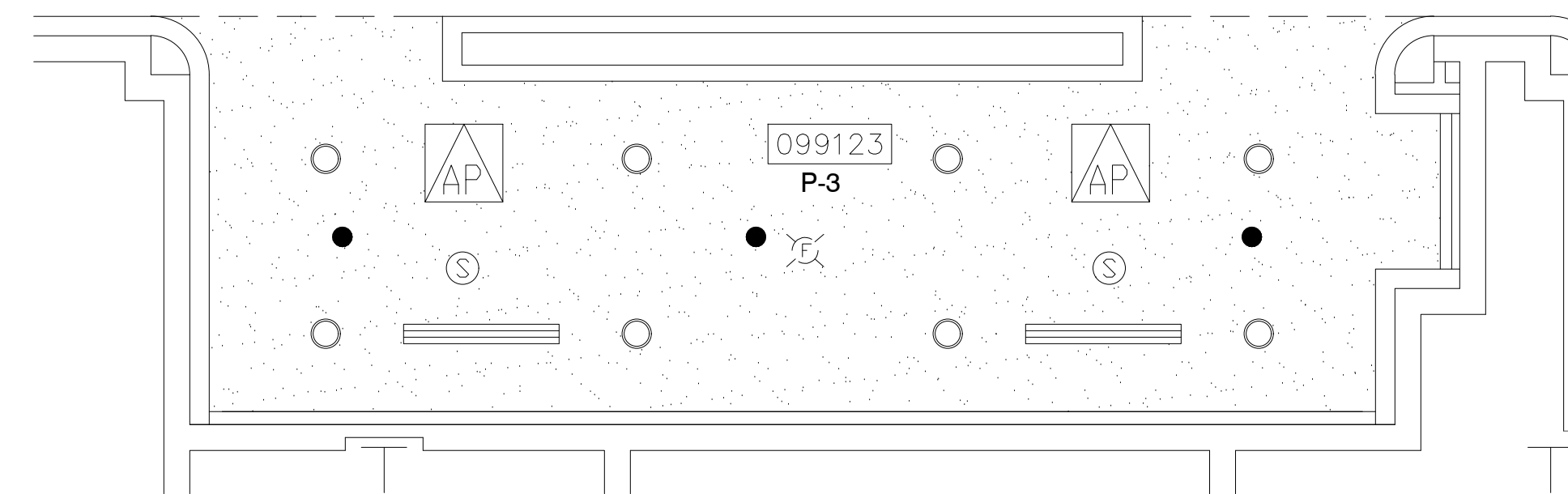
1 NETWORK ROOM 4A FLOOR PLAN - DEMO
1/4" = 1'-0"



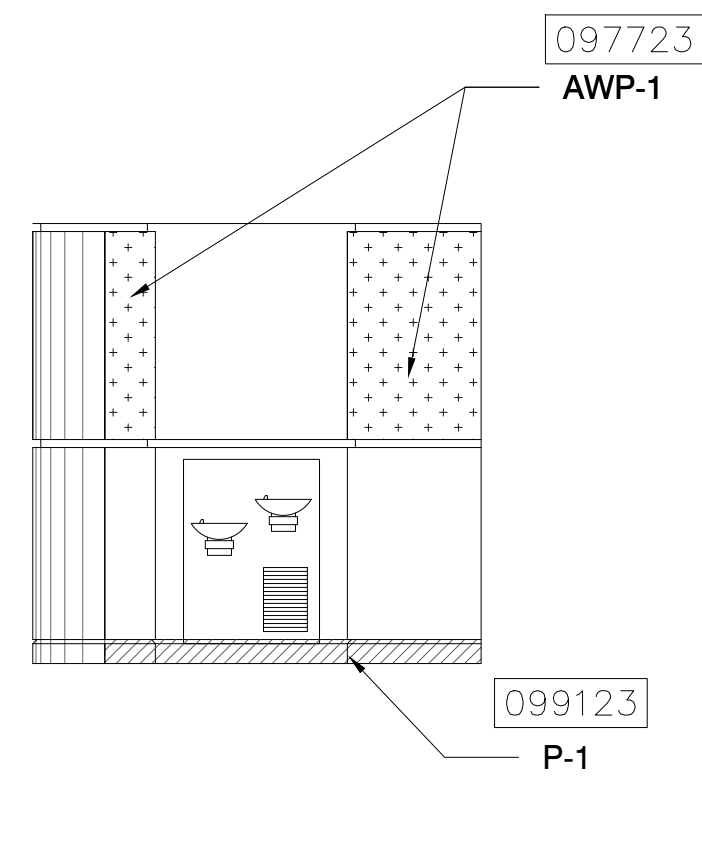
2 NETWORK ROOM 4A FLOOR PLAN - PROPOSED
1/4" = 1'-0"



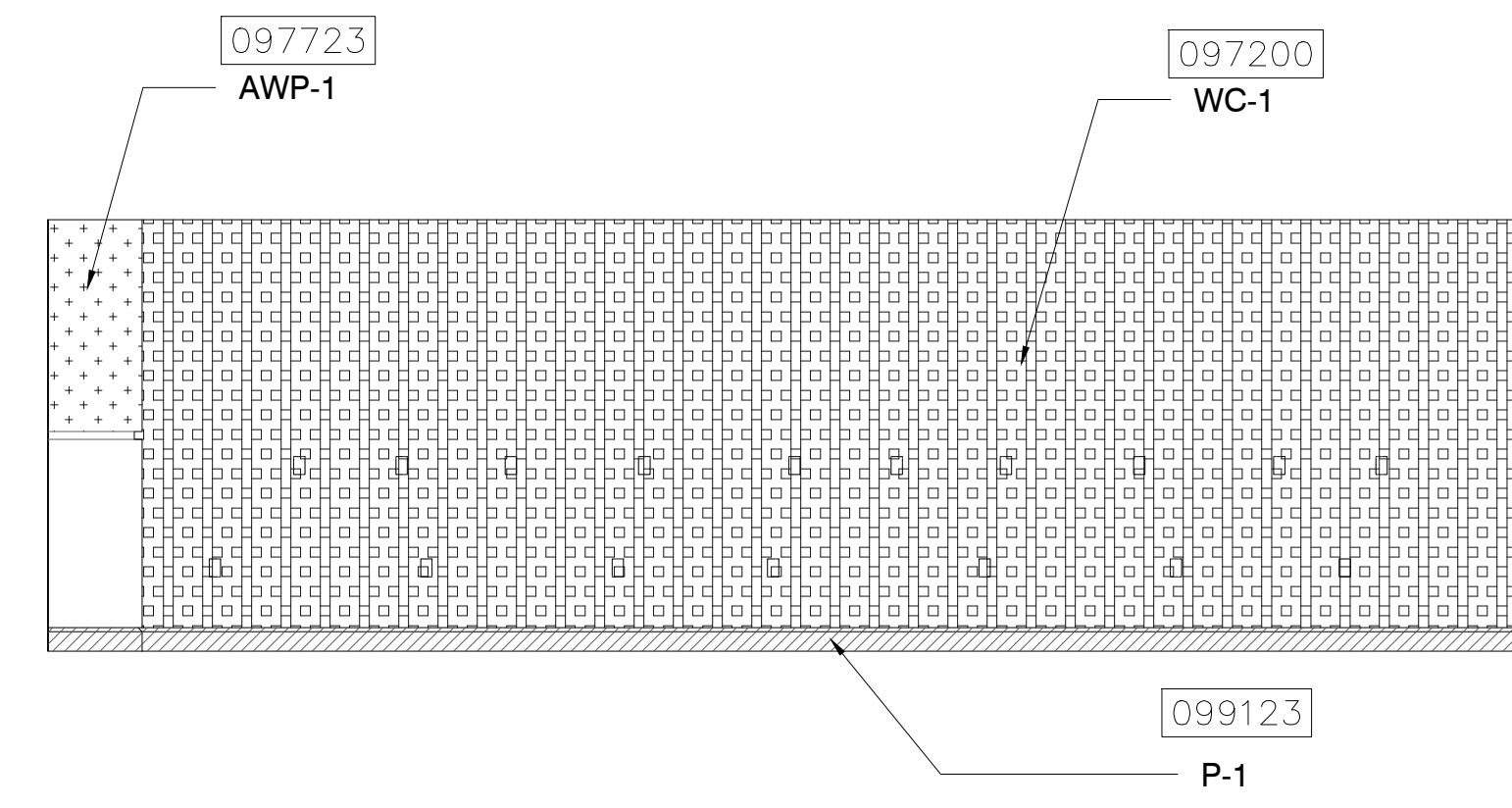
3 NETWORK ROOM 4A REFLECTED CEILING PLAN - DEMO
1/4" = 1'-0"



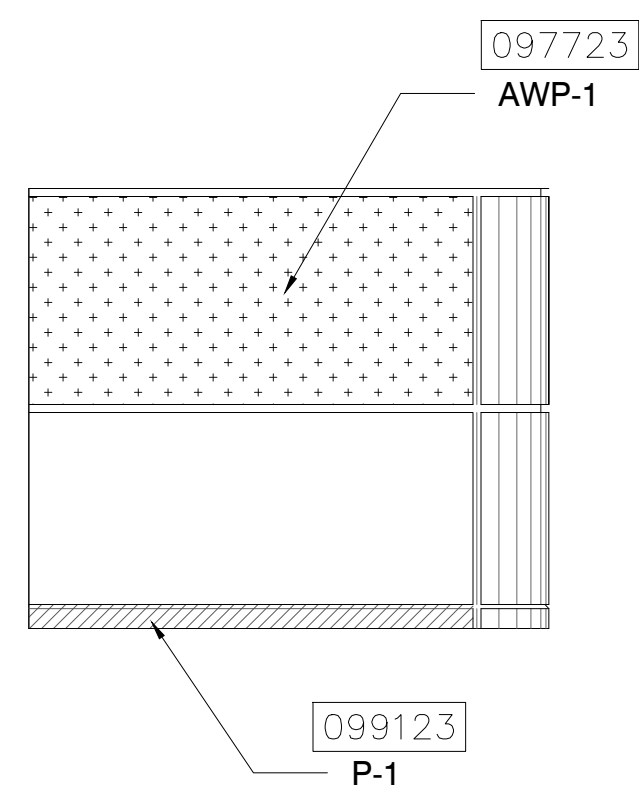
4 NETWORK ROOM 4A REFLECTED CEILING PLAN - PROPOSED
1/4" = 1'-0"



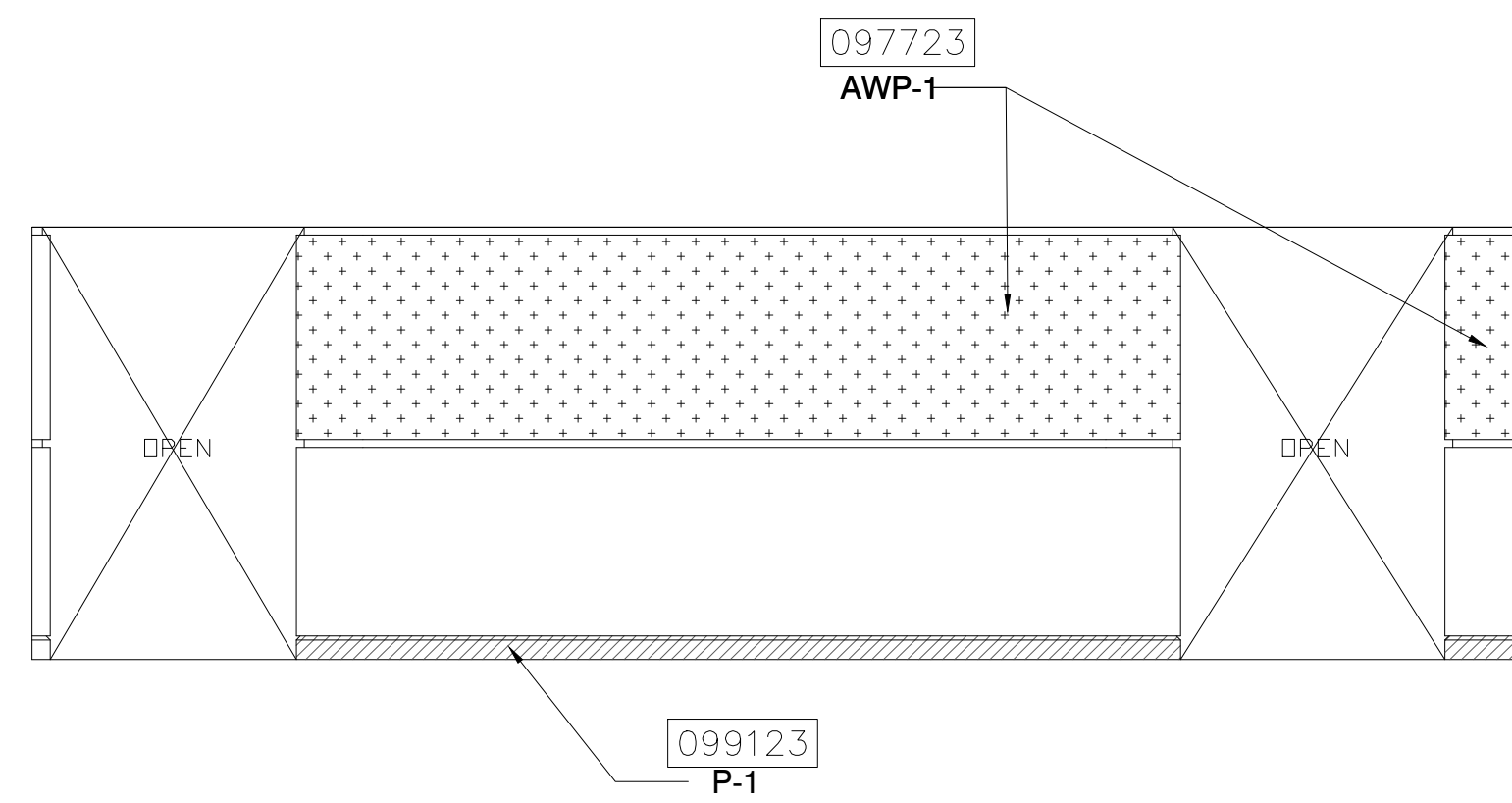
5 ELEVATION
1/4" = 1'-0"



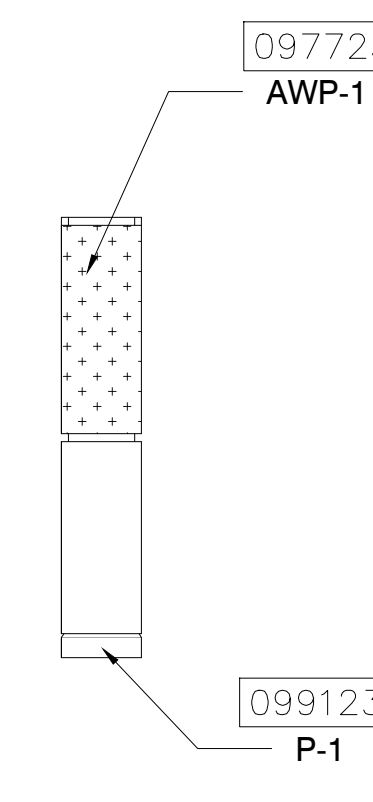
6 ELEVATION
1/4" = 1'-0"



7 ELEVATION
1/4" = 1'-0"



8 ELEVATION
1/4" = 1'-0"



9 ELEVATION
1/4" = 1'-0"

KEY NOTES:

- 097723 FABRIC WRAPPED PANELS
- 099123 INTERIOR PAINTING
- 097200 WALLCOVERING
- 096513.1.3 RESILIENT BASE
- 092116 GYP BOARD STUD WALL PARTITION
- 095113 CEILING SYSTEMS

NOTES:

- 1 DEMOLISH EXISTING FABRIC WALLCOVERING
- 2 DEMOLISH EXISTING ACOUSTICAL PANELS
- 3 DEMOLISH EXISTING RECESSED CAN LIGHTS
- 4 EXISTING FLOORING SHALL REMAIN
- 5 NEW METAL STUD AND DRYWALL PARTITION
- 6 CONTRACTOR SHALL COORDINATE WITH MEP DRAWINGS TO LOCATE ANY DEVICES TO BE REMOVED OR RELOCATED. DRYWALL TO BE PATCHED, REPAIRED AND PAINTED..
- 7 NEW DOOR - REFER TO DOOR SCHEDULE.

CEILING PLANS FOR REFERENCE ONLY.
REFER TO MEP/FR SHEETS DETAILS

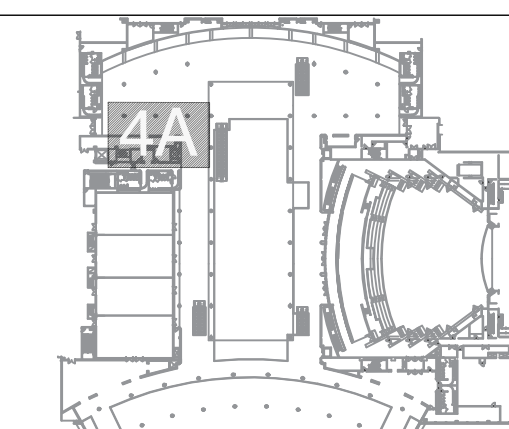
HATCH LEGEND:

- ACOUSTICAL WALL PANEL
- ACOUSTICAL WALL PANEL (CURVED)
- FABRIC WALLCOVERING
- GYPSUM BOARD CEILING
- PAINTED DRYWALL
- PAINTED PRE-CAST BASE
- VINYL BASE

SYMBOL LEGEND:

- ELEVATION MARKER
- DETAIL REFERENCE
- SECTION REFERENCE
- PARTITION TAG
- DOOR TAG
- EXISTING CEILING TILE TO BE DEMOLISHED
- FLOURESCENT RECESSED CAN LIGHT TO BE DEMOLISHED
- NEW LED RECESSED CAN LIGHT
- EXISTING CEILING-MOUNTED SPEAKER
- HVAC DEVICE TO BE DEMOLISHED
- NEW 2'X2' CEILING-MOUNTED HVAC DEVICE
- CEILING-MOUNTED ACCESS PANEL TO REMAIN
- SPRINKLER HEAD LOCATIONS TO REMAIN
- EXIT LIGHTS TO REMAIN
- EXISTING CEILING-MOUNTED FIRE STROBE TO REMAIN
- WALL-MOUNTED WIFI BOOSTER
- NEW INTERIOR PARTITION
- WALLCOVERING TO BE REMOVED
- ACOUSTICAL WALL PANELS TO BE DEMOLISHED

KEY PLAN:




205 E. Central Blvd.
Suite 500
Orlando, FL 32801
Phone 407.644.2445
Fax 407.644.0445
www.tjngpartners.com

IB 0001073

PROJECT

OCCC NETWORK AND WELLNESS ROOMS
WEST BUILDING
ORANGE COUNTY CONVENTION CENTER
9800 INTERNATIONAL DRIVE
Orlando, FL 32819

SEAL



ISSUED FOR

100% BID DOCUMENTS

PROJECT INFORMATION

PROJECT NUMBER:
76916
DATE:
03/19/2019
SCALE:
1/4"=1'-0"
DRAWN BY:
KG
CHECKED BY:
JNK

DRAWING NUMBER

LEVEL 400 WEST BUILDING
NETWORK ROOM 4A
FLOOR PLAN, REFLECTED
CEILING PLAN AND ELEVATIONS
14.400

This document is not an architectural or engineering study, drawing, specification, or design and is not to be used for construction of any load-bearing columns, load-bearing framing or walls of structures, or issuance of any building permit, except as otherwise provided by law.

PROJECT

OCCC NETWORK AND WELLNESS ROOMS
WEST BUILDING
ORANGE COUNTY CONVENTION CENTER
9800 INTERNATIONAL DRIVE
Orlando, FL 32819

KEY NOTES:

- 097723 FABRIC WRAPPED PANELS
- 099123 INTERIOR PAINTING
- 097200 WALLCOVERING
- 096513.13 RESILIENT BASE
- 092116 GYP BOARD STUD WALL PARTITION
- 095113 CEILING SYSTEMS

NOTES:

- 1 DEMOLISH EXISTING FABRIC WALLCOVERING
- 2 DEMOLISH EXISTING ACOUSTICAL PANELS
- 3 DEMOLISH EXISTING RECESSED CAN LIGHTS
- 4 EXISTING FLOORING SHALL REMAIN
- 5 NEW METAL STUD AND DRYWALL PARTITION
- 6 CONTRACTOR SHALL COORDINATE WITH MEP DRAWINGS TO LOCATE ANY DEVICES TO BE REMOVED OR RELOCATED. DRYWALL TO BE PATCHED, REPAIRED AND PAINTED..
- 7 NEW DOOR - REFER TO DOOR SCHEDULE.

CEILING PLANS FOR REFERENCE ONLY.
REFER TO MEP/FR SHEETS DETAILS

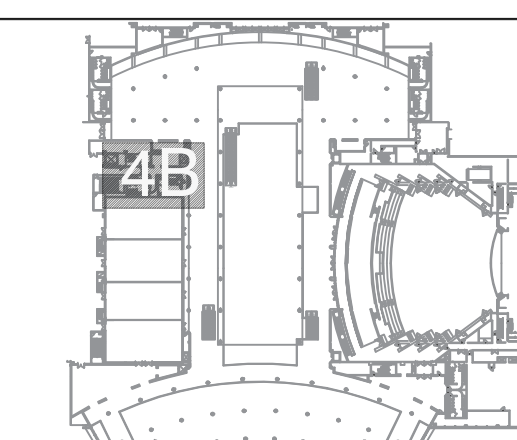
HATCH LEGEND:

- ACOUSTICAL WALL PANEL
- ACOUSTICAL WALL PANEL (CURVED)
- FABRIC WALLCOVERING
- GYPSUM BOARD CEILING
- PAINTED DRYWALL
- PAINTED PRE-CAST BASE
- VINYL BASE

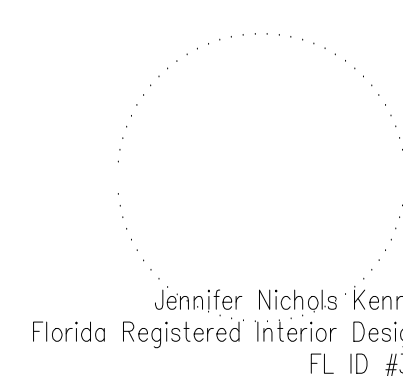
SYMBOL LEGEND:

- ELEVATION MARKER
- DETAIL REFERENCE
- SECTION REFERENCE
- PARTITION TAG
- DOOR TAG
- EXISTING CEILING TILE TO BE DEMOLISHED
- FLOURESCENT RECESSED CAN LIGHT TO BE DEMOLISHED
- NEW LED RECESSED CAN LIGHT
- EXISTING CEILING-MOUNTED SPEAKER
- HVAC DEVICE TO BE DEMOLISHED
- NEW 2'X2' CEILING-MOUNTED HVAC DEVICE
- CEILING-MOUNTED ACCESS PANEL TO REMAIN
- SPRINKLER HEAD LOCATIONS TO REMAIN
- EXIT LIGHTS TO REMAIN
- EXISTING CEILING-MOUNTED FIRE STROBE TO REMAIN
- WALL-MOUNTED WIFI BOOSTER
- NEW INTERIOR PARTITION
- WALLCOVERING TO BE REMOVED
- ACOUSTICAL WALL PANELS TO BE DEMOLISHED

KEY PLAN:



SEAL



ISSUED FOR

100% BID DOCUMENTS

PROJECT INFORMATION

PROJECT NUMBER:

76916

DATE:

03/19/2019

SCALE:

1/4"=1'-0"

DRAWN BY:

KG

CHECKED BY:

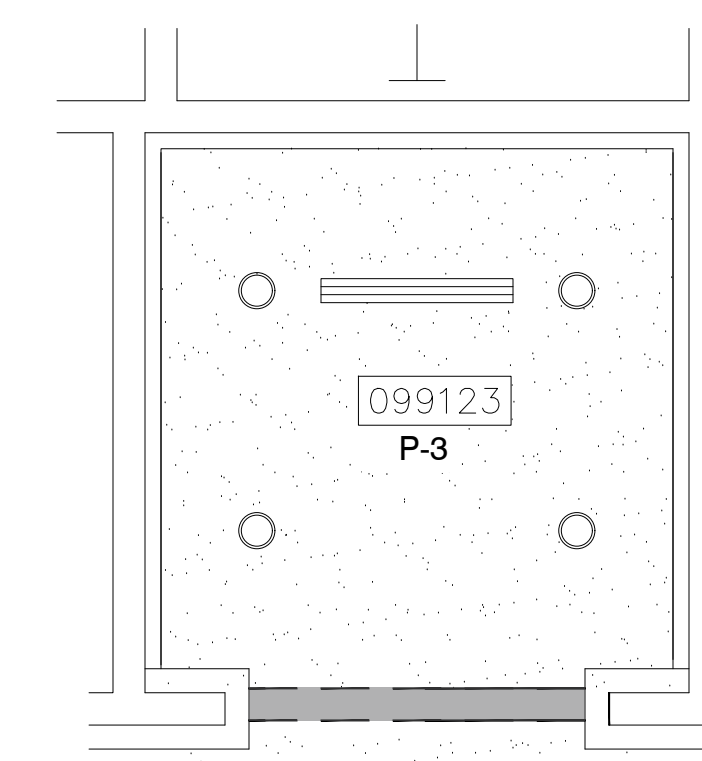
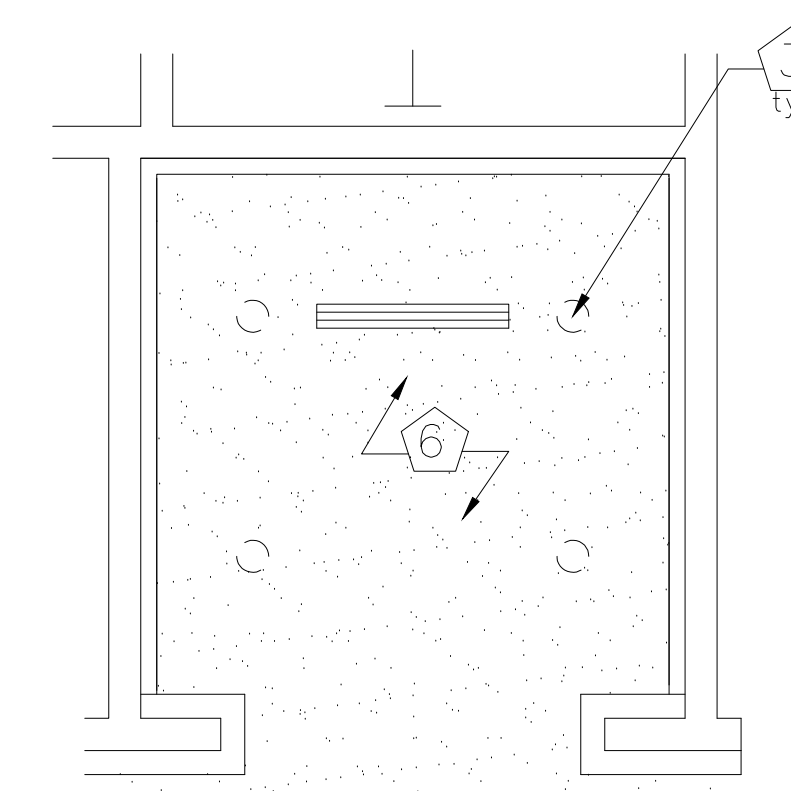
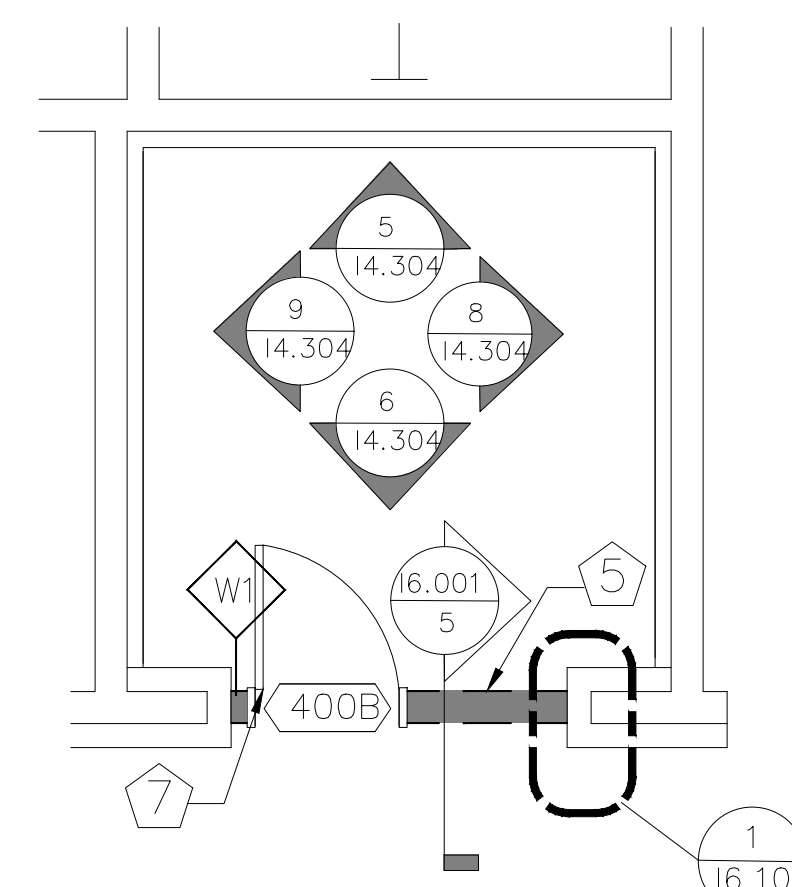
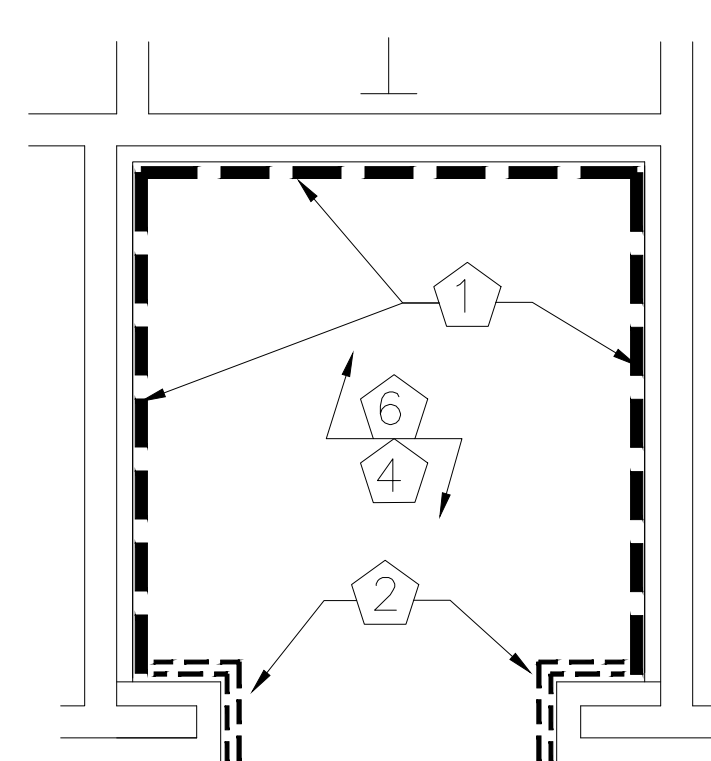
JNK

DRAWING NUMBER

LEVEL 400 WEST BUILDING
WELLNESS ROOM 4B FLOOR PLAN,
REFLECTED CEILING PLAN AND
ELEVATIONS

14.401

This document is not an architectural or engineering study, drawing, specification, or design and is not to be used for construction of any load-bearing columns, load-bearing framing or walls of structures, or issuance of any building permit, except as otherwise provided by law.



1 WELLNESS ROOM 4B FLOOR PLAN - DEMO

1/4" = 1'-0"

2 WELLNESS ROOM 4B FLOOR PLAN - PROPOSED

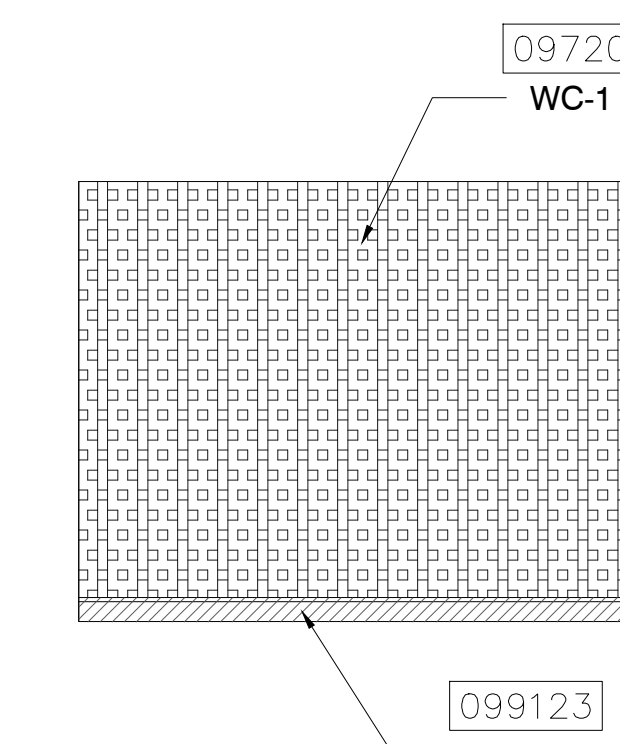
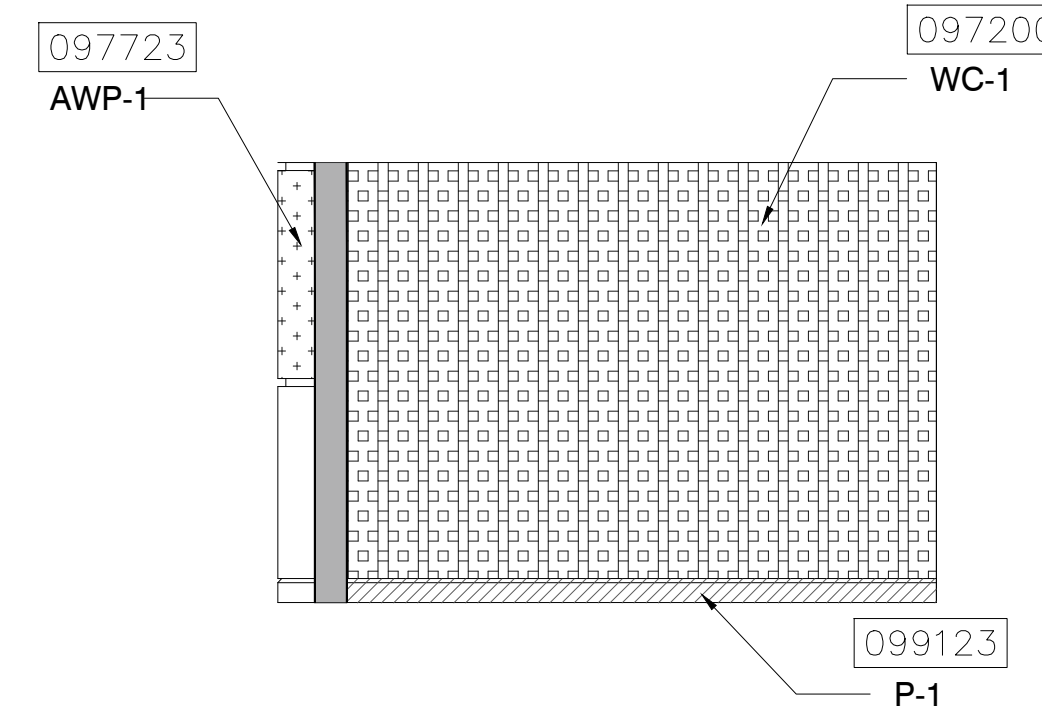
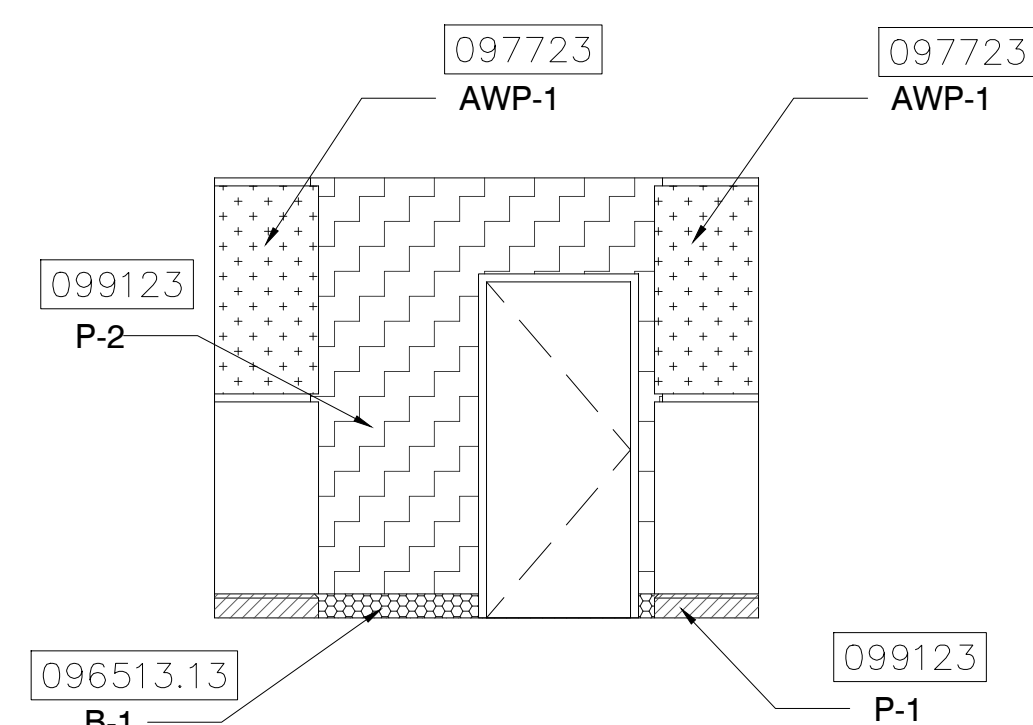
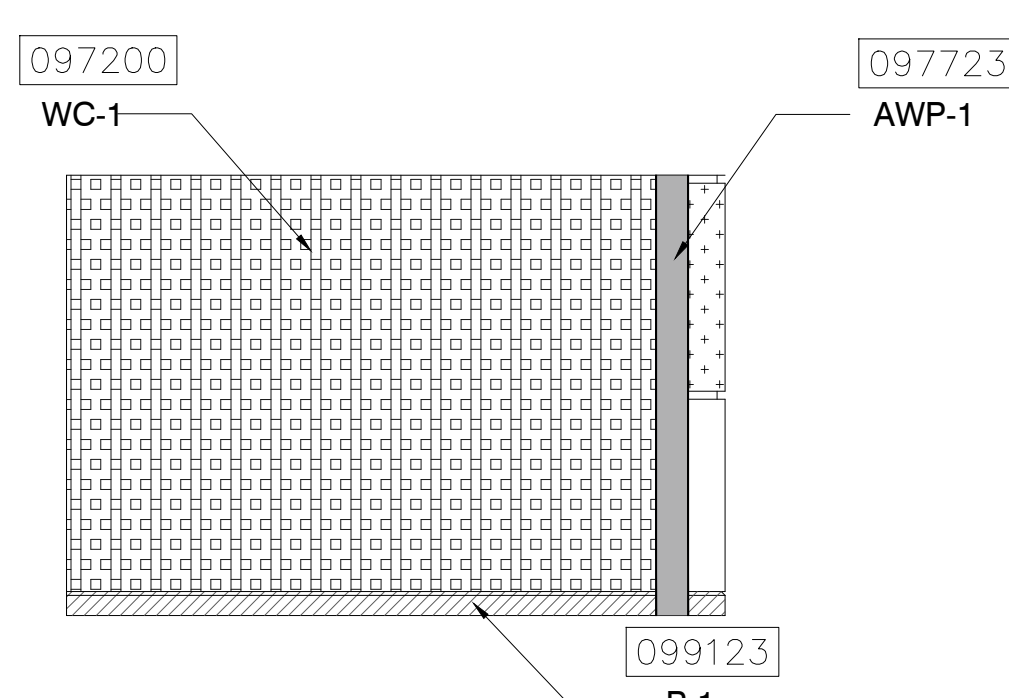
1/4" = 1'-0"

3 WELLNESS ROOM 4B REFLECTED CEILING PLAN - DEMO

1/4" = 1'-0"

4 WELLNESS ROOM 4B REFLECTED CEILING PLAN - PROPOSED

1/4" = 1'-0"



5 ELEVATION

1/4" = 1'-0"

6 ELEVATION

1/4" = 1'-0"

7 ELEVATION

1/4" = 1'-0"

8 ELEVATION

1/4" = 1'-0"

PROJECT

OCCC NETWORK AND WELLNESS ROOMS
WEST BUILDING
ORANGE COUNTY CONVENTION CENTER
9800 INTERNATIONAL DRIVE
Orlando, FL 32819

KEY NOTES:

- 097723 FABRIC WRAPPED PANELS
- 099123 INTERIOR PAINTING
- 097200 WALLCOVERING
- 096513.1.3 RESILIENT BASE
- 092116 GYP BOARD STUD WALL PARTITION
- 095113 CEILING SYSTEMS

NOTES:

- 1 DEMOLISH EXISTING FABRIC WALLCOVERING
- 2 DEMOLISH EXISTING ACOUSTICAL PANELS
- 3 DEMOLISH EXISTING RECESSED CAN LIGHTS
- 4 EXISTING FLOORING SHALL REMAIN
- 5 NEW METAL STUD AND DRYWALL PARTITION
- 6 CONTRACTOR SHALL COORDINATE WITH MEP DRAWINGS TO LOCATE ANY DEVICES TO BE REMOVED OR RELOCATED. DRYWALL TO BE PATCHED, REPAIRED AND PAINTED..
- 7 NEW DOOR - REFER TO DOOR SCHEDULE.

CEILING PLANS FOR REFERENCE ONLY.
REFER TO MEP/FR SHEETS DETAILS

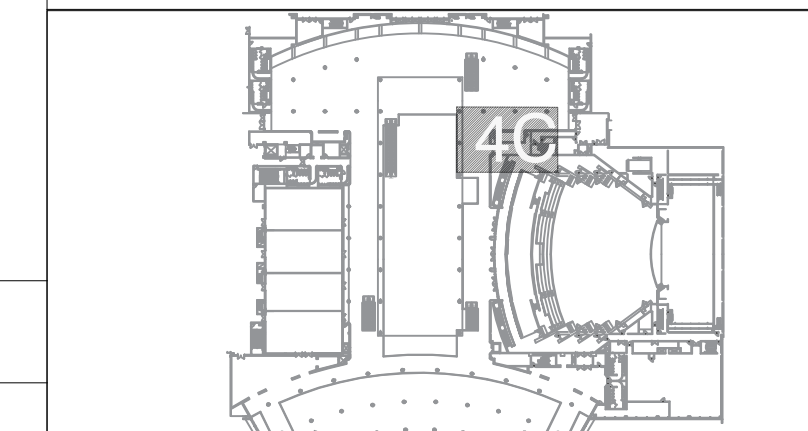
HATCH LEGEND:

- ACOUSTICAL WALL PANEL
- ACOUSTICAL WALL PANEL (CURVED)
- FABRIC WALLCOVERING
- GYPSUM BOARD CEILING
- PAINTED DRYWALL
- PAINTED PRE-CAST BASE
- VINYL BASE

SYMBOL LEGEND:

- ELEVATION MARKER
- DETAIL REFERENCE
- SECTION REFERENCE
- PARTITION TAG
- DOOR TAG
- EXISTING CEILING TILE TO BE DEMOLISHED
- FLOURESCENT RECESSED CAN LIGHT TO BE DEMOLISHED
- NEW LED RECESSED CAN LIGHT
- EXISTING CEILING-MOUNTED SPEAKER
- HVAC DEVICE TO BE DEMOLISHED
- NEW 2'x2' CEILING-MOUNTED HVAC DEVICE
- CEILING-MOUNTED ACCESS PANEL TO REMAIN
- SPRINKLER HEAD LOCATIONS TO REMAIN
- EXIT LIGHTS TO REMAIN
- EXISTING CEILING-MOUNTED FIRE STROBE TO REMAIN
- WALL-MOUNTED WIFI BOOSTER
- NEW INTERIOR PARTITION
- WALLCOVERING TO BE REMOVED
- ACOUSTICAL WALL PANELS TO BE DEMOLISHED

KEY PLAN:



SEAL

Jennifer Nichols Kennedy
Florida Registered Interior Designer
FL ID #3031

ISSUED FOR

100% BID DOCUMENTS

PROJECT INFORMATION

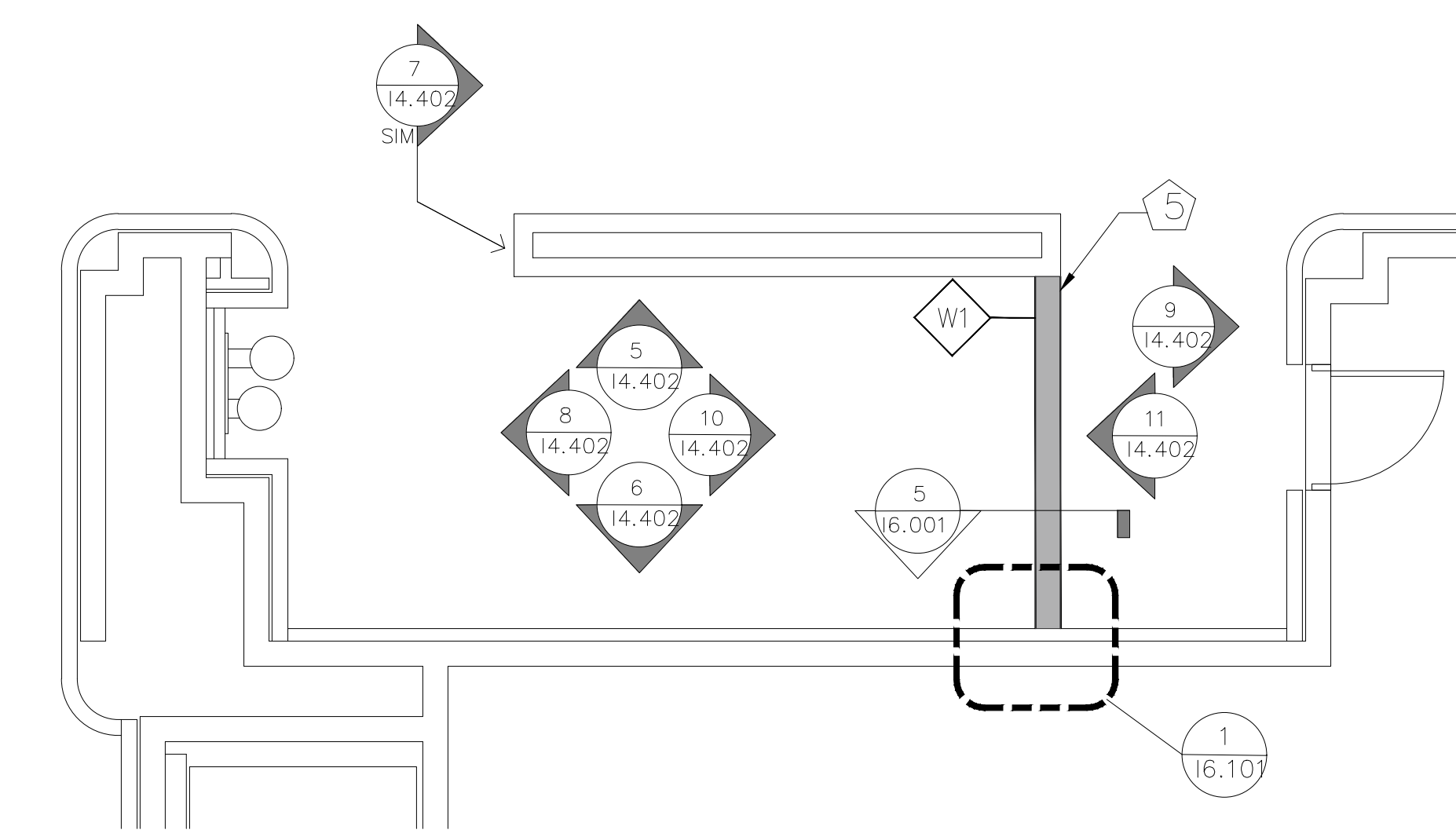
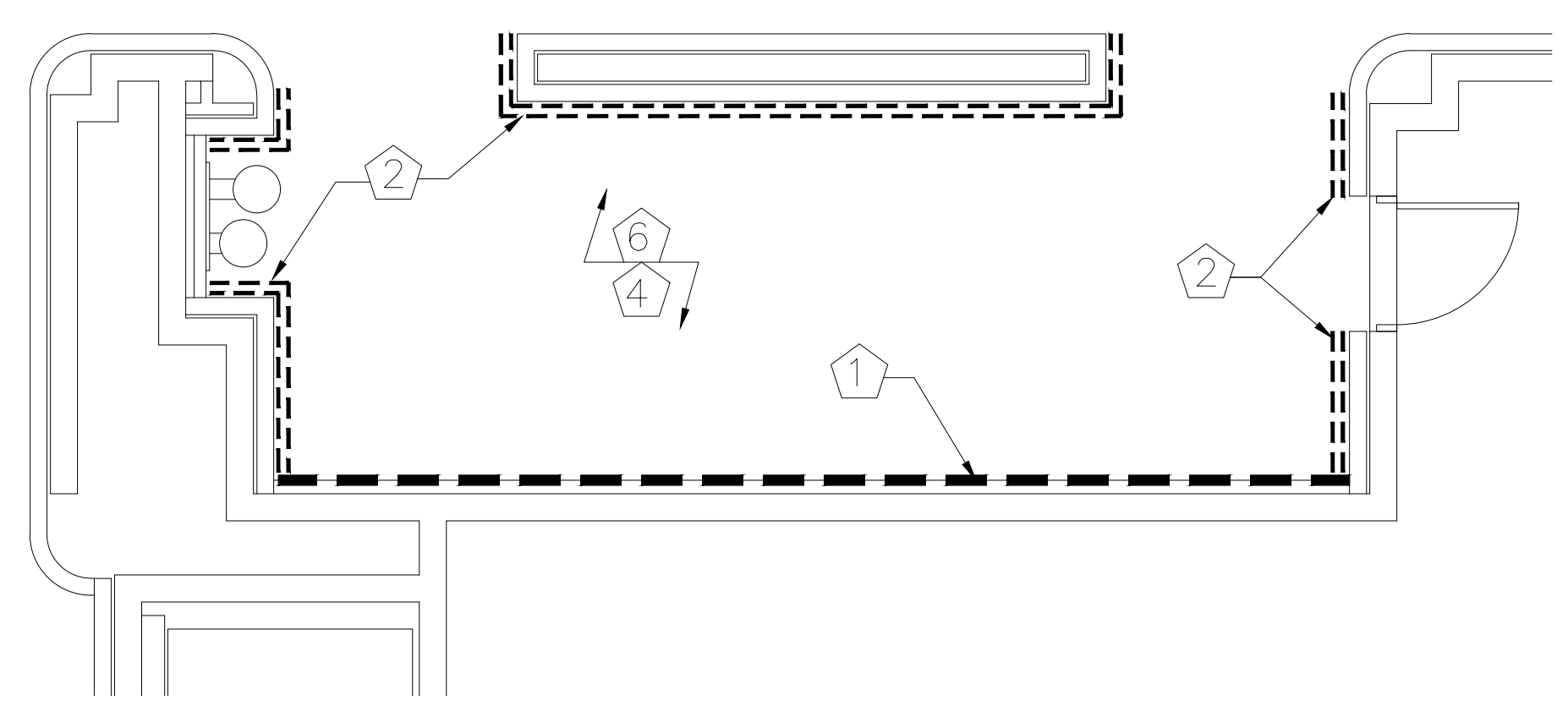
PROJECT NUMBER:
76916
DATE:
03/19/2019
SCALE:
1/4"=1'-0"
DRAWN BY:
KG
CHECKED BY:
JNK

DRAWING NUMBER

LEVEL 400 WEST BUILDING
NETWORK ROOM 4C FLOOR PLAN,
REFLECTED CEILING PLAN AND
ELEVATIONS

14.402

This document is not an architectural or engineering study, drawing, specification, or design and is not to be used for construction of any load-bearing columns, load-bearing framing or walls of structures, or issuance of any building permit, except as otherwise provided by law.

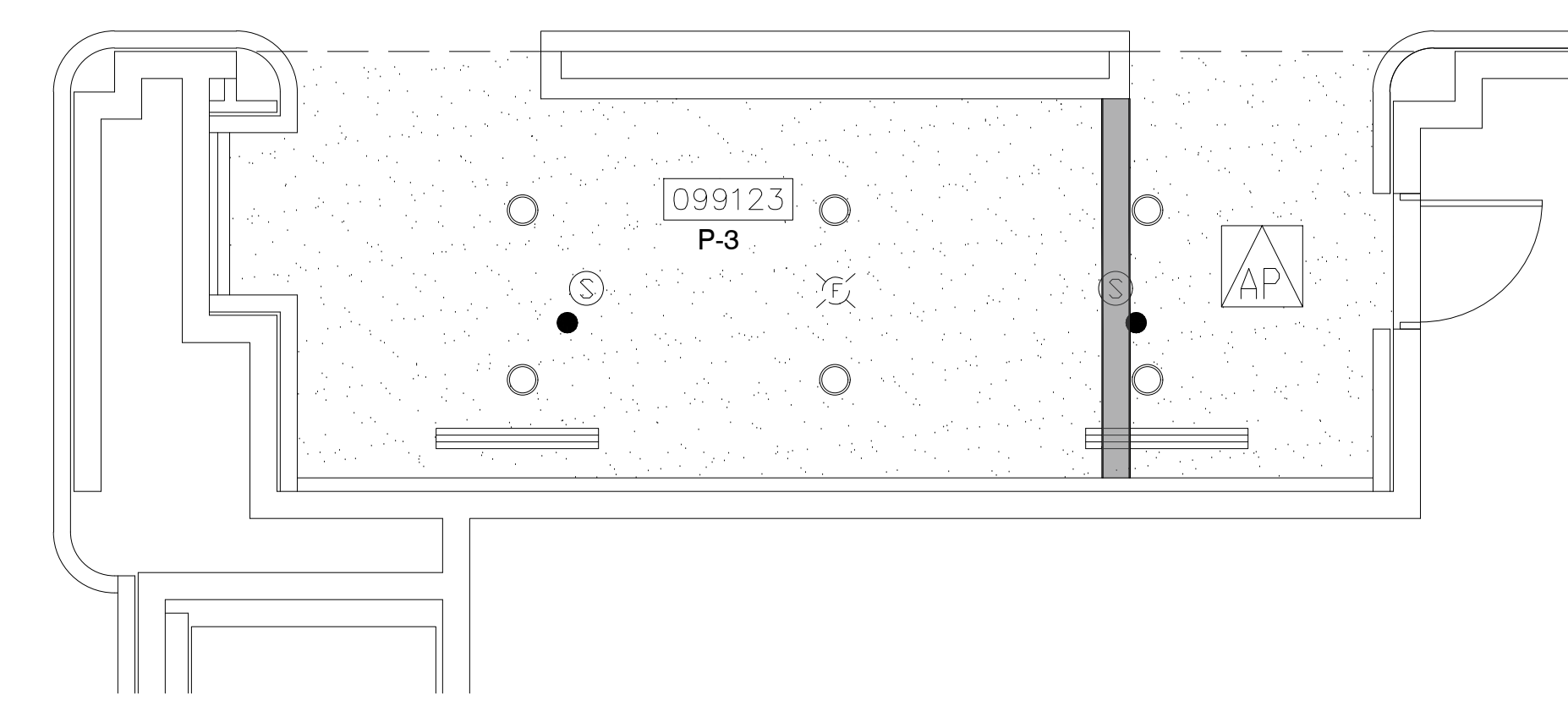
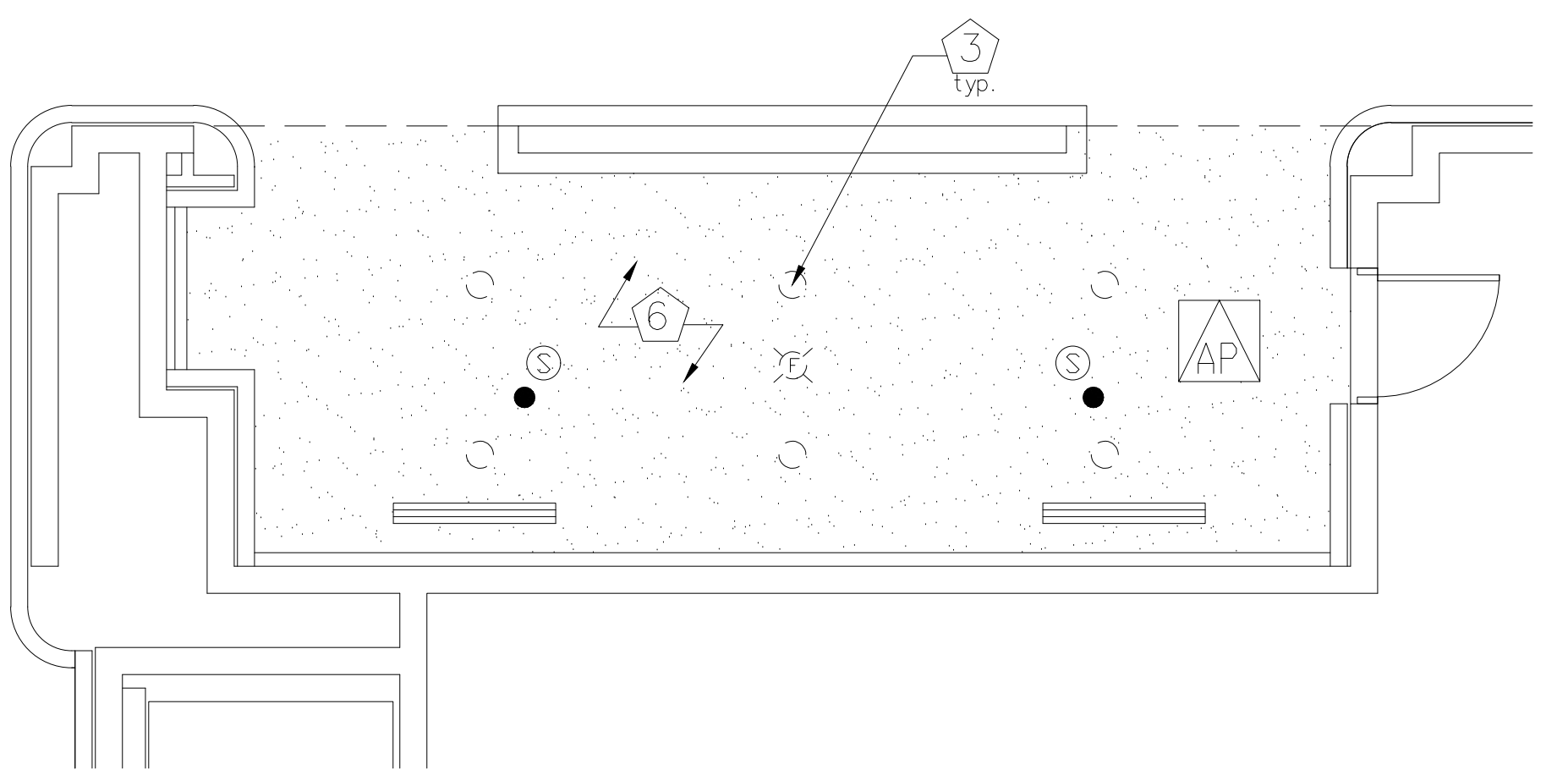


1 NETWORK ROOM 4C FLOOR PLAN - DEMO

1/4" = 1'-0"

2 NETWORK ROOM 4C FLOOR PLAN - PROPOSED

1/4" = 1'-0"

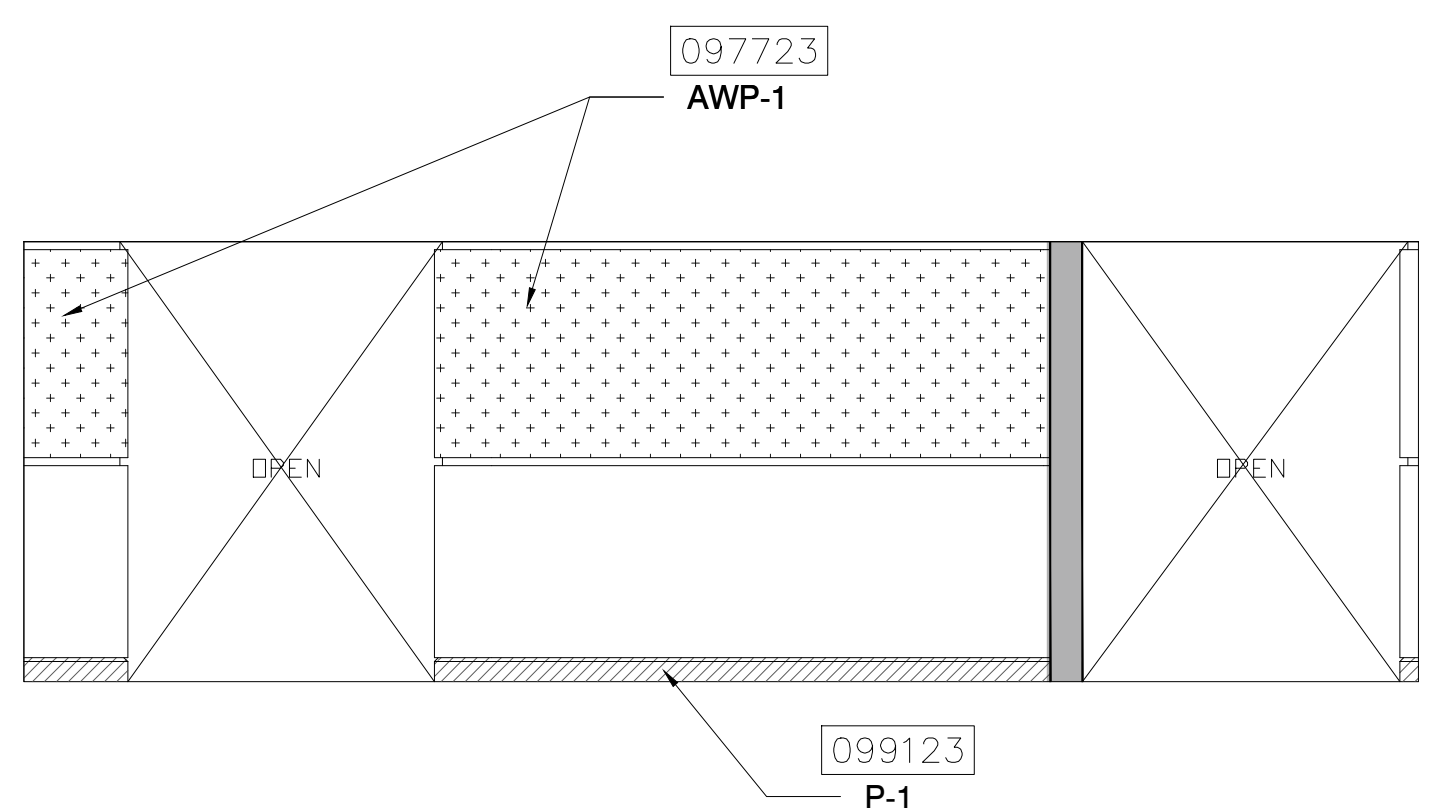


3 NETWORK ROOM 4C REFLECTED CEILING PLAN - DEMO

1/4" = 1'-0"

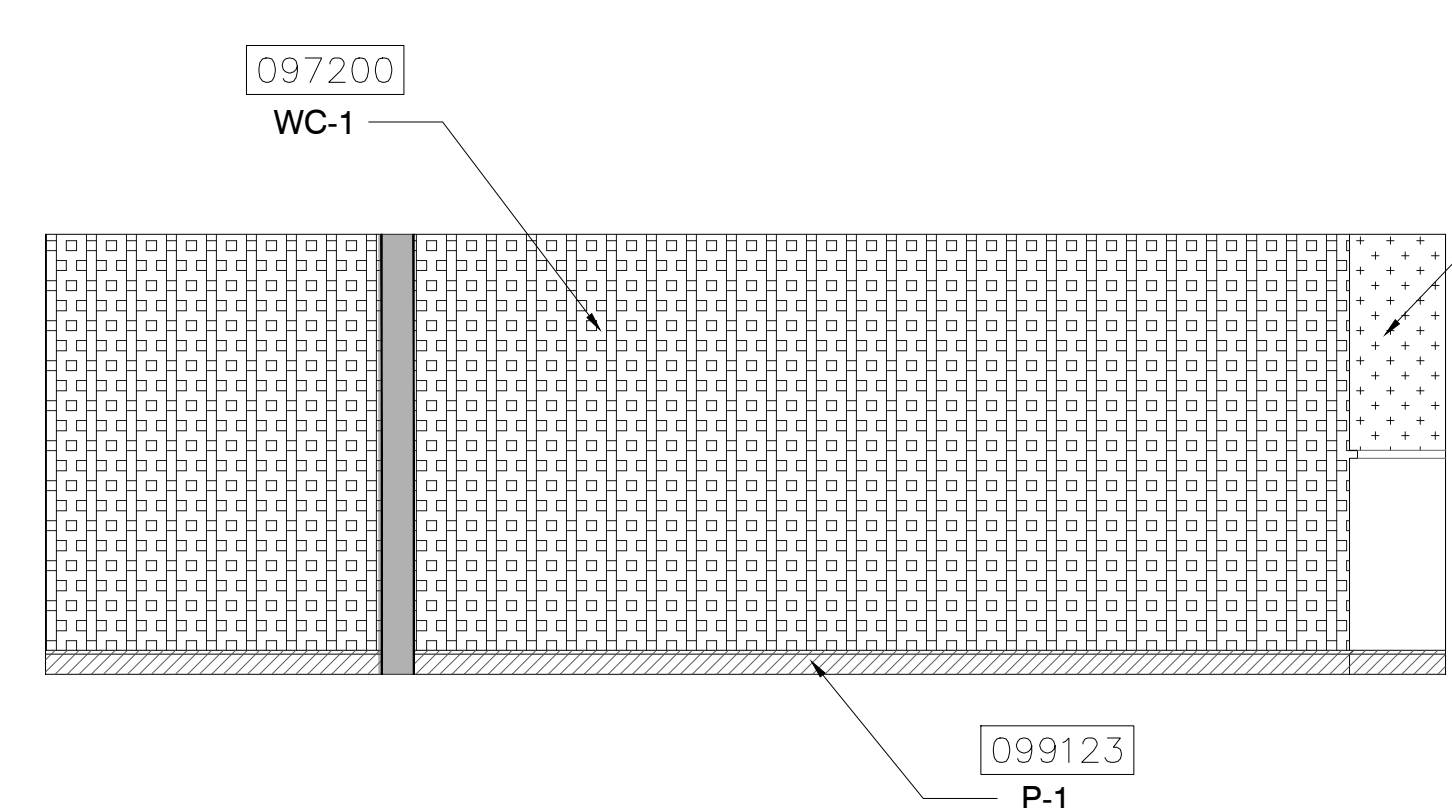
4 NETWORK ROOM 4C REFLECTED CEILING PLAN - PROPOSED

1/4" = 1'-0"



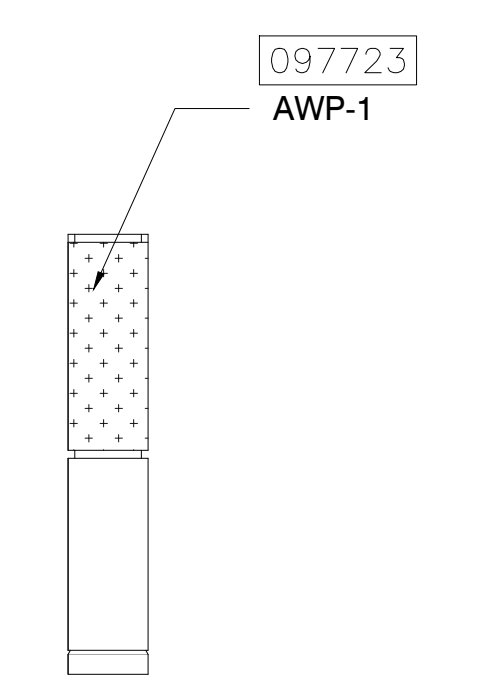
5 ELEVATION

1/4" = 1'-0"



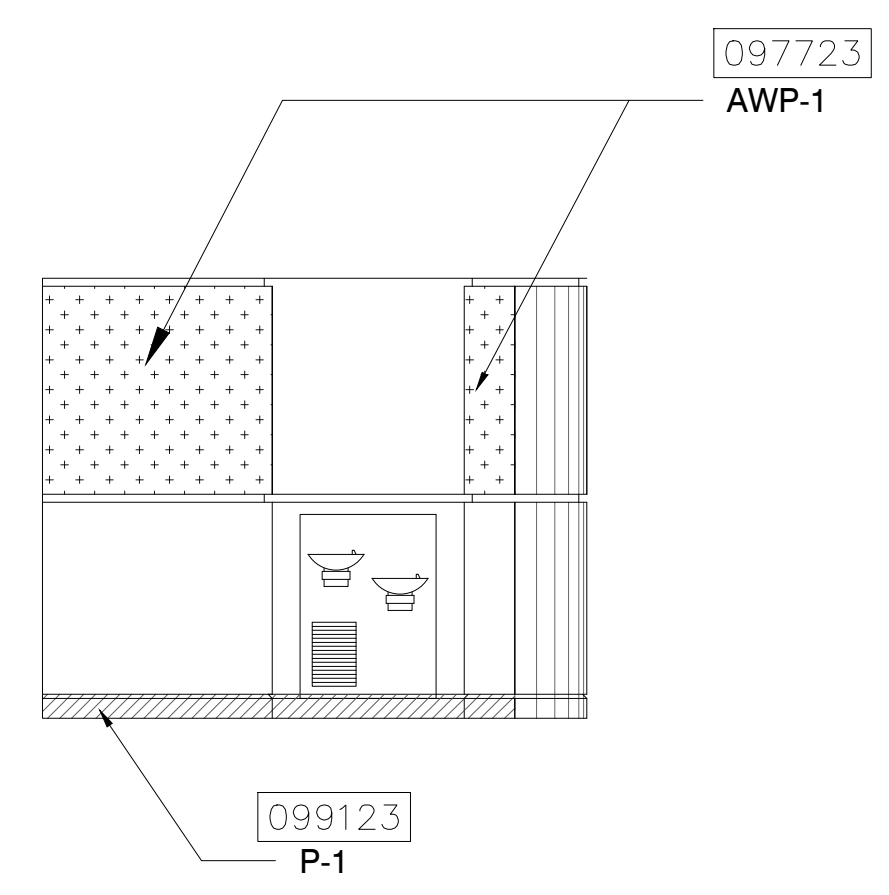
6 ELEVATION

1/4" = 1'-0"



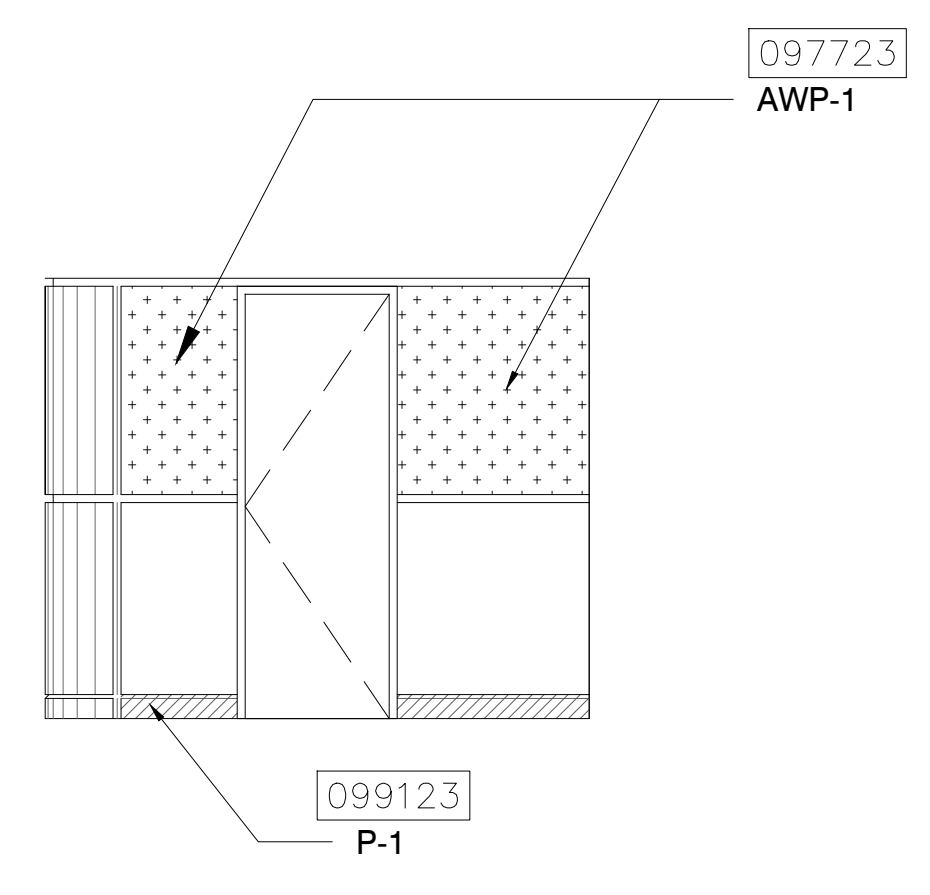
7 ELEVATION

1/4" = 1'-0"



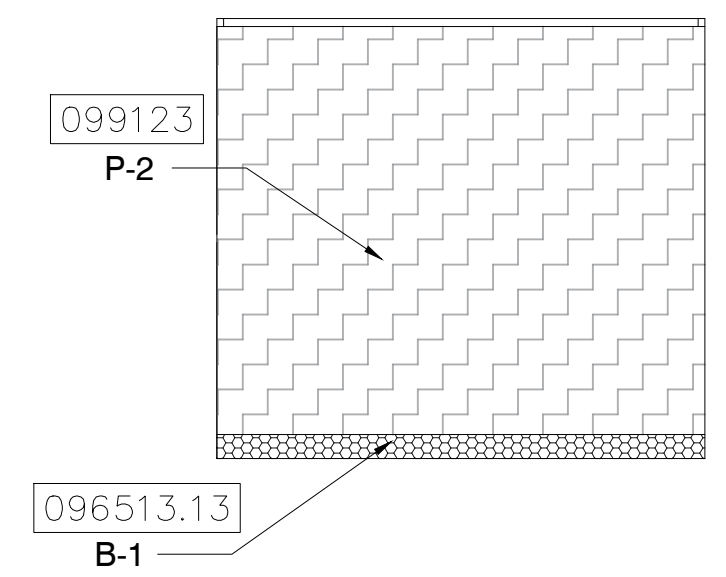
8 ELEVATION

1/4" = 1'-0"



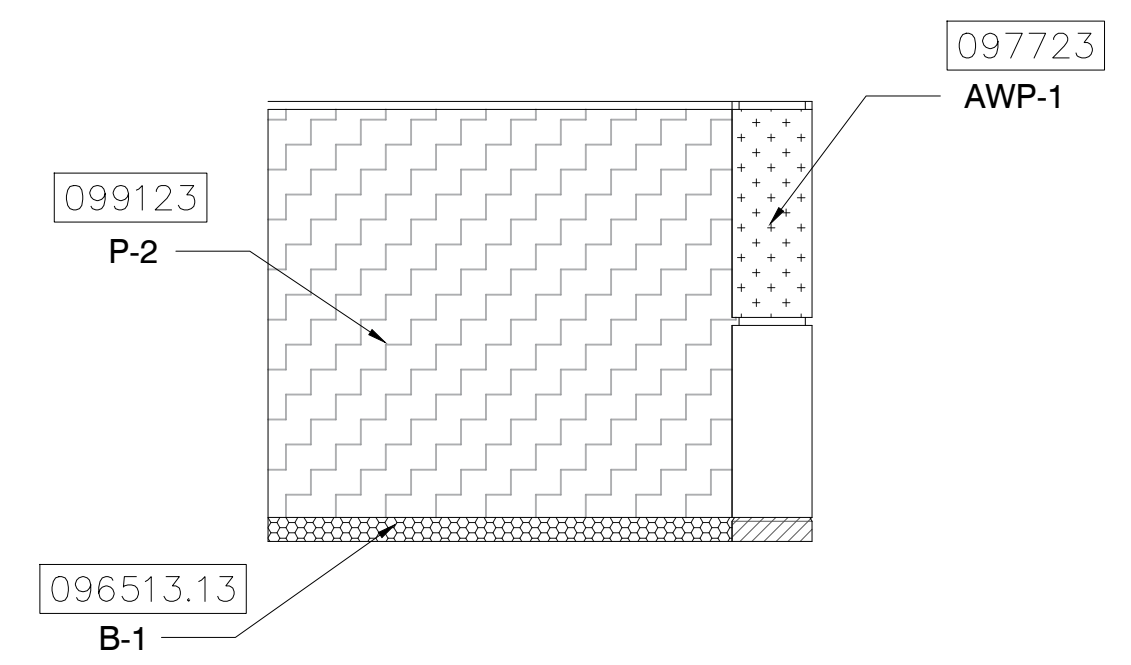
9 ELEVATION

1/4" = 1'-0"



10 ELEVATION

1/4" = 1'-0"



11 ELEVATION

1/4" = 1'-0"

PROJECT

OCCC NETWORK AND WELLNESS ROOMS
WEST BUILDING
ORANGE COUNTY CONVENTION CENTER
9800 INTERNATIONAL DRIVE
Orlando, FL 32819

KEY NOTES:

- 097723 FABRIC WRAPPED PANELS
- 099123 INTERIOR PAINTING
- 097200 WALLCOVERING
- 096513.13 RESILIENT BASE
- 092116 GYP BOARD STUD WALL PARTITION
- 095113 CEILING SYSTEMS

NOTES:

- 1 DEMOLISH EXISTING FABRIC WALLCOVERING
- 2 DEMOLISH EXISTING ACOUSTICAL PANELS
- 3 DEMOLISH EXISTING RECESSED CAN LIGHTS
- 4 EXISTING FLOORING SHALL REMAIN
- 5 NEW METAL STUD AND DRYWALL PARTITION
- 6 CONTRACTOR SHALL COORDINATE WITH MEP DRAWINGS TO LOCATE ANY DEVICES TO BE REMOVED OR RELOCATED. DRYWALL TO BE PATCHED, REPAIRED AND PAINTED.
- 7 NEW DOOR - REFER TO DOOR SCHEDULE.

CEILING PLANS FOR REFERENCE ONLY.
REFER TO MEP/FR SHEETS DETAILS

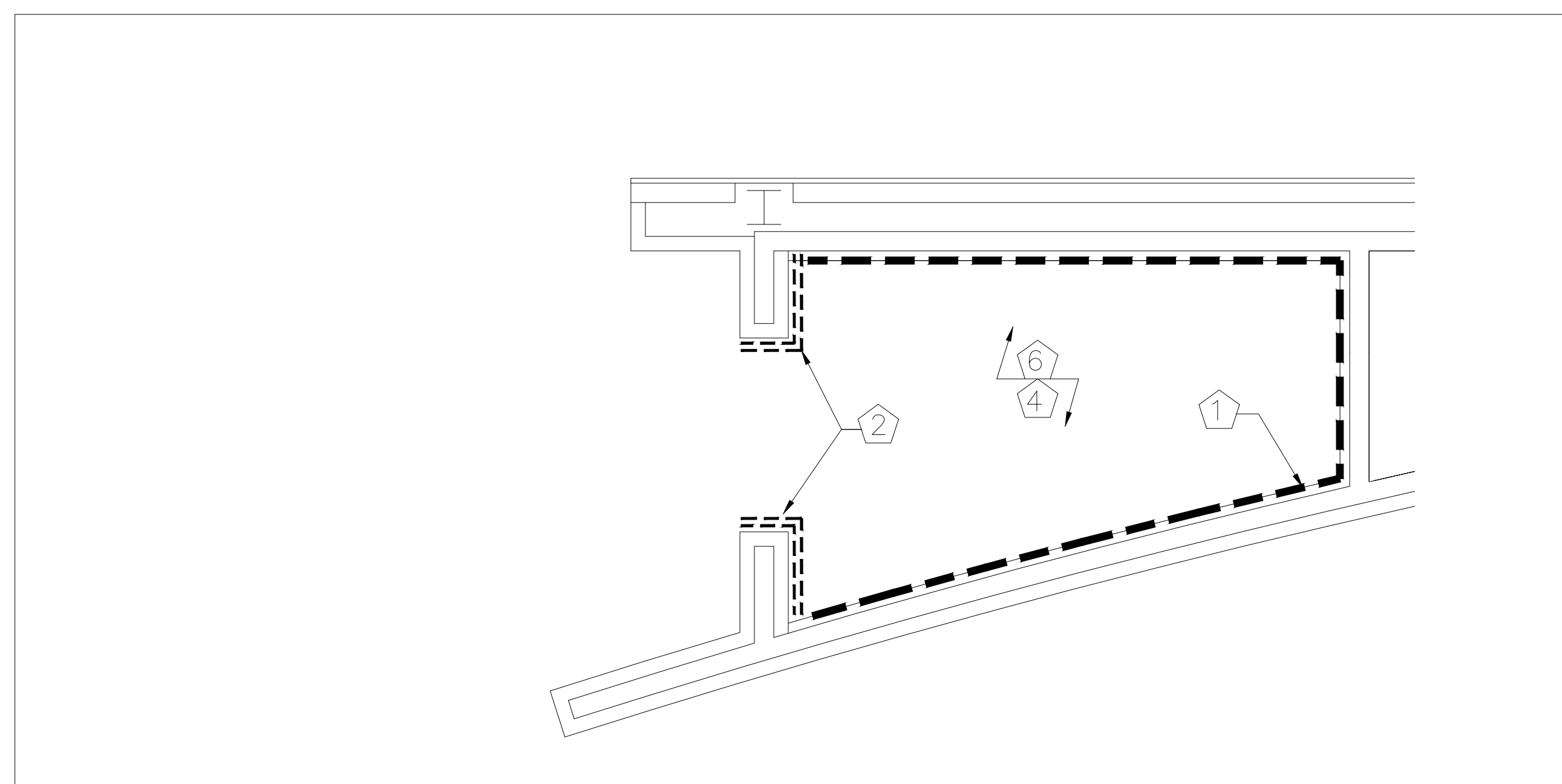
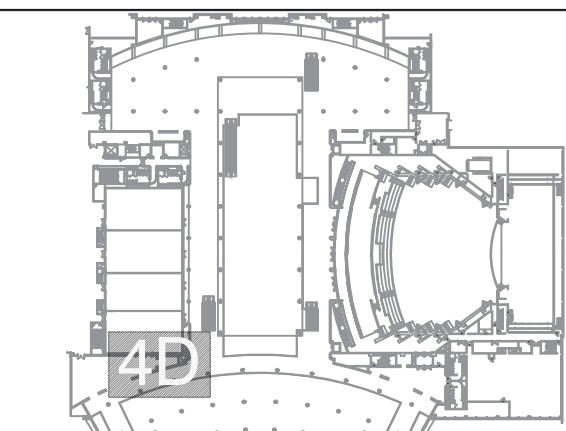
HATCH LEGEND:

- ACOUSTICAL WALL PANEL
- ACOUSTICAL WALL PANEL (CURVED)
- FABRIC WALLCOVERING
- GYPSUM BOARD CEILING
- PAINTED DRYWALL
- PAINTED PRE-CAST BASE
- VINYL BASE

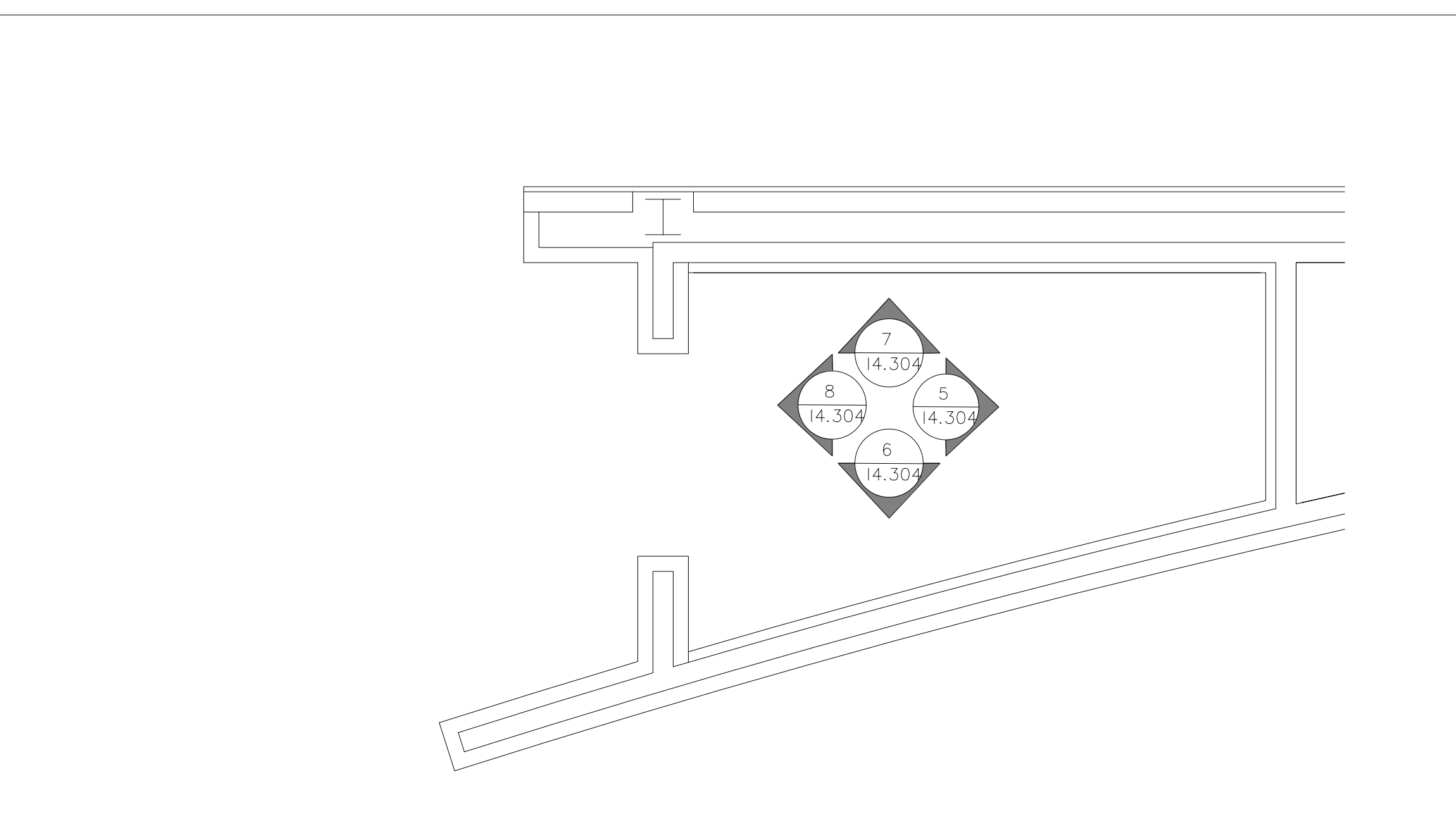
SYMBOL LEGEND:

- ELEVATION MARKER
- DETAIL REFERENCE
- SECTION REFERENCE
- PARTITION TAG
- DOOR TAG
- EXISTING CEILING TILE TO BE DEMOLISHED
- FLOURESCENT RECESSED CAN LIGHT TO BE DEMOLISHED
- NEW LED RECESSED CAN LIGHT
- EXISTING CEILING-MOUNTED SPEAKER
- HVAC DEVICE TO BE DEMOLISHED
- NEW 2'X2' CEILING-MOUNTED HVAC DEVICE
- CEILING-MOUNTED ACCESS PANEL TO REMAIN
- SPRINKLER HEAD LOCATIONS TO REMAIN
- EXIT LIGHTS TO REMAIN
- EXISTING CEILING-MOUNTED FIRE STROBE TO REMAIN
- WALL-MOUNTED WIFI BOOSTER
- NEW INTERIOR PARTITION
- WALLCOVERING TO BE REMOVED
- ACOUSTICAL WALL PANELS TO BE DEMOLISHED

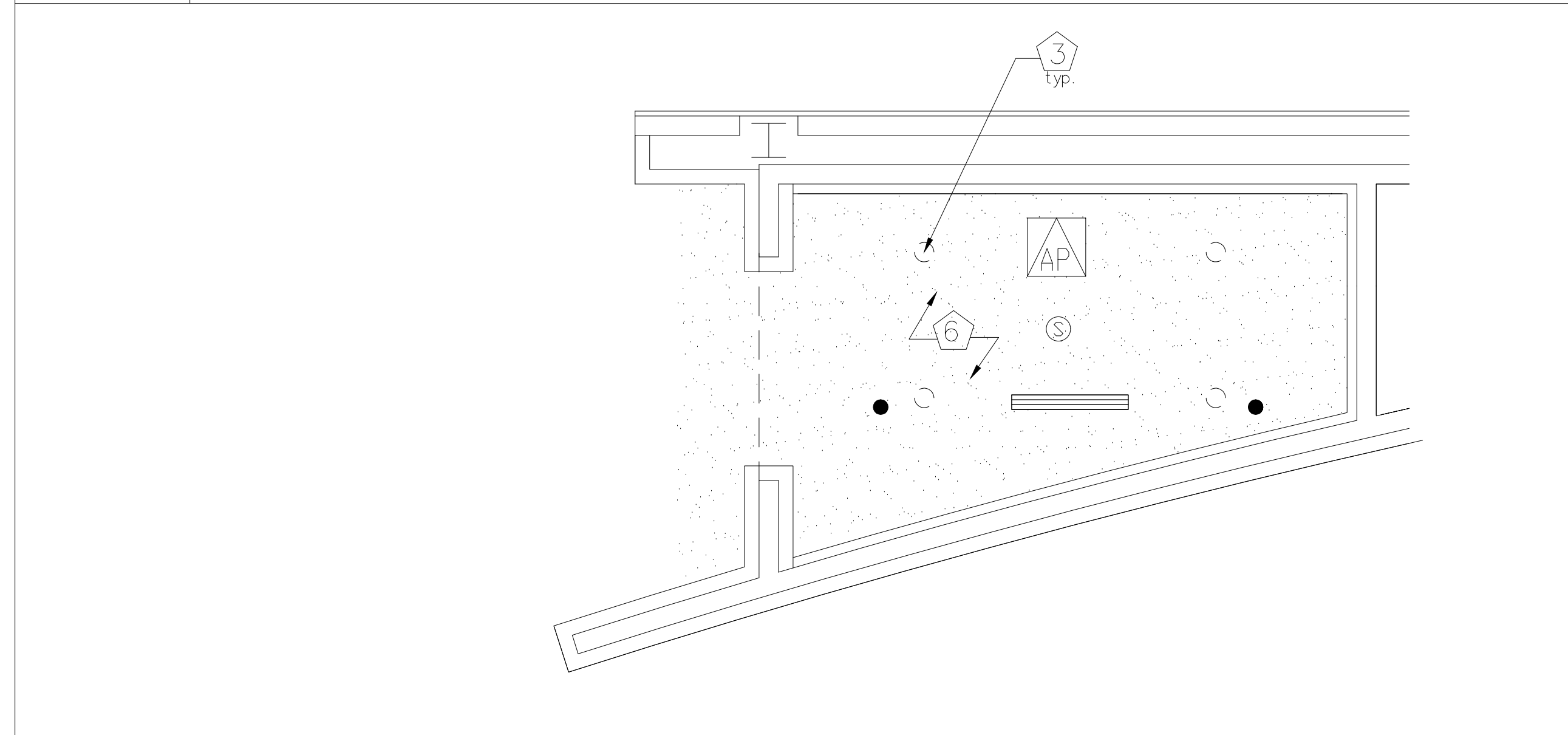
KEY PLAN:



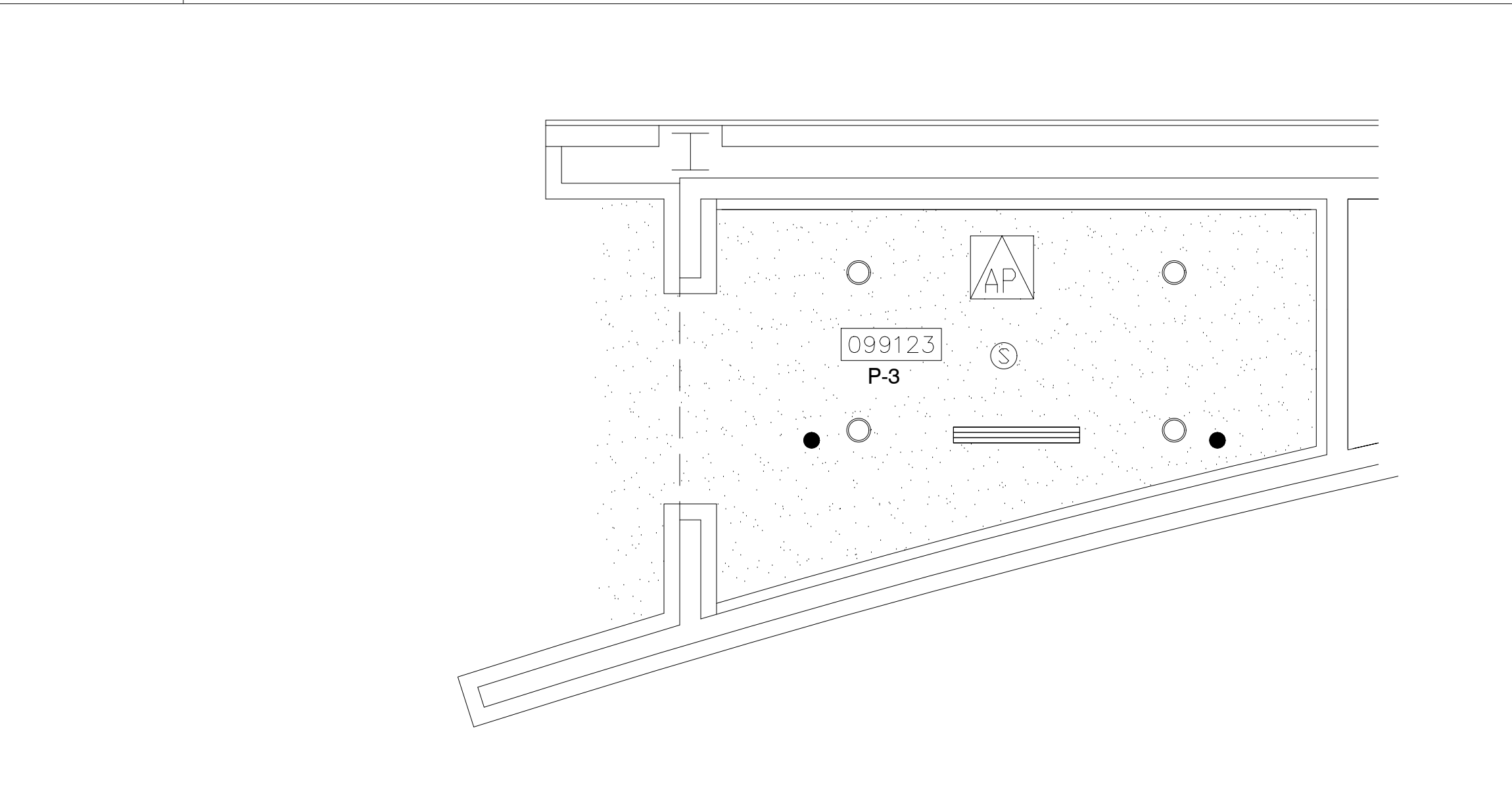
1 NETWORK ROOM 4D FLOOR PLAN - DEMO
1/4" = 1'-0"



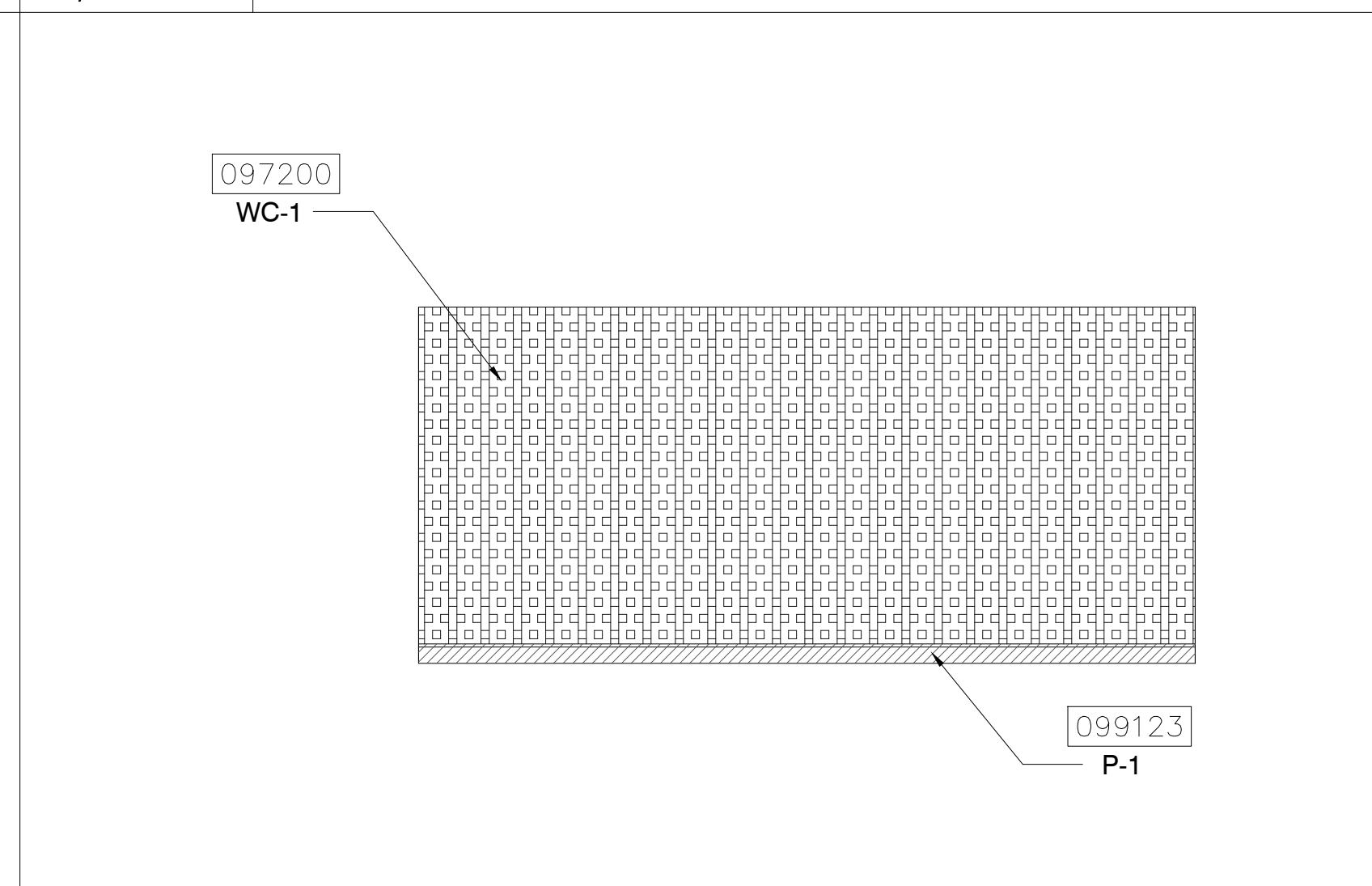
2 NETWORK ROOM 4D FLOOR PLAN - PROPOSED
1/4" = 1'-0"



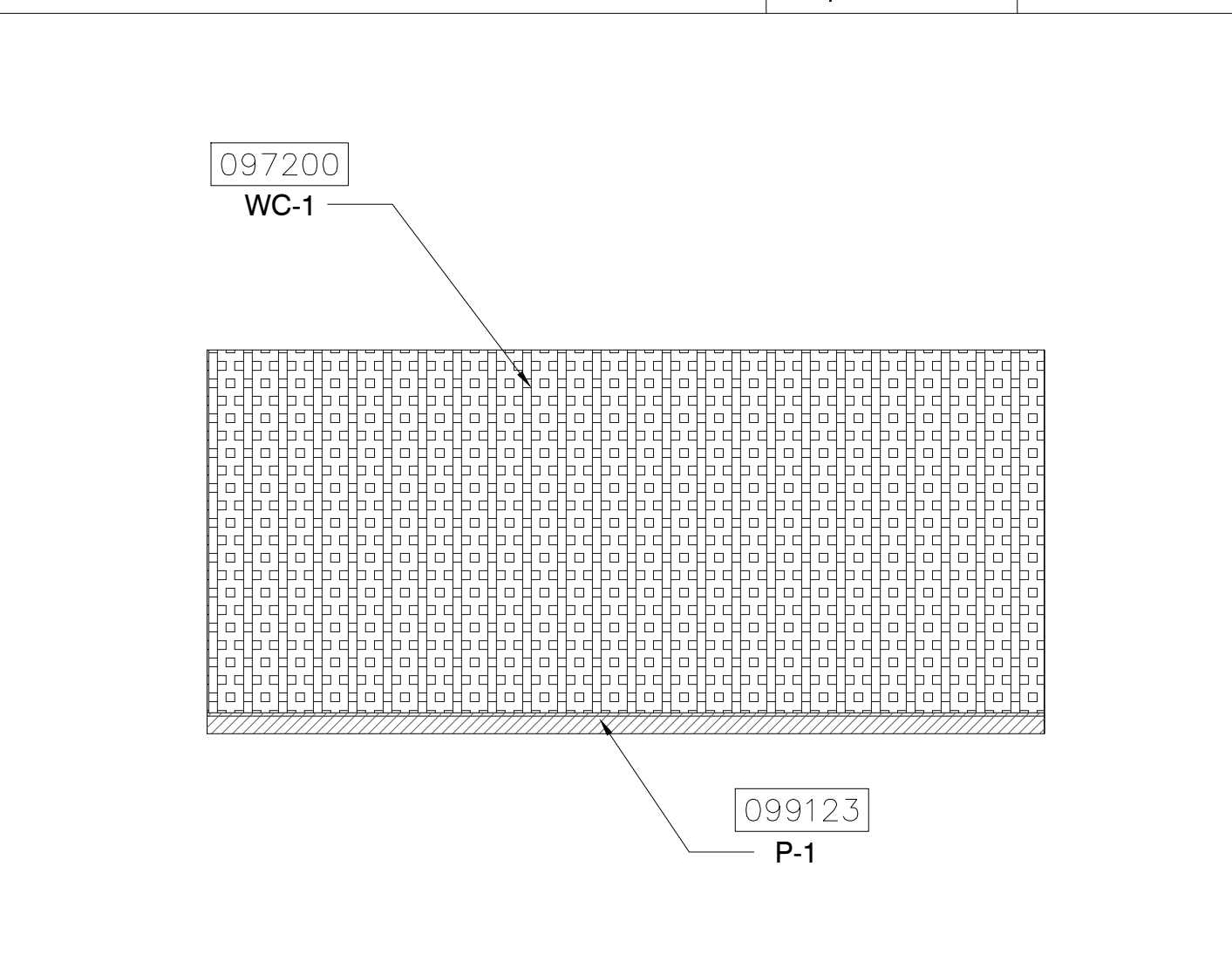
3 NETWORK ROOM 4D REFLECTED CEILING PLAN - DEMO
1/4" = 1'-0"



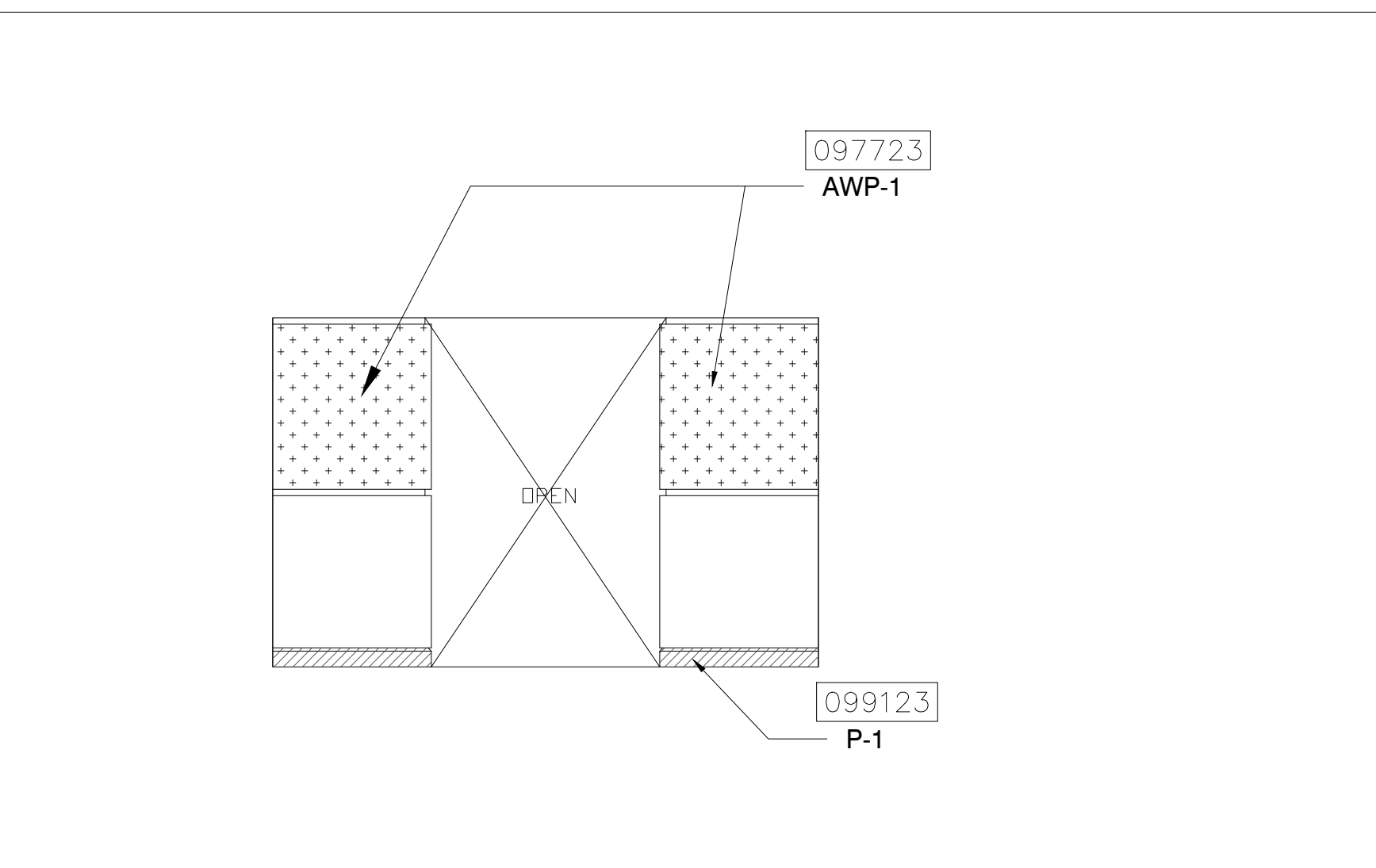
4 NETWORK ROOM 4D REFLECTED CEILING PLAN - PROPOSED
1/4" = 1'-0"




5 ELEVATION
1/4" = 1'-0"



6 ELEVATION
1/4" = 1'-0"

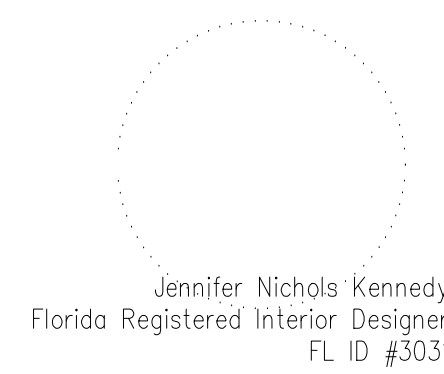


7 ELEVATION
1/4" = 1'-0"



8 ELEVATION
1/4" = 1'-0"

SEAL



ISSUED FOR

100% BID DOCUMENTS

PROJECT INFORMATION

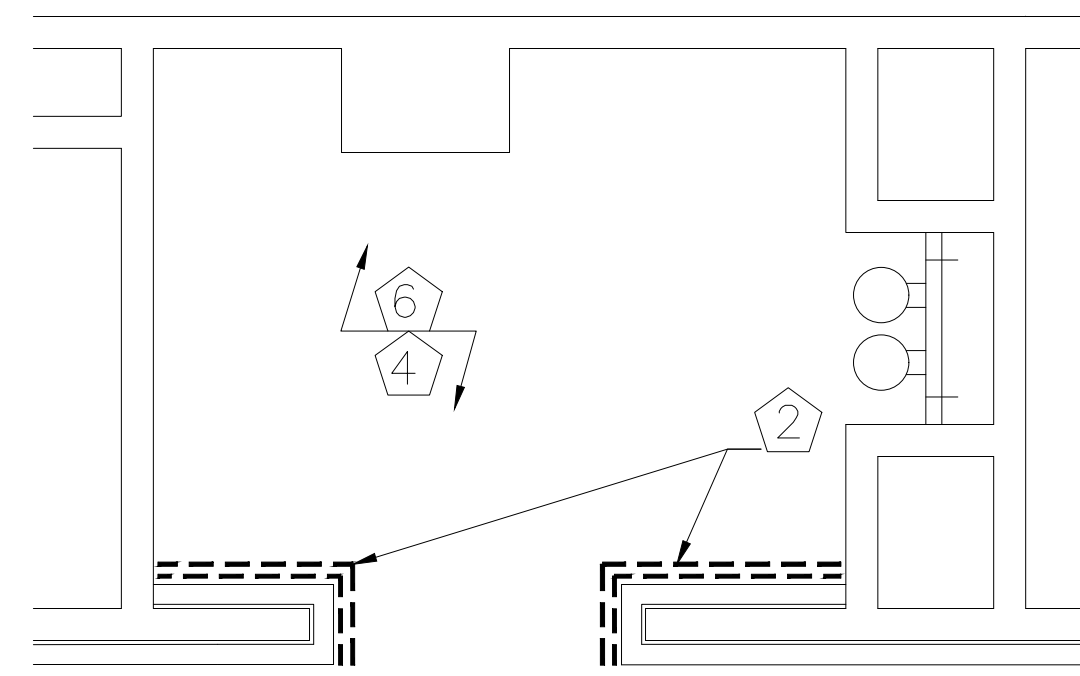
PROJECT NUMBER:
76916
DATE:
03/19/2019
SCALE:
1/4"=1'-0"
DRAWN BY:
KG
CHECKED BY:
JNK

DRAWING NUMBER

LEVEL 400 WEST BUILDING
NETWORK ROOM 4D FLOOR PLAN,
REFLECTED CEILING PLAN AND
ELEVATIONS

14.403

This document is not an architectural or engineering study, drawing, specification, or design and is not to be used for construction of any load-bearing columns, load-bearing framing or walls of structures, or issuance of any building permit, except as otherwise provided by law.



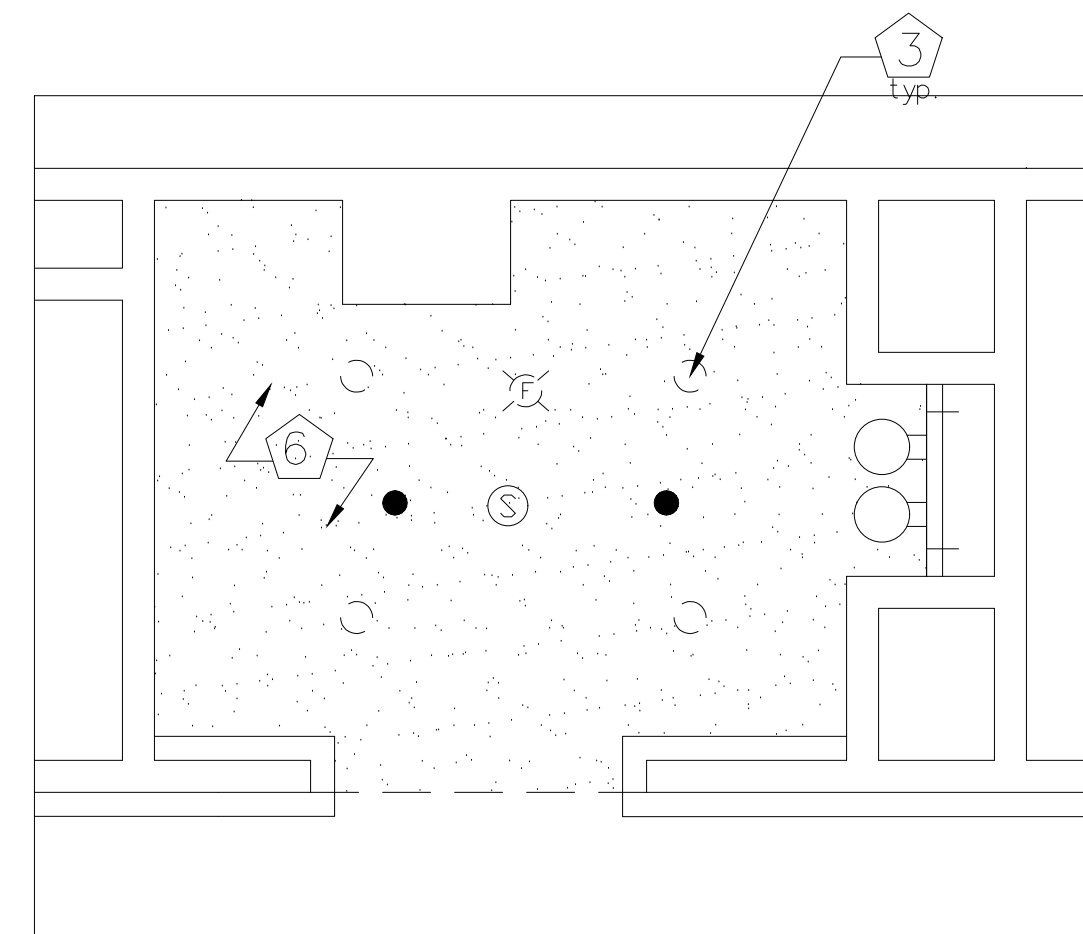
1 NETWORK ROOM 4E FLOOR PLAN - DEMO

1/4" = 1'-0"



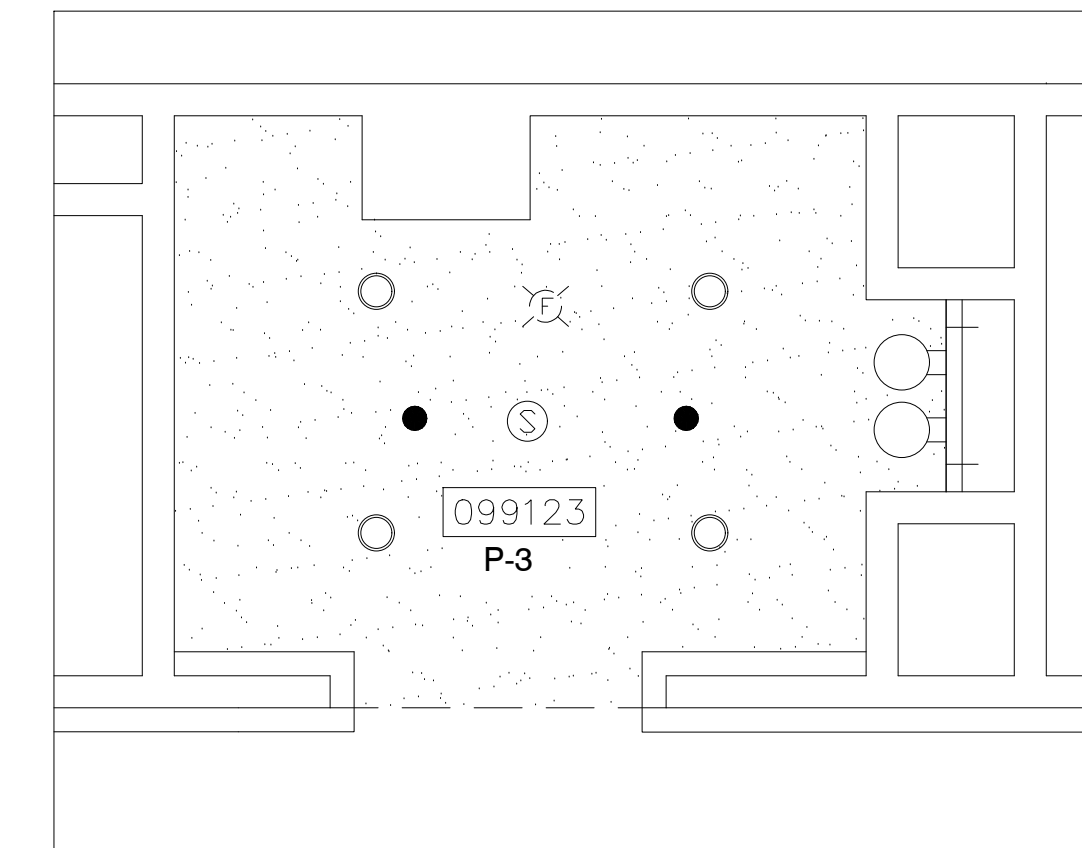
2 NETWORK ROOM 4E FLOOR PLAN - PROPOSED

1/4" = 1'-0"



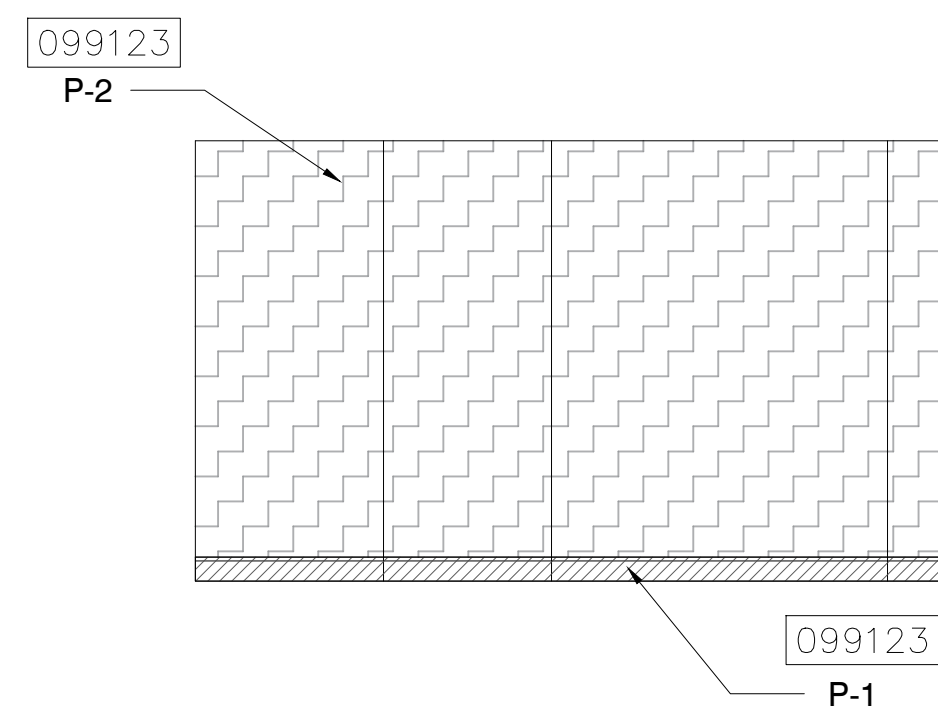
3 NETWORK ROOM 4E REFLECTED CEILING PLAN - DEMO

1/4" = 1'-0"



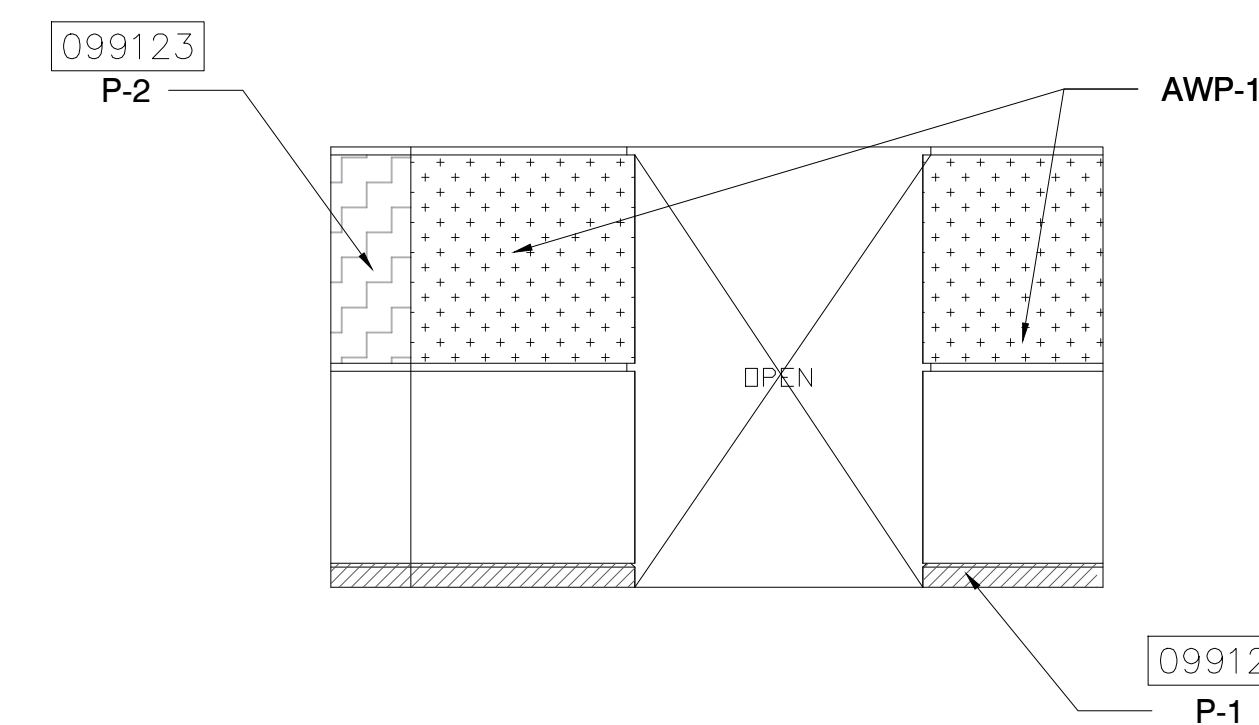
4 NETWORK ROOM 4E REFLECTED CEILING PLAN - PROPOSED

1/4" = 1'-0"



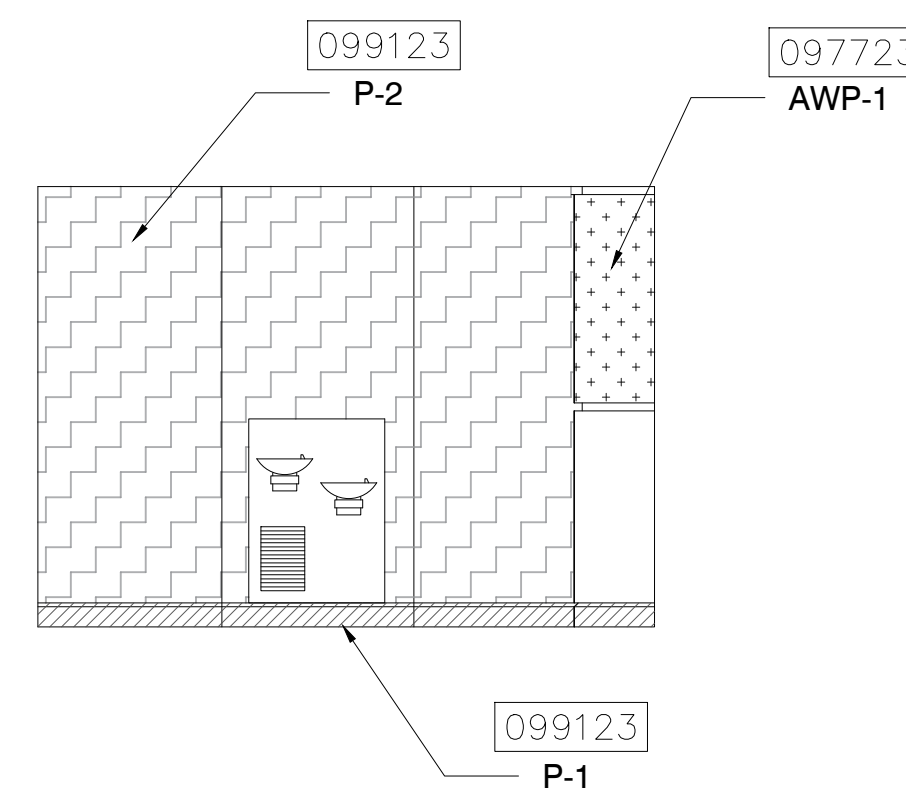
5 ELEVATION

1/4" = 1'-0"



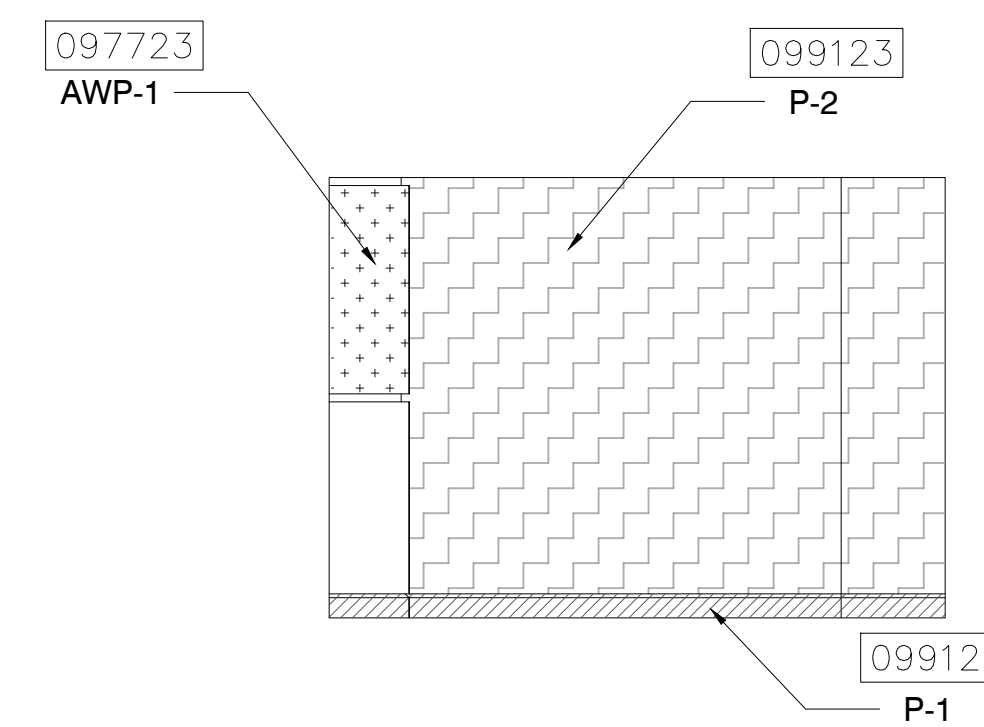
6 ELEVATION

1/4" = 1'-0"



7 ELEVATION

1/4" = 1'-0"



8 ELEVATION

1/4" = 1'-0"

KEY NOTES:

- 097723 FABRIC WRAPPED PANELS
- 099123 INTERIOR PAINTING
- 097200 WALLCOVERING
- 096513.13 RESILIENT BASE
- 092116 GYP BOARD STUD WALL PARTITION
- 095113 CEILING SYSTEMS

NOTES:

- 1 DEMOLISH EXISTING FABRIC WALLCOVERING
- 2 DEMOLISH EXISTING ACOUSTICAL PANELS
- 3 DEMOLISH EXISTING RECESSED CAN LIGHTS
- 4 EXISTING FLOORING SHALL REMAIN
- 5 NEW METAL STUD AND DRYWALL PARTITION
- 6 CONTRACTOR SHALL COORDINATE WITH MEP DRAWINGS TO LOCATE ANY DEVICES TO BE REMOVED OR RELOCATED. DRYWALL TO BE PATCHED, REPAIRED AND PAINTED..
- 7 NEW DOOR - REFER TO DOOR SCHEDULE.

CEILING PLANS FOR REFERENCE ONLY.
REFER TO MEP/FR SHEETS DETAILS

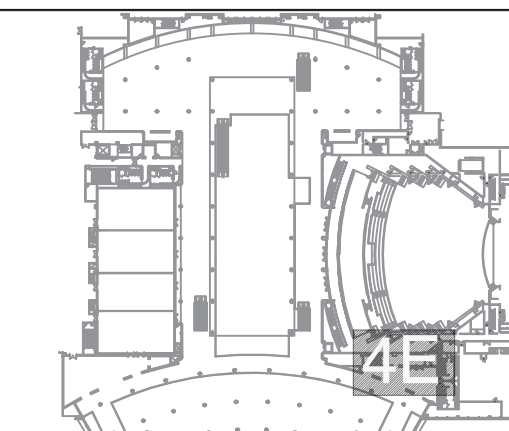
HATCH LEGEND:

- ACOUSTICAL WALL PANEL
- ACOUSTICAL WALL PANEL (CURVED)
- FABRIC WALLCOVERING
- GYP SUM BOARD CEILING
- PAINTED DRYWALL
- PAINTED PRE-CAST BASE
- VINYL BASE

SYMBOL LEGEND:

- ELEVATION MARKER
- DETAIL REFERENCE
- SECTION REFERENCE
- PARTITION TAG
- DOOR TAG
- EXISTING CEILING TILE TO BE DEMOLISHED
- FLOURESCENT RECESSED CAN LIGHT TO BE DEMOLISHED
- NEW LED RECESSED CAN LIGHT
- EXISTING CEILING-MOUNTED SPEAKER
- HVAC DEVICE TO BE DEMOLISHED
- NEW 2'X2' CEILING-MOUNTED HVAC DEVICE
- CEILING-MOUNTED ACCESS PANEL TO REMAIN
- SPRINKLER HEAD LOCATIONS TO REMAIN
- EXIT LIGHTS TO REMAIN
- EXISTING CEILING-MOUNTED FIRE STROBE TO REMAIN
- WALL-MOUNTED WIFI BOOSTER
- NEW INTERIOR PARTITION
- WALLCOVERING TO BE REMOVED
- ACOUSTICAL WALL PANELS TO BE DEMOLISHED

KEY PLAN:

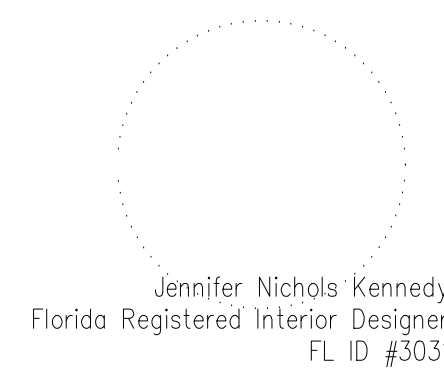


18 0001073

PROJECT

OCCC NETWORK AND WELLNESS ROOMS
WEST BUILDING
ORANGE COUNTY CONVENTION CENTER
9800 INTERNATIONAL DRIVE
Orlando, FL 32819

SEAL



ISSUED FOR

100% BID DOCUMENTS

PROJECT INFORMATION

PROJECT NUMBER:

76916

DATE:

03/19/2019

SCALE:

1/4"=1'-0"

DRAWN BY:

KG

CHECKED BY:

JNK

DRAWING NUMBER

LEVEL 400 WEST BUILDING
NETWORK ROOM 4E FLOOR PLAN,
REFLECTED CEILING PLAN AND
ELEVATIONS

14.404

This document is not an architectural or engineering study, drawing, specification, or design and is not to be used for construction of any load-bearing columns, load-bearing framing or walls of structures, or issuance of any building permit, except as otherwise provided by law.


PROJECT

OCCC NETWORK AND WELLNESS ROOMS
WEST BUILDING
ORANGE COUNTY CONVENTION CENTER
9800 INTERNATIONAL DRIVE
Orlando, FL 32819



1	PLAN DETAIL - PARTITION TO FLAT PRE-CAST	2	PLAN DETAIL - PARTITION TO CURVED PRE-CAST
----------	--	----------	--


1 1/2"=1'-0"		1 1/2"=1'-0"	
--------------	--	--------------	--



3	PLAN DETAIL - PARTITION TO EXISTING PARTITION	4	NOT USED	5	W1 - WALL SECTION
----------	---	----------	----------	----------	-------------------

1 1/2"=1'-0"		1 1/2"=1'-0"	
--------------	--	--------------	--

SEAL



ISSUED FOR

100% BID DOCUMENTS

PROJECT INFORMATION

PROJECT NUMBER:
76916
DATE:
03/19/2019
SCALE:
1 1/2"=1'-0"
DRAWN BY:
KG
CHECKED BY:
JNK

DRAWING NUMBER

SECTIONS AND PLAN DETAILS

16.101

This document is not an architectural or engineering study, drawing, specification, or design and is not to be used for construction of any load-bearing columns, load-bearing framing or walls of structures, or issuance of any building permit, except as otherwise provided by law.

FINISH CODE SCHEDULE

ACOUSTICAL PANEL MATERIAL CODE SCHEDULE												
PANEL						FABRIC						
REV No.	CODE	MFR	MFR NO.	EDGE DETAILING	INSTALLATION	THICKNESS	STYLE NO.	WIDTH	FLAME SPREAD	REMARKS		
	AWP-1	AVL Systems	Acoustech ATP 2.0	Square	Z-Clips	2"	HYTEX E.C.O. Art 24 Crespella 03	54"	Class A	Fabric wrapped acoustical wall panels		

BASE CODE SCHEDULE									
REV No.	CODE	MFR	ITEM #	COLOR	STYLE	HEIGHT	MATERIAL	FLAME SPREAD	REMARKS
	B -1	Roppe	Type TS Pinnacle	100 Black	Standard Toe	6"	Rubber	Class B	Continuous roll

CARPET CODE SCHEDULE														
REV No.	CODE	MFR	TYPE	WIDTH	COLOR	CONTENT	BACKING	CONTENT	INSTALLATION	FACE WEIGHT	TOTAL WEIGHT	FLAME SPREAD	SUSTAINABILITY	REMARKS
	CPT-1	Tai Ping	Woven Axminster	13'2"	Custom	100% Nylon Type 6,6	POLYPROPYLEN E	100% Nylon Type 6,6	Direct Glue	32.7 oz/sy	59.5 oz/sy	ASTM E648 Class I	CRI Green Label Plus	Owner Provided/Contractor Installed

CEILING CODE SCHEDULE										
REV No.	CODE	MFR	MFR NO.	TYPE	COLOR	SIZE	FLAME SPREAD	SUSPENSION SYSTEM	COLOR	REMARKS
	ACT-1	Armstrong	1912HRC Ultima	Tegular Fine Texture	White	24" x 24" x 3/4"	Class A	Suprafine 9/16"	White	

INTERIOR PAINT CODE SCHEDULE							
REV No.	CODE	MFR	COLOR NUMBER	COLOR	TYPE	SHEEN	REMARKS
	P -1	Sherwin-Williams	SW7069	Iron Ore	Alkyd Enamel	Satin	Pre-cast base, as indicated
	P -2	Sherwin-Williams	SW7531	Canvas Tan	Alkyd Enamel	Satin	Gyp. Board Walls, as indicated
	P -3	Sherwin-Williams	SW7005	Pure White	Alkyd Enamel	Satin	Ceilings and Soffits
	P -4	Sherwin-Williams	-	Match Existing	Alkyd Enamel	Satin	Gyp. Board Walls, Color to Match Existing, as indicated in North - South Building

STAIN FINISH CODE SCHEDULE						
REV No.	CODE	MFR	TYPE	COLOR	SHEEN	REMARKS
	ST-1	TBD	TBD	To Match Interior Designer's Control Sample	N/A	Zero or Low VOCs

WALL FINISH CODE SCHEDULE												
REV No.	CODE	MFR	STYLE/ NUMBER	COLOR/ NUMBER	WIDTH	CONTENT	BACKING	WEIGHT	ROLL SIZE	NRC	FLAME SPREAD	REMARKS
	WC-1	Hytex	24 Crespella	39 Loam	54"	Solution Dyed Polyester Staple Fiber	Fused Poly	24 oz	33 Yards	.17 over gypsum board	Class A	To be installed directly to wall substrate

KEY NOTES:

- 097723 FABRIC WRAPPED PANELS
- 099123 INTERIOR PAINTING
- 097200 WALLCOVERING
- 096513.13 RESILIENT BASE
- 092116 GYP BOARD STUD WALL PARTITION

ABBREVIATIONS :

- ACT ACOUSTICAL CEILING TILE
- AWP ACOUSTICAL WALL PANEL
- B RUBBER BASE
- CPT CARPET
- GB GYPSUM BOARD
- P INTERIOR PAINT
- ST WOOD STAIN




205 E. Central Blvd.
Suite 500
Orlando, FL 32801
Phone 407.644.2445
Fax 407.644.0445
www.tjngpartners.com

18 0001073

PROJECT

OCCC NETWORK AND WELLNESS ROOMS
WEST BUILDING
ORANGE COUNTY CONVENTION CENTER
9800 INTERNATIONAL DRIVE
Orlando, FL 32819

SEAL



ISSUED FOR

100% BID DOCUMENTS

PROJECT INFORMATION

PROJECT NUMBER:
76916
DATE:
03/19/2019
SCALE:
N.T.S.
DRAWN BY:
KG
CHECKED BY:
JNK

DRAWING NUMBER

FINISH CODE SCHEDULE AND NOTES

18.100

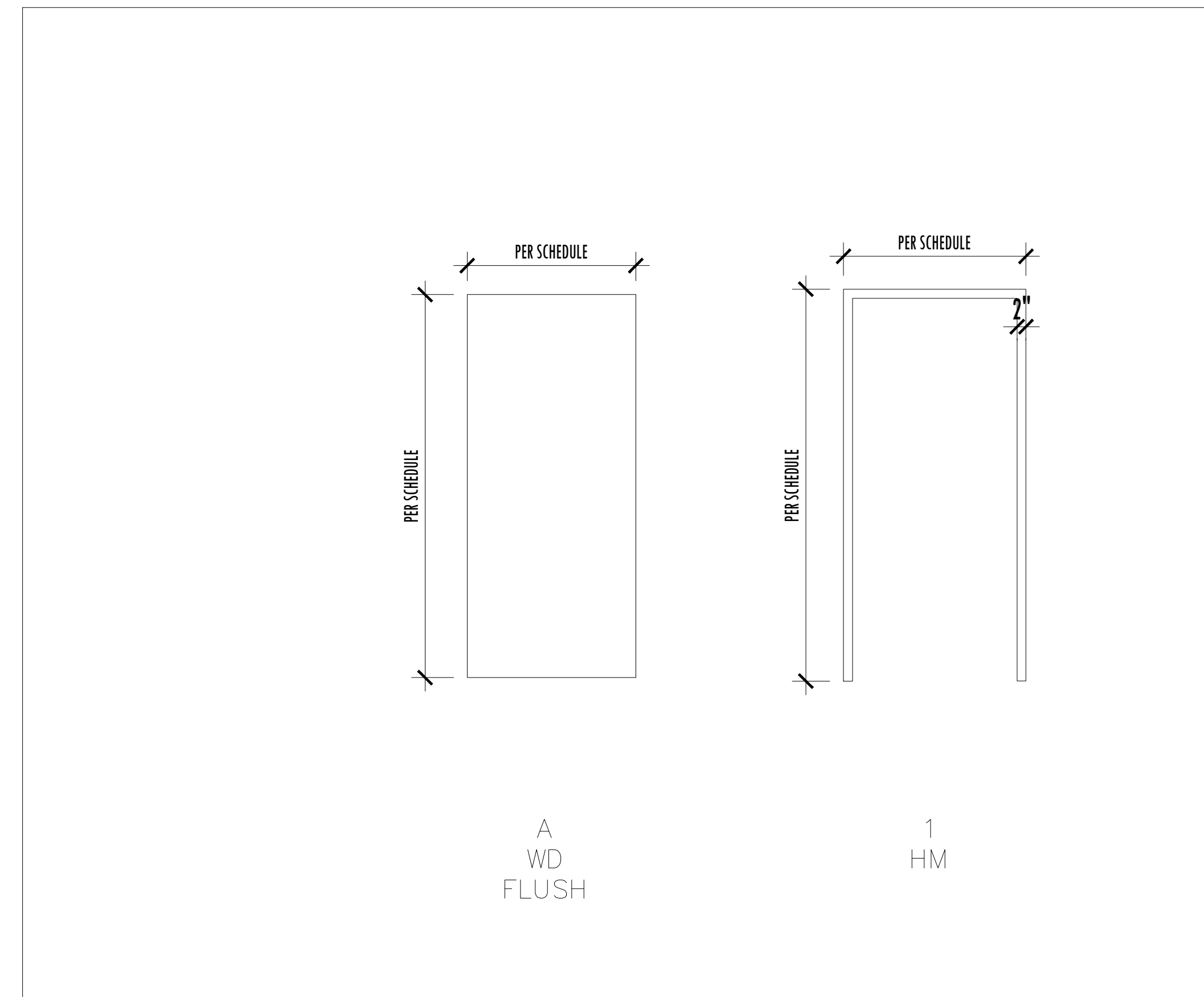
This document is not an architectural or engineering study, drawing, specification, or design and is not to be used for construction of any load-bearing columns, load-bearing framing or walls of structures, or issuance of any building permit, except as otherwise provided by law.

GENERAL NOTES:

1. ALL DEBRIS SHALL BE REMOVED FROM PREMISES AND ALL AREAS SHALL BE KEPT IN A "BROOM CLEAN" CONDITION DAILY.
2. THE GENERAL CONTRACTOR SHALL EXERCISE EXTREME CAUTION IN THIS DEMOLITION AND SHALL REPAIR, AT THEIR COST, ADJACENT CONDITIONS WHICH ARE DAMAGED AS A RESULT OF THIS DEMOLITION.
3. PRIOR TO START OF DEMOLITION, CONTRACTOR SHALL COORDINATE WITH OWNER TO REMOVE ALL FF&E, INCLUDING, BUT NOT LIMITED TO PLANTS, PLANTERS, TRASH RECEPTACLES, FURNITURE, ARTWORK, SCULPTURE.
4. THE GENERAL CONTRACTOR SHALL PROTECT ALL ADJACENT FINISHES THAT SHALL REMAIN. FROM DAMAGE DURING DEMOTION AND CONSTRUCTION.
5. IT SHALL BE THE RESPONSIBILITY OF THE CONTRACTOR TO LOCATE EXISTING UTILITIES WHETHER SHOWN HEREIN OR NOT, AND TO PROTECT THEM FROM DAMAGE. THE CONTRACTOR SHALL BEAR ALL EXPENSE OF REPAIR OR REPLACEMENT OF UTILITIES OR PROPERTY DAMAGED BY OPERATIONS IN CONJUNCTION WITH THE DEMOLITION WORK.
6. THE CONTRACTOR SHALL COORDINATE WITH BUILDING OWNER PRIOR TO START OF ANY DEMOLITION TO REVIEW SPECIAL PROCEDURES, PARKING, BADGING, SECURITY AND ANY OTHER PROCESSES REQUIRED.
7. ALL EXISTING DRYWALL SOFFITS SHALL REMAIN UNLESS OTHERWISE NOTED.
8. DEMOLITION WORK SHALL BE EXECUTED IN CONFORMANCE WITH THE LOCAL BUILDING CODES.
9. THE CONTRACTOR SHALL NOTIFY THE INTERIOR DESIGNER IMMEDIATELY IF INFORMATION IS NOT SHOWN ON THE DRAWINGS OR IS UNCLEAR.
10. THE CONTRACTOR SHALL VERIFY ALL DIMENSIONS, ELEVATIONS AND EXISTING CONDITIONS PRIOR TO STARTING WORK AND REPORT ANY DISCREPANCIES IN WRITING TO THE INTERIOR DESIGNER. ANY WORK INSTALLED IN CONFLICT WITH THE INTERIOR DESIGN DRAWINGS SHALL BE CORRECTED BY THE CONTRACTOR AT HIS EXPENSE.
11. CEILING HEIGHT DIMENSIONS ARE FOR REFERENCE ONLY, ALL CEILING HEIGHTS TO REMAIN AS EXISTING UNLESS OTHERWISE NOTED.
12. THE CONTRACTOR SHALL BE RESPONSIBLE FOR ALL SECURITY OF THE CONSTRUCTION SITE WHILE WORK IS IN PROGRESS, UNTIL WORK IS COMPLETE.
13. IF HAZARDOUS MATERIALS ARE FOUND, ALL WORK SHALL CEASE. THE CONTRACTOR SHALL CONTACT THE OWNER IMMEDIATELY TO DETERMINE THE APPROPRIATE NEXT STEPS FOR REMOVAL.
14. THE CONTRACTOR SHALL COORDINATE WITH OCCC STAFF TO DETERMINE IF FIRE ALARM SYSTEMS ARE TO BE SHUT DOWN OR PROTECTED DURING WORK.
15. ALL SPRINKLER HEADS SHALL BE COVERED TO PROTECT THEM FROM CONSTRUCTION DUST AND PAINT DURING THE PROJECT.
16. ALL MECHANICAL DEVICES SHALL BE COVERED AND SECURED DURING THE DEMOLITION AND INSTALLATION OF NEW CEILING SYSTEMS.
17. ALL SMOKE DETECTORS SHALL BE COVERED TO PROTECT THEM FROM CONSTRUCTION DUST AND PAINT DURING THE PROJECT AND MUST BE TESTED AND SHOWN TO BE IN GOOD WORKING ORDER UPON COMPLETION OF THE PROJECT.
18. CONTRACTOR SHALL REMOVE ALL SPEAKERS, WIRELESS ACCESS POINTS AND OTHER CEILING MOUNTED DEVICES AND COORDINATE WITH OCCC STAFF FOR RE-INSTALLATION OR INSTALLATION OF NEW DEVICES.

INTERIOR DOOR SCHEDULE

	Door								Opening Frame		Hardware	Remarks
	Size			Type	Base Material	Finish Material	Finish Code	Glass Type	Type	Finish Code		
	Width	Height	Thk									
100C	3'-0"	8'-10"	1-3/4"	A	WD	ST	ST-1	N/A	HM	P	ADA HARDWARE WITH VISUAL OCCUPANCY INDICATOR, KEY BYPASS	STAINED TO MATCH INTERIOR DESIGNER'S CONTROL SAMPLE
101C	3'-0"	8'-10"	1-3/4"	A	WD	ST	ST-1	N/A	HM	P	ADA HARDWARE WITH VISUAL OCCUPANCY INDICATOR, KEY BYPASS	STAINED TO MATCH INTERIOR DESIGNER'S CONTROL SAMPLE
200A	3'-0"	8'-10"	1-3/4"	A	WD	ST	ST-1	N/A	HM	P	ADA HARDWARE WITH VISUAL OCCUPANCY INDICATOR, KEY BYPASS	STAINED TO MATCH INTERIOR DESIGNER'S CONTROL SAMPLE
200E	3'-0"	8'-10"	1-3/4"	A	WD	ST	ST-1	N/A	HM	P	ADA HARDWARE WITH VISUAL OCCUPANCY INDICATOR, KEY BYPASS	STAINED TO MATCH INTERIOR DESIGNER'S CONTROL SAMPLE
200F	3'-0"	8'-10"	1-3/4"	A	WD	ST	ST-1	N/A	HM	P	ADA HARDWARE WITH VISUAL OCCUPANCY INDICATOR, KEY BYPASS	STAINED TO MATCH INTERIOR DESIGNER'S CONTROL SAMPLE
200H	3'-0"	8'-10"	1-3/4"	A	WD	ST	ST-1	N/A	HM	P	ADA HARDWARE WITH VISUAL OCCUPANCY INDICATOR, KEY BYPASS	STAINED TO MATCH INTERIOR DESIGNER'S CONTROL SAMPLE
300C	3'-0"	8'-10"	1-3/4"	A	WD	ST	ST-1	N/A	HM	P	ADA HARDWARE WITH VISUAL OCCUPANCY INDICATOR, KEY BYPASS	STAINED TO MATCH INTERIOR DESIGNER'S CONTROL SAMPLE
301C	3'-0"	8'-10"	1-3/4"	A	WD	ST	ST-1	N/A	HM	P	ADA HARDWARE WITH VISUAL OCCUPANCY INDICATOR, KEY BYPASS	STAINED TO MATCH INTERIOR DESIGNER'S CONTROL SAMPLE
400B	3'-0"	8'-10"	1-3/4"	A	WD	ST	ST-1	N/A	HM	P	ADA HARDWARE WITH VISUAL OCCUPANCY INDICATOR, KEY BYPASS	STAINED TO MATCH INTERIOR DESIGNER'S CONTROL SAMPLE



ABBREVIATIONS:

- HM - HOLLOW METAL
- P - PAINT
- ST - STAIN
- WD - WOOD

HARDWARE:

COMMERCIAL GRADE, ADA APPROVED LEVER SET TO MATCH OCCC APPROVED STANDARDS

LOCKSET - ADA APPROVED THUMB LATCH, WITH OCCUPANCY INDICATOR AND KEYED BYPASS




PROJECT

OCCC NETWORK AND WELLNESS ROOMS
 WEST BUILDING
 ORANGE COUNTY CONVENTION CENTER
 9800 INTERNATIONAL DRIVE
 Orlando, FL, 32819

TJNG PARTNERS
 205 E. Central Blvd.
 Suite 500
 Orlando, FL 32801
 Phone 407.644.2445
 Fax 407.644.0445
 www.tjngpartners.com
 18 0001073

SEAL



ISSUED FOR

100% BID DOCUMENTS

PROJECT INFORMATION

PROJECT NUMBER:
 76916
DATE:
 03/19/2019
SCALE:
 N.T.S.
DRAWN BY:
 KG
CHECKED BY:
 JNK

DRAWING NUMBER

INTERIOR DOOR SCHEDULE

18.101

This document is not an architectural or engineering study, drawing, specification, or design and is not to be used for construction of any load-bearing columns, load-bearing framing or walls of structures, or issuance of any building permit, except as otherwise provided by law.