



Orange County Convention Center, 9800 International Drive, Orlando, FL 32819

**ADDENDUM 1**

DOOC #000000196761  
TJNG PARTNERS  
PROJECT #76916  
License # IB 0001073

06 | 28 | 2019



**BOARD OF COUNTY COMMISSIONERS:**

Orange County Mayor Teresa Jacobs  
District 1 Commissioner Betsy Vanderley  
District 2 Commissioner Bryan Nelson  
District 3 Commissioner Pete Clarke

District 4 Commissioner Jennifer Thompson  
District 5 Commissioner Emily Bonilla  
District 6 Commissioner Victoria P. Siplin

**CONSULTANTS**

**Interior Designer:**  
**TJNG Partners, Inc.**  
205 E. Central Blvd. Suite 500  
Orlando, FL 32801  
Tel:(407) 644.2445



## DRAWING SHEET INDEX

SHEET NO.	SHEET NAME	LATEST DATE	ISSUED FOR	COMMENTS
<b>GENERAL</b>				
G0.01	COVER PAGE	06.28.19	ADDENDUM 1	
G0.02	SHEET INDEX	06.28.19	ADDENDUM 1	
G0.03	FURNITURE SPECIFICATIONS	06.28.19	ADDENDUM 1	
G0.04	100% CONSTRUCTION FF&E - TECHNICAL SPECIFICATIONS	06.28.19	ADDENDUM 1	
G0.05	100% CONSTRUCTION FF&E - TECHNICAL SPECIFICATIONS	06.28.19	ADDENDUM 1	
<b>INTERIORS</b>				
I1.002NS	LEVEL 200 NORTH-SOUTH BUILDING OVERALL LEVEL FLOOR PLAN	06.28.19	ADDENDUM 1	
I9.200NS	LEVEL 200 NORTH-SOUTH BUILDING FURNITURE PLAN - AREA 'A'	06.28.19	ADDENDUM 1	
I9.201NS	LEVEL 200 NORTH-SOUTH BUILDING FURNITURE PLAN - AREA 'C'	06.28.19	ADDENDUM 1	
I9.202NS	LEVEL 200 NORTH-SOUTH BUILDING FURNITURE PLAN - AREA 'D'	06.28.19	ADDENDUM 1	
I9.203NS	LEVEL 200 NORTH-SOUTH BUILDING FURNITURE PLAN - AREA 'F'	06.28.19	ADDENDUM 1	
I9.500NS	ENLARGED PLANS	06.28.19	ADDENDUM 1	




205 E. Central Blvd.  
Suite 500  
Orlando, FL 32801  
Phone 407.644.2445  
Fax 407.644.0445  
www.tjngpartners.com

IB 0001073

PROJECT

**OCCC NETWORK AND WELLNESS ROOMS**  
NORTH-SOUTH BUILDING  
ORANGE COUNTY CONVENTION CENTER  
9800 INTERNATIONAL DRIVE  
Orlando, FL 32819

SEAL



Jennifer Nichols Kennedy  
Florida Registered Interior Designer  
FL ID #5031

ISSUED FOR

ADDENDUM 1

PROJECT INFORMATION

PROJECT NUMBER:

**76916**

DATE:

**06/28/2019**

SCALE:

**N.T.S.**

DRAWN BY:

**KG**

CHECKED BY:

**JNK**

DRAWING NUMBER

DRAWING SHEET  
INDEX

**G0.02**

This document is not an architectural or engineering study, drawing, specification, or design and is not to be used for construction of any load-bearing columns, load-bearing framing or walls of structures, or issuance of any building permit, except as otherwise provided by law.

PROJECT


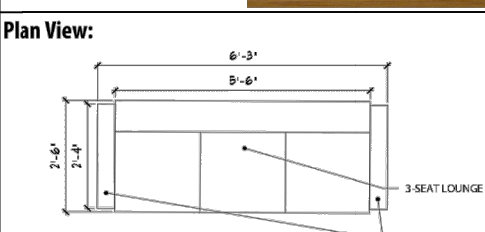
**OCCC NETWORK AND WELLNESS ROOMS**  
 NORTH-SOUTH BUILDING  
 ORANGE COUNTY CONVENTION CENTER  
 9800 INTERNATIONAL DRIVE  
 Orlando, FL 32819

**TJNG PARTNERS** OCCC Network and Wellness Rooms North/South Building Furniture and Fabric Specifications

GANGING HARDWARE FOR CIRCA LOUNGE FURNITURE - TYPICAL		STATE OF FLORIDA CONTRACT NUMBER: 425-001-12-1	
Product code:	R1ns - West Building	Description:	Recliner
Quantity:	6	Location(s):	Wellness Room 1C (2), Wellness Room 2E (1), Wellness Room 3C (2), Wellness Room 4B (1)
<b>PRODUCT INFORMATION</b>		<b>SPECIFICATION TYPE: PRODUCT SPECIFIC</b> BASIS OF DESIGN	
Manufacturer:	Carolina	Contact:	Christina Bracco 407-792-8647
Product name:	Modern Amenity 3-Position Recliner	Style / Product number:	1677
Overall Dimensions:	26.5" w x 33.25" d x 44" h	Photo:	
Description:	Durable Steel Three-Position Recliner Mechanism Upholstered Arms, Seat and Back No Arm Caps Wood Legs		
<b>FINISH AND UPHOLSTERY INFORMATION</b>			
Leg Finish:	Toffee	Seat, Back, and Arms Upholstery:	Relatex Tobley Color: Timber WTL-016 Content: Polyurethane Attributes: Writer's Block Ink Resistant
Plan View:			
*MUST MEET ALL APPLICABLE ANSI / NFPA / IFMA STANDARDS AND REGULATIONS **WARRANTY: MINIMUM WARRANTY REQUIRED			
Model numbers, where available, are for product reference only. All model numbers, finishes, and options must be confirmed with manufacturer to ensure all information is current and valid. **Furniture dealer is responsible for all field verifications prior to ordering			

OCCC Network and Wellness Rooms 1 of 1 R1ns

**TJNG PARTNERS** OCCC Network and Wellness Rooms North/South Building Furniture and Fabric Specifications


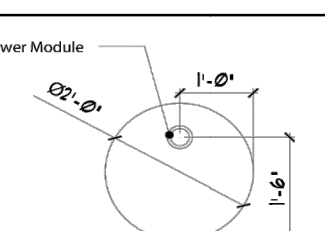
GANGING HARDWARE FOR CIRCA LOUNGE FURNITURE - TYPICAL		STATE OF FLORIDA CONTRACT NUMBER: 425-001-12-1	
Product code:	S1ns - North/South Building	Description:	3-Seat Lounge with 2 Connector Tables
Quantity:	2	Location(s):	Network Room 26 (1), Network Room 2i (1)
<b>PRODUCT INFORMATION</b>		<b>SPECIFICATION TYPE: PRODUCT SPECIFIC</b> BASIS OF DESIGN	
Manufacturer:	Coalesce	Contact:	Hether Stockland 813-781-2043
Product name:	Awair - 3-Seat Sofa with 2 Connector Tables at Each Side	Style / Product number:	Table: 4055E30P0 - Special # CLO45222
Overall Dimensions:	75" w x 30" d x 27" h	Photo:	
3-Seat Lounge Dimensions:	66" w x 30" d x 27" h		
Connector Table Dimensions:	45" w x 30" d x 15.75" h		
Description:	(1) 3-Seat Lounge With Back (2) Connector Tables, Ganged to Sofa - End of Run Application Power in Both Tables, Plug-in One Table		
<b>FINISH AND Upholstery INFORMATION</b>			
Leg Finish - Sofa:	Black Polyurethane Resin	Seat and Back Upholstery - Sofa:	Relatex Tobley Color: Timber WTL-016 Content: Polyurethane Attributes: Writer's Block Ink Resistant
Veneer Finish - Table:	Thin Line Bamboo Veneer on all Table Surfaces Custom Finish STM 310X High Sheen	Style Name/No:	Primo - WC554 Color: Charcoal - 006 Content: 100% Polyester
Plan View:			
*MUST MEET ALL APPLICABLE ANSI / NFPA / IFMA STANDARDS AND REGULATIONS **WARRANTY: MINIMUM WARRANTY REQUIRED			
Model numbers, where available, are for product reference only. All model numbers, finishes, and options must be confirmed with manufacturer to ensure all information is current and valid. **Furniture dealer is responsible for all field verifications prior to ordering			

OCCC Network and Wellness Rooms 1 of 1 S1ns

R1ns RECLINER N.T.S.

S1ns COUNTER STOOL N.T.S.

**TJNG PARTNERS** OCCC Network and Wellness Rooms North/South Building Furniture and Fabric Specifications

GANGING HARDWARE FOR CIRCA LOUNGE FURNITURE - TYPICAL		STATE OF FLORIDA CONTRACT NUMBER: 425-001-12-1	
Product code:	T2ns - North/South Building	Description:	Round Side Table
Quantity:	2	Location(s):	Wellness Room 2E (1), Wellness Room 2H (1)
<b>PRODUCT INFORMATION</b>		<b>SPECIFICATION TYPE: PRODUCT SPECIFIC</b> BASIS OF DESIGN	
Manufacturer:	Carolina	Contact:	Christina Bracco 407-792-8647
Product name:	X80 20" Cylinder Table	Style / Product number:	810-20RD-20
Overall Dimensions:	20" w x 20" d x 20" h	Photo:	
Description:	With 3" Plinth Base Adjustable Levelers Veneer Sides and Top With PS-75 Power Module		
<b>FINISH INFORMATION</b>			
Plinth Finish:	Black Laminate	Veneer Finish - Table:	Toffee
Plan View:			
*MUST MEET ALL APPLICABLE ANSI / NFPA / IFMA STANDARDS AND REGULATIONS **WARRANTY: MINIMUM WARRANTY REQUIRED			
Model numbers, where available, are for product reference only. All model numbers, finishes, and options must be confirmed with manufacturer to ensure all information is current and valid. **Furniture dealer is responsible for all field verifications prior to ordering			

OCCC Network and Wellness Rooms 1 of 1 T2ns

T2ns ROUND SIDE TABLE N.T.S.


**TJNG PARTNERS** OCCC Network and Wellness Rooms North/South Building Furniture and Fabric Specifications

GANGING HARDWARE FOR CIRCA LOUNGE FURNITURE - TYPICAL		STATE OF FLORIDA CONTRACT NUMBER: 425-001-12-1	
Product code:	T4ns - North/South Building	Description:	Round Side Table
Quantity:	4	Location(s):	Network Room 26 (2), Network Room 2i (2)
<b>PRODUCT INFORMATION</b>		<b>SPECIFICATION TYPE: PRODUCT SPECIFIC</b> BASIS OF DESIGN	
Manufacturer:	Carolina	Contact:	Christina Bracco 407-792-8647
Product name:	X80 20" Cylinder Table	Style / Product number:	810-20RD-20
Overall Dimensions:	20" w x 20" d x 20" h	Photo:	
Description:	With 3" Plinth Base Adjustable Levelers Veneer Sides and Top No Power		
<b>FINISH INFORMATION</b>			
Plinth Finish:	Black Laminate	Veneer Finish - Table:	Toffee
Plan View:			
*MUST MEET ALL APPLICABLE ANSI / NFPA / IFMA STANDARDS AND REGULATIONS **WARRANTY: MINIMUM WARRANTY REQUIRED			
Model numbers, where available, are for product reference only. All model numbers, finishes, and options must be confirmed with manufacturer to ensure all information is current and valid. **Furniture dealer is responsible for all field verifications prior to ordering			

OCCC Network and Wellness Rooms 1 of 1 T4ns

T4ns ROUND COFFEE TABLE N.T.S.


**TJNG PARTNERS** OCCC Network and Wellness Rooms North/South Building Furniture and Fabric Specifications

GANGING HARDWARE FOR CIRCA LOUNGE FURNITURE - TYPICAL		STATE OF FLORIDA CONTRACT NUMBER: 425-001-12-1	
Product code:	L1ns - North/South Building	Description:	Floor Lamp
Quantity:	2	Location(s):	Wellness Room 2E (1), Wellness Room 2H (1)
<b>PRODUCT INFORMATION</b>		<b>SPECIFICATION TYPE: PRODUCT SPECIFIC</b> BASIS OF DESIGN	
Manufacturer:	Arkansas Lighting	Contact:	Sean Bushman (813) 963-9328
Product name:	Floor Lamp	Style / Product number:	60537
Overall Dimensions:	Lamp: 40" h, Base: 10" dia, Harp: 8.5" Shade: 12" x 10" x 5"	Photo:	
Description:	Brushed Nickel with Espresso Accent Ring Convenience Outlet Medium Base Socket Power Cord: 10' Silver usable 45° Cord Switch: On/Off push thru socket switch		
<b>FINISH INFORMATION</b>			
Shade Material:	White Linen	Lamp Fixture Finish:	Brushed Nickel with Espresso Accent Ring
*MUST MEET ALL APPLICABLE ANSI / NFPA / IFMA STANDARDS AND REGULATIONS **WARRANTY: MINIMUM WARRANTY REQUIRED			
Model numbers, where available, are for product reference only. All model numbers, finishes, and options must be confirmed with manufacturer to ensure all information is current and valid. **Furniture dealer is responsible for all field verifications prior to ordering			

OCCC Network and Wellness Rooms 1 of 1 L1ns

L1ns FLOOR LAMP N.T.S.

SEAL



ISSUED FOR

ADDENDUM 1

PROJECT INFORMATION

PROJECT NUMBER:  
**76916**  
 DATE:  
**06/28/2019**  
 SCALE:  
**N.T.S.**  
 DRAWN BY:  
**KG**  
 CHECKED BY:  
**JNK**

DRAWING NUMBER

FURNITURE SPECIFICATIONS  
**G0.03**

This document is not an architectural or engineering study, drawing, specification, or design and is not to be used for construction of any load-bearing columns, load-bearing framing or walls of structures, or issuance of any building permit, except as otherwise provided by law.

PROJECT

**OCCC NETWORK AND WELLNESS ROOMS**  
**NORTH-SOUTH BUILDING**  
**ORANGE COUNTY CONVENTION CENTER**  
9800 INTERNATIONAL DRIVE  
Orlando, FL, 32819

Orange County Convention Center  
OCCC Network and Wellness Rooms – FF&E  
North/South Building

Table of Contents  
Section 001.0

**ORANGE COUNTY CONVENTION CENTER**  
**OCCC NETWORK AND WELLNESS ROOMS**  
**NORTH/SOUTH BUILDING**

**ADDENDUM 1**  
**FURNITURE, FIXTURES, AND EQUIPMENT**  
**TECHNICAL SPECIFICATIONS**

Table of Contents  
TJNG Project - 76916

001 - 1  
Addendum 1

Orange County Convention Center  
OCCC Network and Wellness Rooms – FF&E  
North/South Building

Table of Contents  
Section 001.0

**TABLE OF CONTENTS**

**DIVISION 1 – General Requirements Sheets**

001.0	Table of Contents	1-2
002.0	General Specifications	1-2
003.0	Technical Specifications	1-3
004.0	Samples, Submissions, and Mockups	1-3
005.0	Product Specification Index	1
006.0	Product Specification Sheets	1-5

**DIVISION 2 – Furnishings**

<u>Index of Drawings</u>		
G0.01	Cover Page	
G0.02	Sheet Index	
G0.03	Furniture Specifications	
G0.04	100% Bid FF&E – Technical Specifications	
G0.05	100% Bid FF&E – Technical Specifications	

I1.002NS	Level 200 North/South Building Overall Level Floor Plan
I9.200NS	Level 200 West Building Furniture Plan – Area 'C'
I9.201NS	Level 200 West Building Furniture Plan – Area 'F'
I9.202NS	Level 200 West Building Furniture Plan – Area 'A'
I9.203NS	Level 200 West Building Furniture Plan – Area 'D'
I9.204NS	Enlarged Plans

Table of Contents  
TJNG Project - 76916

001 - 2  
Addendum 1

Orange County Convention Center  
OCCC Network and Wellness Rooms – FF&E  
North/South Building

Technical Specifications  
Section 003.0

**UPHOLSTERY FABRIC**

As noted elsewhere in this Contract Document, the Specified FF&E Product that is to be upholstered, has been specified in the Product Specification Sheets together with the specified fabric, vinyl, or leather that the Dealer shall either (a) purchase from the specified fabric, vinyl, or leather supplier and have shipped to the furniture manufacturer(s), or alternatively (b) purchase all inclusive (furniture and fabric) from the furniture manufacturer(s).

The quantity of the yardage (of fabric) or identified in the Interior Designer's Product Specification Sheets, has been derived from the various manufacturers' price lists and catalog pages, however, frequently this quantity is stated by the various manufacturer(s) for just one-off pattern cuttings and therefore may be no more or no less yardage that will be required to pattern cut the quantity of upholstery specified in the Contract Documents. Because the cost of the fabric is a significant percentage of the overall cost of the individual furniture items, the Dealer shall verify the actual yardage (of fabric) required to upholster the specified furniture items.

The Dealer is further advised that frequently the Furniture Manufacturers will request more fabric yardage than is required to cut the given upholstery pattern and also frequently more fabric yardage than may be required to cut a quantity of the same upholstery pattern. Accordingly, the Dealer shall request from the Furniture Manufacturer the specific yardage requirement from each Furniture Manufacturer for each line item of upholstered furniture Product in this Specification.

The Interior Designer recommend the Dealer request a shop drawing from the furniture manufacturer(s) to verify the pattern cutting and therefore (a) the minimum quantity of fabric, vinyl or leather required (b) with respect to the specified fabrics and vinyl, the minimum width of the fabric or vinyl (on the "roll"). This review by the Dealer will also verify that multiple pattern cuttings from the same piece of fabric, for the same pieces of upholstery furniture will result in an upholstery process so that pattern matching can be achieved furniture item-by-furniture item. In this manner, every like piece of upholstered furniture will look alike with respect to the location of the pattern on the piece of upholstered furniture. This is the Design Intent. If either the Dealer or the various manufacturers have any questions with respect to this Design Intent of pattern matching, the Dealer shall provide a shop drawing or mock-up for review by the Interior Designer.

It is the Design Intent that all upholstered furniture specified herein shall look alike furniture item-by-furniture item. To achieve this all patterns shall be applied (upholstered) to the furniture all in the same location, direction and manner, but each of the various types of fabrics, vinyl's and leathers must be manufactured from one production run and one dye lot. Accordingly, the Dealer shall stipulate in its orders to (a) the fabric vinyl and leather suppliers and (b) to the various furniture manufacturers, that all the specified individual fabrics, vinyl's and leathers must be supplied from one production run and from the same dye lot.

Technical Specifications  
TJNG Project - 76916

003 - 2  
Addendum 1

Orange County Convention Center  
OCCC Network and Wellness Rooms – FF&E  
North/South Building

General Specifications  
Section 002.0

**GENERAL SPECIFICATIONS**

**A. DEFINITIONS**

For reference the following definitions explain specific terms used throughout these General Specifications:

1. The Furniture Fixtures and Equipment's (FF&E) Specifications consist of these Instructions, the Scope of Work, the General Specifications, Product Specification Sheets, the Referenced Drawings, Codes, Ordinances and Industry Standard Reference Specifications and Testing Criteria, including all modifications, amendments, or addenda thereof incorporated in the documents before executions. These documents all together, comprise the Furniture Fixtures and Equipment (FF&E) for Orange County Convention Center – West Building.
2. The term "Owner" shall designate Orange County Convention Center (abbreviated as OCCC), 9800 International Drive, Orlando, FL 32819.
3. The term "Operator" shall designate Orange County Convention Center (abbreviated as OCCC), 9800 International Drive, Orlando, FL 32819. (contact: Vicki Weaver, Project Manager, Capital Planning, (407) 685-5165, Vicki.Weaver@occc.net)
4. The term "Interior Designer" shall designate TJNG Partners, Inc., 205 E Central Blvd., Suite 500, Orlando, FL 32801 (contact: Jennifer Kennedy, Partner + Interior Designer, 407.644.2445, jkennedy@tjng.com)
5. The term "Dealer" shall designate the furniture dealership chosen by the Orange County Procurement upon completion of the bidding process.
6. Whenever in the Specifications the words "as required," "acceptable," "satisfactory," or words of like import are used with reference to the work or its performance and without further qualifications, it shall mean as approved, as directed, as required in the Interior Designer's and Owner's sole discretions, and acceptable, satisfactory, etc., to the Owner and/or the Interior Designer. The term "approved" or approval means written approval of the Interior Designer of the Owner.

**B. GENERAL SPECIFICATIONS**

Orange County Convention Center – West Building is an existing structure comprised of three stories of meeting rooms, corridors, concourses, public spaces, exhibit halls, and back of house support areas.

This property is operated and managed by Orange County Convention Center and their employees and occupied by guests of various events and meetings on a 24-hour basis. In general, this facility receives heavy use and occupancy by guests, including children, and individuals with disabilities. Accordingly, all furniture, fixtures, and equipment provided under this contract shall be suitable for this intended use.

**C. SITE VERIFICATION**

After the Bidder is selected by the Owner, the Bidder is required to perform a site verification prior to the order of the FF&E Product. The site verification will ensure that all FF&E Product selections will appropriately fit, meet the needs of the Owner, as well as determine the route installers will follow on the day of delivery and install of the FF&E Product.

General Specifications  
TJNG Project - 76916

002 - 1  
Addendum 1

Orange County Convention Center  
OCCC Network and Wellness Rooms – FF&E  
North/South Building

Technical Specifications  
Section 003.0

**PACKING, MARKING AND DELIVERY OF FF&E PRODUCT**

1. All materials shall be delivered to the Project in accordance with these FF&E Specifications Documents.
2. The Owner directs that Specified FF&E Product is to be initially delivered to a warehouse, and the FF&E Product shall be stored in original, undamaged packages and containers, inside a well-ventilated area protected from weather, moisture, soiling, extreme temperatures, humidity, laid flat, blocked off ground to prevent sagging and warping. The temperature in the warehouse storage area and throughout the project site during storage and installation of the Specified FF&E Product shall be above 65 degrees Fahrenheit but less than 85 degrees Fahrenheit and below 65% relative humidity but above 35% relative humidity.
3. The Dealer shall supply appropriate covering as required to protect the delivered and installed FF&E Product until final acceptance by the Owner. At the completion of the work, in each particular area or room of the project, the coverings shall be removed, the work areas vacuum cleaned, and the area left in perfect condition to the satisfaction of the Owner and the Interior Designer.
4. "Shrink Wrap" shall not be used for furniture coverings since their removal, after final acceptance by the Owner might cause damage to the furniture. Only clear plastic furniture wrappings, bags, or throw coverings shall be used for this purpose.

**WARRANTY AND TOUCH UP:**

The Dealer shall provide all warranty and maintenance data to the Owner. The Dealer shall clearly understand the expected use and occupancy of OCCC. Sections shall be a heavy public use on a daily basis, include (a) heavy foot traffic, (b) coffee staining, (c) cart rolling, (d) compression of lounge furniture legs on floor finishes and other potential damages.

The Owner will follow the Manufacturer's, Supplier's, and Vendor's maintenance and cleaning recommendations. However, absent specific recommendations, the Owner will use and maintain the Installed FF&E Product items following normally accepted systems and procedures.

Any and all Warranty replacements, repairs or corrections to defective Work and materials, are to be coordinated by the Owner's FF&E Purchasing Agent and scheduled at the convenience of the Owner.

Technical Specifications  
TJNG Project - 76916

003 - 3  
Addendum 1

Orange County Convention Center  
OCCC Network and Wellness Rooms – FF&E  
North/South Building

General Specifications  
Section 002.0

**D. SPECIFICATIONS**

The Product Specifications Sheets that form an integral part of these Contract Documents describe the specified FF&E Products as manufactured by the specified manufacturer (either as a standard product or an adjustment or modification to a standard product). Additional approved manufacturers are also listed who manufacture the same or similar products as the specified manufacturer.

**E. NON-PROPRIETARY SPECIFICATIONS**

Product Specifications Sheets for non-proprietary FF&E Product, such additional furniture items indicate a specific manufacturer, are also an integral part of these Contract Documents. The Dealer shall provide competitive pricing for these items and shall require that these products meet the plans and specifications.

**F. PUNCH LISTING**

It shall be the Dealer's responsibility to order, deliver and install the specified FF&E Product into the individual identified areas shown on the Interior Designer's coded occupancy plans and these Contract Documents and to punch list this installation, relying upon the Interior Designer's Design Intent and the Owner's level of overall and individual product-by-product quality and reliability expectations.

The Dealer shall prepare and provide to the Owner a detailed punch list of each individual item delivered and installed therein, product-by-product and when this punch list is completed (and the installed FF&E Product is punch listed and repaired, touched-up or replaced as needed) and any damage caused during installation to the fit and finish of the convention center areas have been touched up and repaired, to verify to the Owner that the convention center areas meet or exceed the level of quality and reliability required by the Owner.

Both the Interior Designer and the Dealer shall be jointly responsible to the Owner for the punch listing of the ordered, delivered and installed FF&E Product within the Orange County Convention Center. In this regard, the Interior Designer shall review the installed FF&E Product for compliance with these Contract Documents and Design Intent, while the Hospitality FF&E Purchasing shall review the installed FF&E Product for manufacturer's defects, technical and code compliance requirements, fit and finish and collateral damage to surrounding finished interior architectural surfaces caused during the FF&E Product installation process under the direct supervision and control of the Dealer. The resulting coordinated punch list shall be completed and issued to the Owner by the Interior Designer. The Dealer shall prepare the form of this joint punch.

General Specifications  
TJNG Project - 76916

002 - 2  
Addendum 1

Orange County Convention Center  
OCCC Network and Wellness Rooms – FF&E  
North/South Building

Samples, Submissions, and Mockups  
Section 004.0

**SAMPLES, SUBMISSIONS AND MAINTENANCE RECOMMENDATIONS**

**MANUFACTURER'S DATA**

The Dealer shall submit to the Owner with its order confirmation documents, three (3) copies of Manufacturer's, Vendor's, and Supplier's catalog pages or photographs and related technical and descriptive specifications for each of specified FF&E Product item. The Dealer shall arrange these catalog pages, photographs and related technical and descriptive specifications in the same order as found in the Interior Designer's Product Specification Sheets. These Manufacturer's, Vendor's, and Supplier's catalog pages or photographs and related technical and descriptive specification shall be submitted to the Owner bound in loose leaf three-ring binders with the project's name and the Dealer's name and address identified on the cover of each binder.

**SAMPLES AND SHOP DRAWINGS**

The Dealer shall submit to the Owner's Project Manager, in accordance with the requirements of the Contract Documents, first a Sample and Shop Drawing Log, listing each sample and each shop drawing required by the Interior Designer's Contract Documents, together with the date these samples and shop drawings are expected to be submitted to the Owner's Project Manager. Thereafter, according to this Log and Schedule, the Dealer shall submit to the Owner's Project Manager, three (3) sets of prints and of reproducible detailed shop drawings, indicating all required specified (special, custom or semi-custom) Hospitality FF&E items of Product and other details as required by the Interior Designer's Contract Document's.

The Dealer shall retain a Log with either the originals or reproducible copies of each shop drawing submitted. The Interior Designer shall thereafter provide to the Project Manager, first with the sample and shop drawing Log and then thereafter with the individual shop drawings as they are received, and time-date stamped in by the Interior Designer. The Interior Designer shall also coordinate the Dealer as to maintain the schedule the Dealer has set forth in the Log.

The Interior Designer shall review and comment on the shop drawings received from the Project Manager, who shall in turn coordinate the Interior Designer's comments (and related red-line sketches on the submitted reproducible shop drawing documents) with the Dealer and any other trades that may be required to coordinate the delivery and installation of the specified Hospitality FF&E Product. The Interior Designer shall maintain a file of these reviewed and "red-lined" shop drawings.

If the Interior Designer's comment is "to re-submit" after revision, the Interior Designer will coordinate with the Dealer to adjust the shop drawing log and expedited the requested revisions until the Interior Designer has reviewed with no further comment "accepted" the re-submitted shop drawing(s).

Acceptance in this manner is not intended to place the Interior Designer in a position of product liability or to in any other way imply that the Interior Designer is assuming the role of the product's industrial design or manufacturing. Further, the Interior Designer is not by this review process undertaking any of the means, methods and related safety and security roles and responsibilities of the Owner's Project Manager or the Dealer.

Samples, Submissions, and Mockups  
TJNG Project - 76916

004 - 1  
Addendum 1

SEAL

Jennifer Nichols Kennedy  
Florida Registered Interior Designer  
FL ID #5031

ISSUED FOR

ADDENDUM 1

PROJECT INFORMATION

PROJECT NUMBER:

76916

DATE:

06/28/2019

SCALE:

N.T.S.

DRAWN BY:

KG

CHECKED BY:

JNK

DRAWING NUMBER

100% CONSTRUCTION FF&E  
SPECS - TECHNICAL SPECS

**G0.04**

This document is not an architectural or engineering study, drawing, specification, or design and is not to be used for construction of any load-bearing columns, load-bearing framing or walls of structures, or issuance of any building permit, except as otherwise provided by law.




205 E. Central Blvd.  
Suite 500  
Orlando, FL 32801  
Phone 407.644.2445  
Fax 407.644.0445  
www.tjngpartners.com

18 0001073

PROJECT

**OCCC NETWORK AND WELLNESS ROOMS**  
**NORTH-SOUTH BUILDING**  
**ORANGE COUNTY CONVENTION CENTER**  
9800 INTERNATIONAL DRIVE  
Orlando, FL, 32819

SEAL



ISSUED FOR

ADDENDUM 1

PROJECT INFORMATION

**PROJECT NUMBER:**  
**76916**  
**DATE:**  
**06/28/2019**  
**SCALE:**  
**N.T.S.**  
**DRAWN BY:**  
**KG**  
**CHECKED BY:**  
**JNK**

DRAWING NUMBER

**100% CONSTRUCTION FF&E  
SPECS - TECHNICAL SPECS**

**G0.05**

This document is not an architectural or engineering study, drawing, specification, or design and is not to be used for construction of any load-bearing columns, load-bearing framing or walls of structures, or issuance of any building permit, except as otherwise provided by law.

Orange County Convention Center  
OCCC Network and Wellness Rooms – FF&E  
North/South Building

Samples, Submissions, and Mockups  
Section 004.0

**SAMPLE SUBMISSION**

The Dealer shall submit to the Project Manager, in accordance with the requirements of the Contract Documents, three (3) samples of each type of material or finish, in each specified color, grade, weight, texture, backing, and construction, specified by the Interior Designer. The Dealer shall also submit three (3) copies of Shop Drawings to the Interior Designer of the FF&E Product from the approved list of manufactures. These samples and shop drawings shall represent actual product samples and shop drawings of textiles that shall conform to the codes and regulations as required herein. Samples must be labeled on the back, designating color, quality, manufacturer, project, Interior Designer's specification item, and area of installation. The samples should be clearly labeled as follows: labels shall either be folded and stapled to the textile sample or if glued to the sample, then the label shall be die cut to allow for at least a 3"x3" open area so that the Interior Designer can touch the sample for feel, without feeling the label or the glue used to affix the label to the sample.

The Interior Designer's review and acceptance of samples and shop drawings shall be for appearance, design, color, quality, texture, surface finish, grain, weave and pattern and design. The Interior Designer shall notify the Owner's Project Manager in writing that samples have been received and reviewed. The Owner's Project Manager will then communicate acceptance of the samples to the Interior Designer. Compliance with all other technical and testing requirements of the materials is the exclusive responsibility of the Dealer.

The Dealer shall not proceed with or cause manufacture of items until submitted samples are reviewed by the Owner and Interior Designer.

The Interior Designer shall reserve the right to reject any samples or shop drawings that in their opinion, is not consistent with the design intent or does not satisfy the construction or appearance characteristics. If samples or shop drawings are rejected by the Interior Designer, the Dealer shall submit addition samples and shop drawings as required by the Interior Designer.

All samples and shop drawings shall be reviewed by the Interior Designer under natural daylight and under the same (electric) ambient light condition and color temperature as will be installed at the project.

Samples, Submissions, and Mockups  
TJNG Project - 76916

004 - 2  
Addendum 1

Orange County Convention Center  
OCCC Network and Wellness Rooms – FF&E  
North/South Building

Samples, Submissions, and Mockups  
Section 004.0

**MAINTENANCE RECOMMENDATIONS**

As an important part of the sample and shop drawing project management process, the Dealer shall provide the Owner with the various Manufacturers', Vendors' and Suppliers' maintenance and cleaning instructions.

- a. The Dealer shall submit to the Owner, OCCC, three copies (bound in a three-ring loose leaf binder) of all the Manufacturers', Vendors', and Suppliers' printed instructions for maintenance of the specified, delivered and installed FF&E Product, including methods and frequency recommended for maintaining optimum conditions under anticipated traffic and use conditions. Include precautions against materials and methods that may be detrimental to finishes and performance.
- b. The instructions shall cover such data as cleaning solutions or products for various types of stains, methods of applications, and methods that should be avoided, etc.
- c. Prior to completion of the installation, the Dealer shall schedule a seminar for the Owner's staff to include installation, repair, adjustment, and similar procedures, and cleaning equipment recommendations, chemicals, and cleaning techniques to properly maintain the specified, delivered and installed FF&E Product and its brand-new appearance and to assure maximum wear-life.

Samples, Submissions, and Mockups  
TJNG Project - 76916

004 - 3  
Addendum 1

Orange County Convention Center  
OCCC Network and Wellness Rooms – FF&E  
North/South Building

Product Specification Index  
Section 005.0

**PRODUCT SPECIFICATION INDEX**

The FF&E Product specified by the Interior Designer for the Orange County Convention Center – North-South Building Concourse Seating is set forth in the following individual Product Specification Sheets as follows:

R1ns	3-Position Recliner
T2ns	Round Side Table, Powered
L1ns	Floor Lamp
S1ns	Modular Sofa and Table (Ganging) – (1) 3-Seat Lounge, (2) Connector Table
T4ns	Round Side Table, NON-Powered

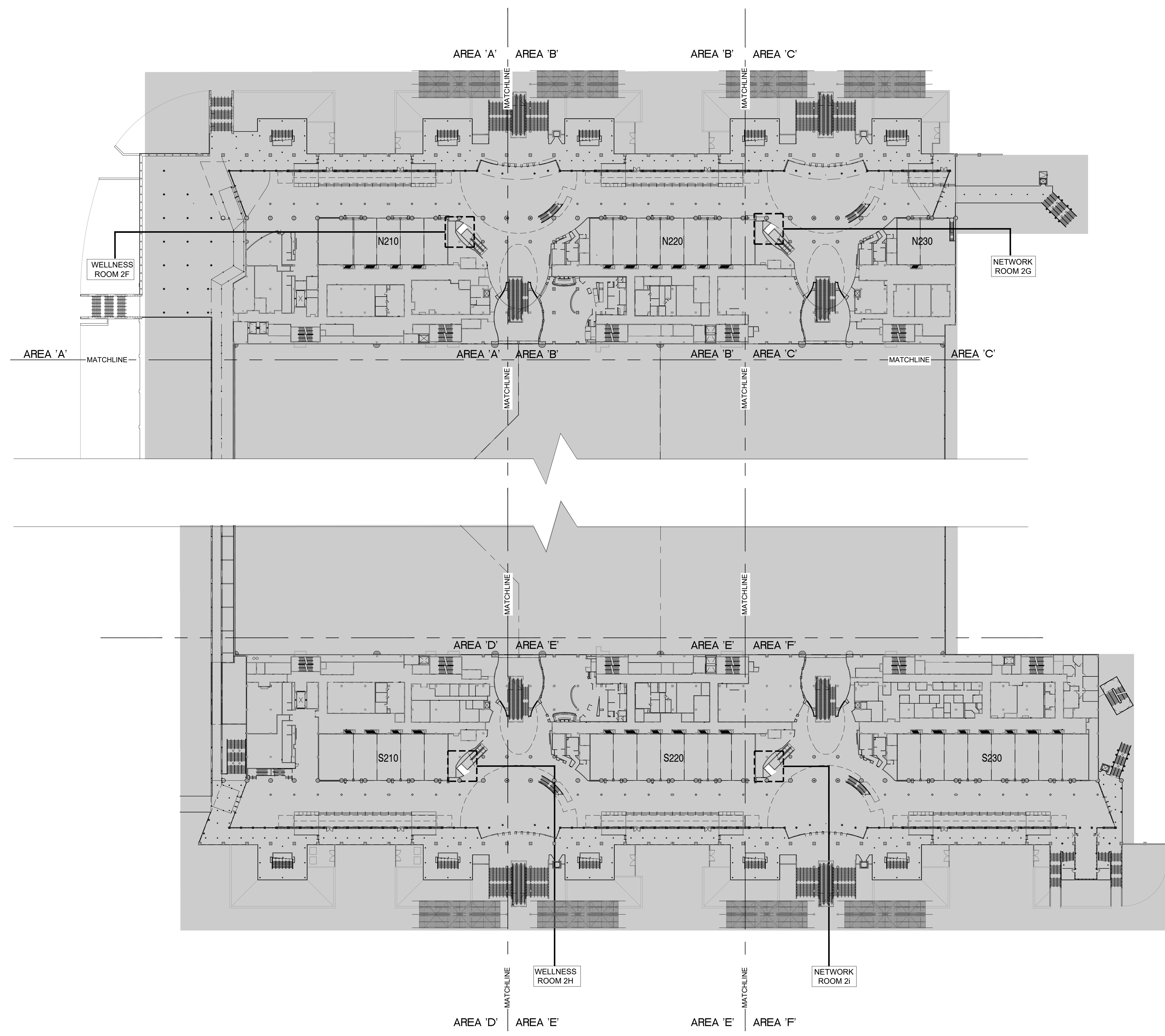
The attached Product Specification Sheets and Interior Designer's Schedule and Quantity take off are intended to correspond to the quantities of FF&E Product illustrated on the Coded Drawing plans item-by-item. However, it is the Bidder's responsibility to review and coordinate these quantities take offs prepared by the Interior Designer with the Bidder's own take off and to thereafter (a) review and coordinate any discrepancies with the Owner and the Interior Designer while (b) taking full responsibility to prepare Purchase orders for the Owner accounting for the quantities of FF&E Product illustrated on the Coded Drawing Plans.

Product Specification Index  
TJNG Project - 76916


005 - 1  
Addendum 1

PROJECT

**OCCC NETWORK AND WELLNESS ROOMS**  
NORTH-SOUTH BUILDING  
ORANGE COUNTY CONVENTION CENTER  
9800 INTERNATIONAL DRIVE  
Orlando, FL 32819



SEAL



ISSUED FOR

ADDENDUM 1

PROJECT INFORMATION

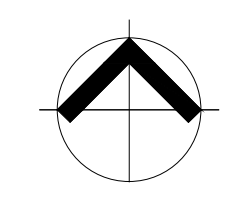
PROJECT NUMBER:  
**76916**  
DATE:  
**06/28/2019**  
SCALE:  
**1/64"=1'-0"**  
DRAWN BY:  
**KG**  
CHECKED BY:  
**JNK**

DRAWING NUMBER

LEVEL 200 NORTH/SOUTH BUILDING  
OVERALL LEVEL FLOOR PLAN

**I1.002NS**

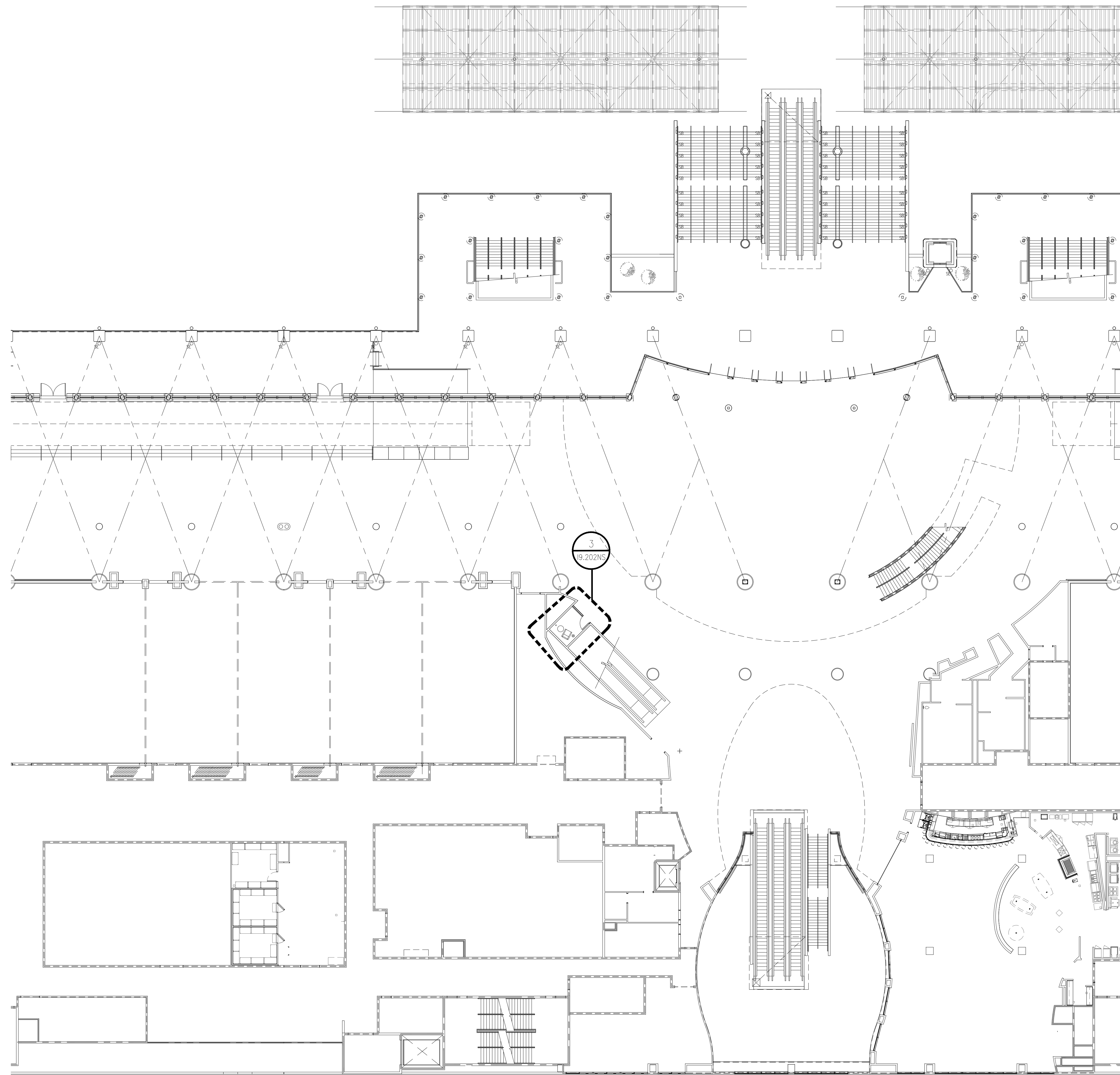
This document is not an architectural or engineering study, drawing, specification, or design and is not to be used for construction of any load-bearing columns, load-bearing framing or walls of structures, or issuance of any building permits, except as otherwise provided by law.




PLAN NORTH

PROJECT

**OCCC NETWORK AND WELLNESS ROOMS**  
NORTH-SOUTH BUILDING  
ORANGE COUNTY CONVENTION CENTER  
9800 INTERNATIONAL DRIVE  
Orlando, FL 32819



SEAL



ISSUED FOR

ADDENDUM 1

- 2
- 3
- 4

PROJECT INFORMATION

PROJECT NUMBER:  
**76916**  
DATE:  
**06/28/2019**  
SCALE:  
**1/16"=1'-0"**  
DRAWN BY:  
**KG**  
CHECKED BY:  
**JNK**

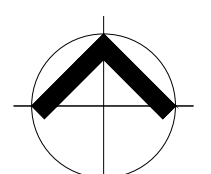
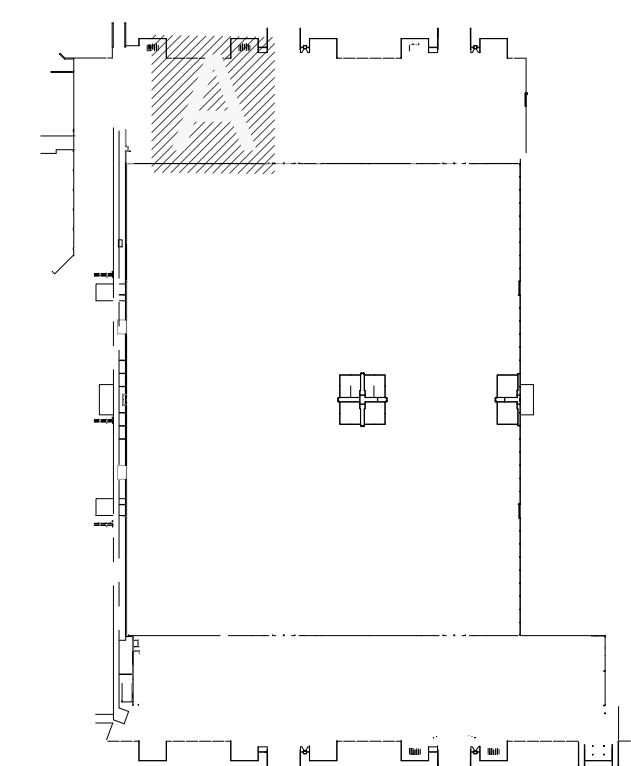
DRAWING NUMBER

LEVEL 200 NORTH/SOUTH BUILDING  
AREA 'A'

**19.200NS**

This document is not an architectural or engineering study, drawing, specification, or design and is not to be used for construction of any load-bearing columns, load-bearing framing or walls of structures, or issuance of any building permit, except as otherwise provided by law.

KEY PLAN:



PLAN NORTH

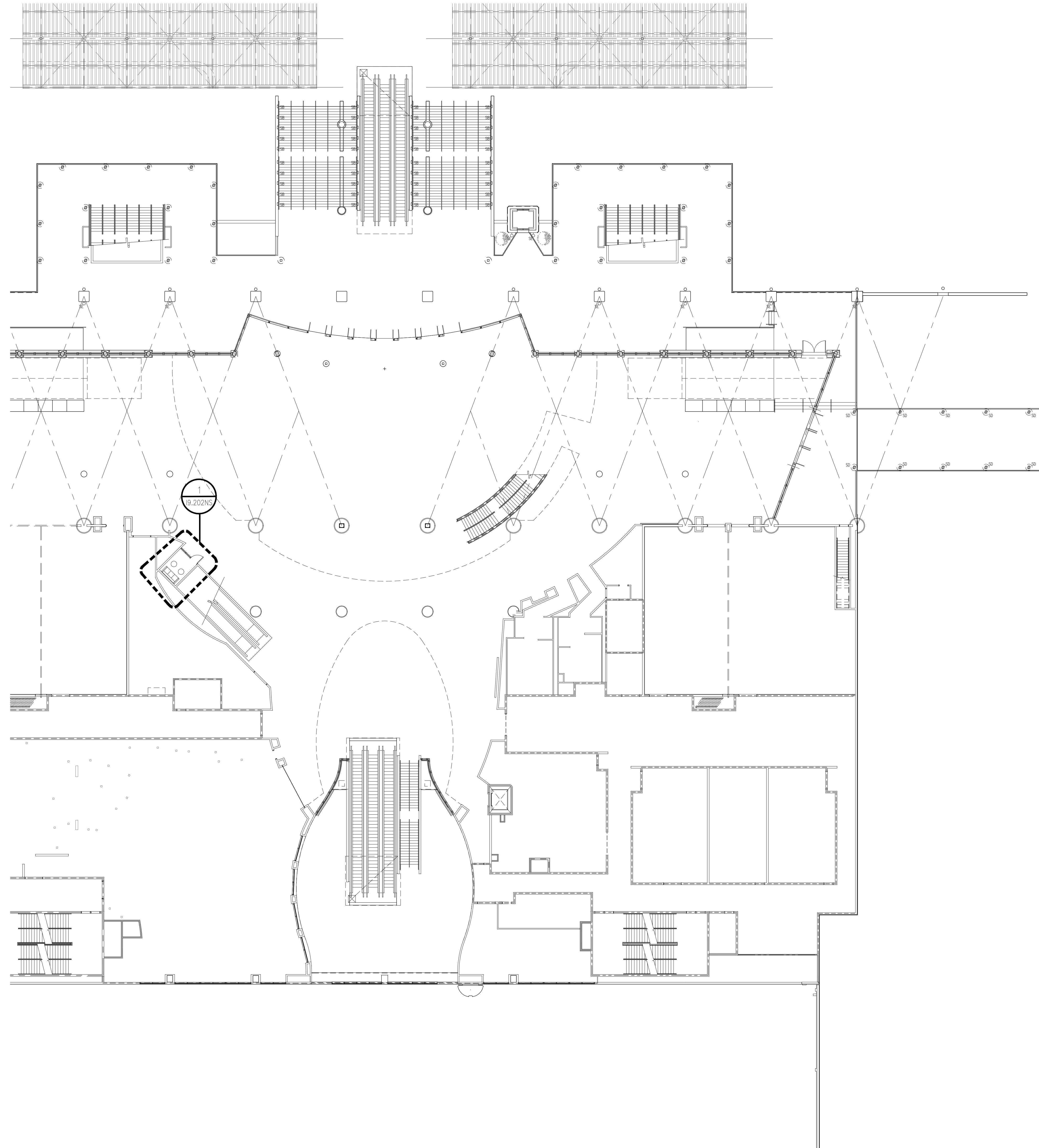
1

LEVEL 200 NORTH/SOUTH BUILDING - AREA 'A'


1/16" = 1'-0"

PROJECT

**OCCC NETWORK AND WELLNESS ROOMS**  
NORTH-SOUTH BUILDING  
ORANGE COUNTY CONVENTION CENTER  
9800 INTERNATIONAL DRIVE  
Orlando, FL 32819



SEAL



ISSUED FOR

ADDENDUM 1

- 2
- 3
- 4

PROJECT INFORMATION

PROJECT NUMBER:  
**76916**  
DATE:  
**06/28/2019**  
SCALE:  
**1/16"=1'-0"**  
DRAWN BY:  
**KG**  
CHECKED BY:  
**JNK**

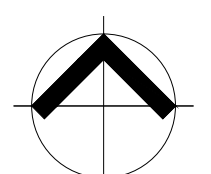
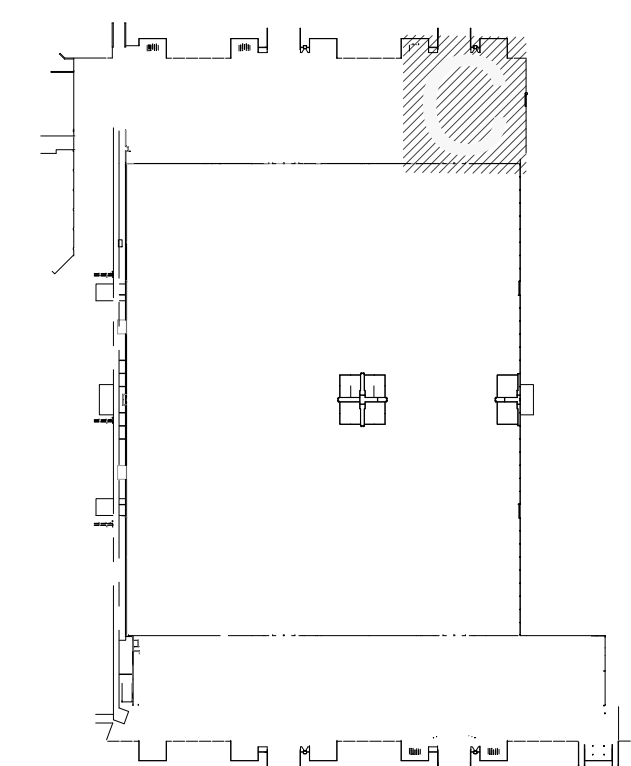
DRAWING NUMBER

LEVEL 200 NORTH/SOUTH BUILDING  
AREA 'C'

**19.201NS**

This document is not an architectural or engineering study, drawing, specification, or design and is not to be used for construction of any load-bearing columns, load-bearing framing or walls of structures, or issuance of any building permit, except as otherwise provided by law.

KEY PLAN:



PLAN NORTH

1

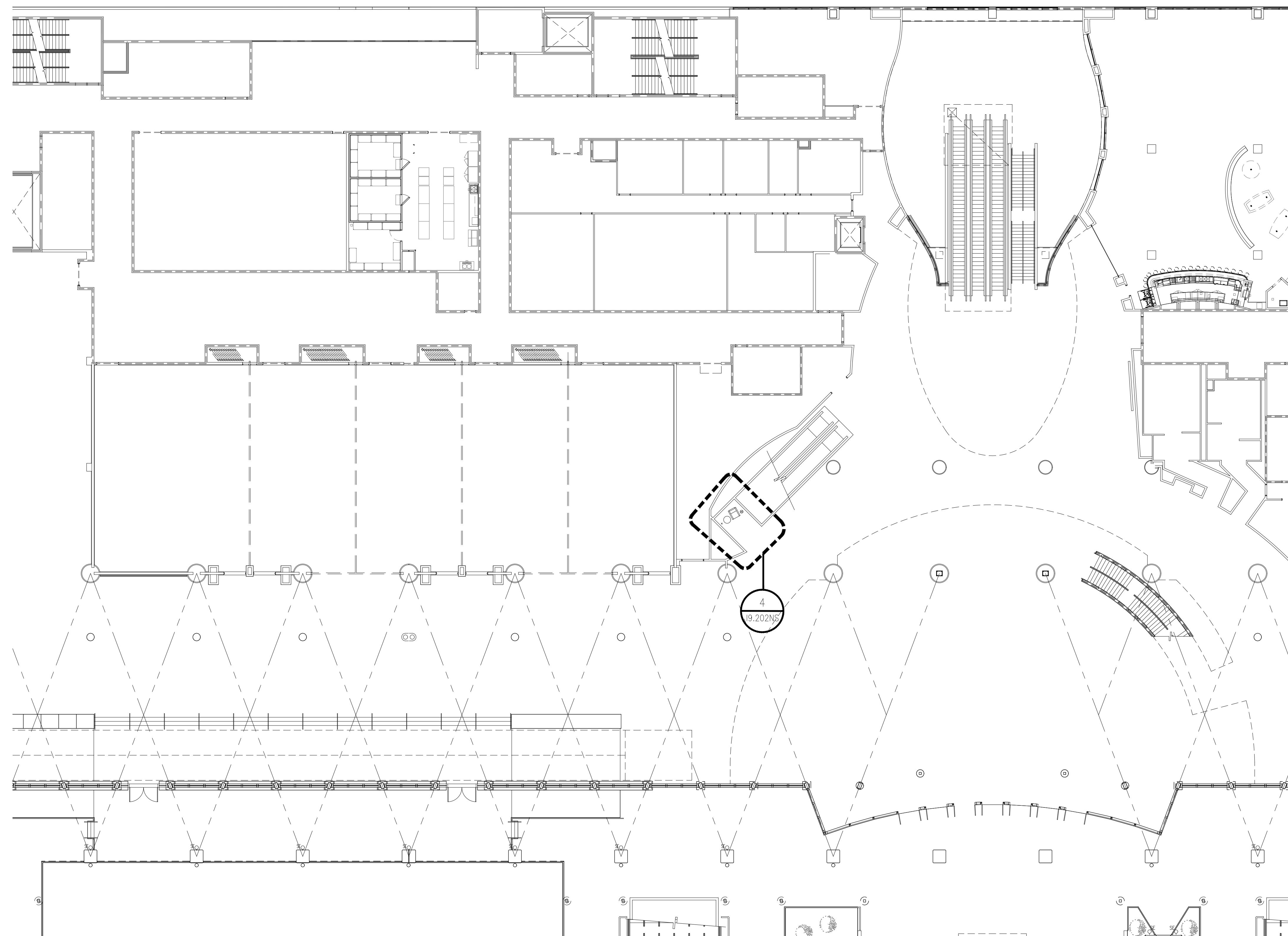
LEVEL 200 NORTH/SOUTH BUILDING - AREA 'C'

1/16" = 1'-0"




PROJECT

**OCCC NETWORK AND WELLNESS ROOMS**  
NORTH-SOUTH BUILDING  
ORANGE COUNTY CONVENTION CENTER  
9800 INTERNATIONAL DRIVE  
Orlando, FL 32819



SEAL



ISSUED FOR

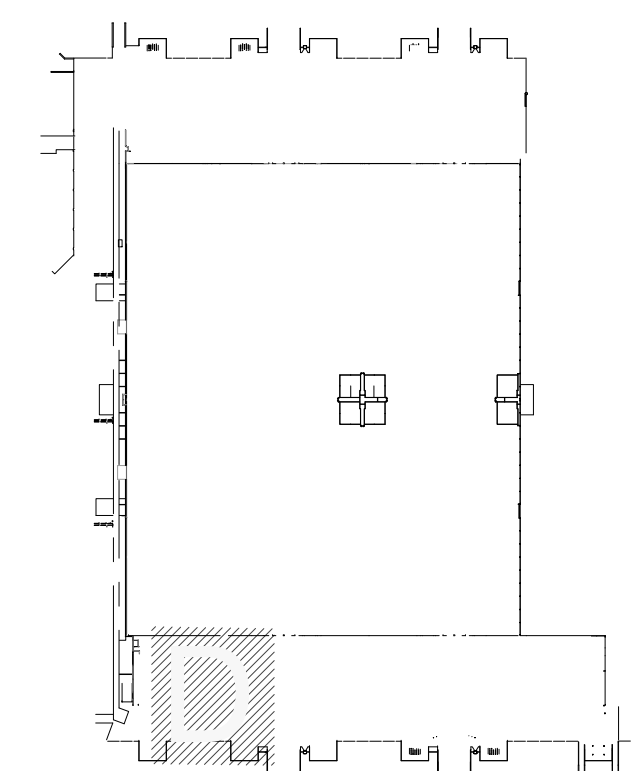
ADDENDUM 1

- 2
- 3
- 4

PROJECT INFORMATION

PROJECT NUMBER:  
**76916**  
DATE:  
**06/28/2019**  
SCALE:  
**1/16"=1'-0"**  
DRAWN BY:  
**KG**  
CHECKED BY:  
**JNK**

KEY PLAN:

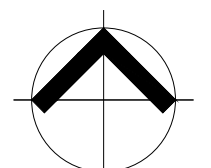


DRAWING NUMBER

LEVEL 200 NORTH/SOUTH BUILDING  
AREA 'D'

**19.202NS**

This document is not an architectural or engineering study, drawing, specification, or design and is not to be used for construction of any load-bearing columns, load-bearing framing or walls of structures, or issuance of any building permit, except as otherwise provided by law.



PLAN NORTH

1


LEVEL 200 NORTH/SOUTH BUILDING - AREA 'D'

1/16" = 1'-0"

PROJECT

**OCCC NETWORK AND WELLNESS ROOMS**  
NORTH-SOUTH BUILDING  
ORANGE COUNTY CONVENTION CENTER  
9800 INTERNATIONAL DRIVE  
Orlando, FL 32819

SEAL



ISSUED FOR

ADDENDUM 1

- 2
- 3
- 4

PROJECT INFORMATION

PROJECT NUMBER:  
**76916**

DATE:  
**06/28/2019**

SCALE:  
**1/16"=1'-0"**

DRAWN BY:  
**KG**

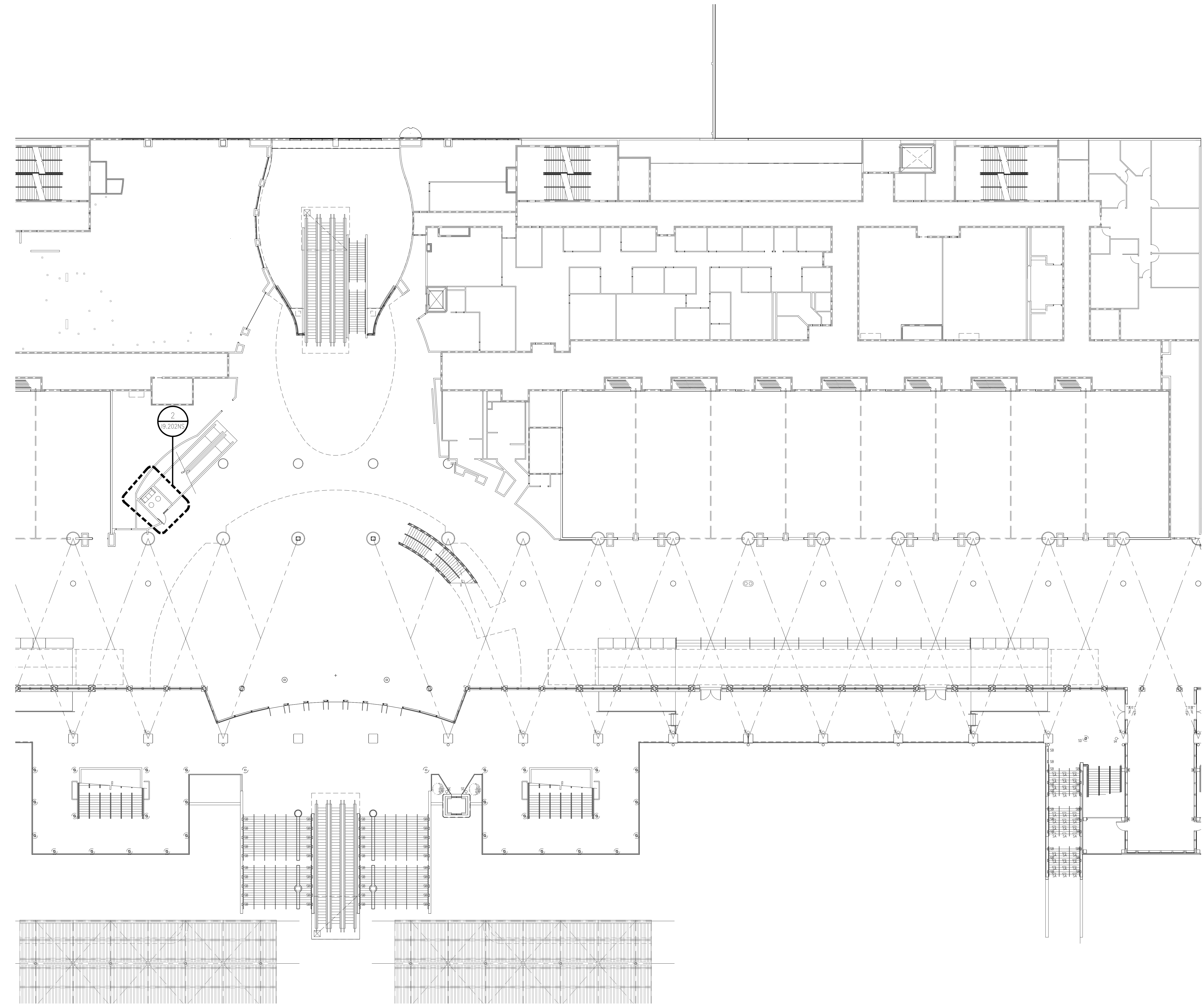
CHECKED BY:  
**JNK**

DRAWING NUMBER

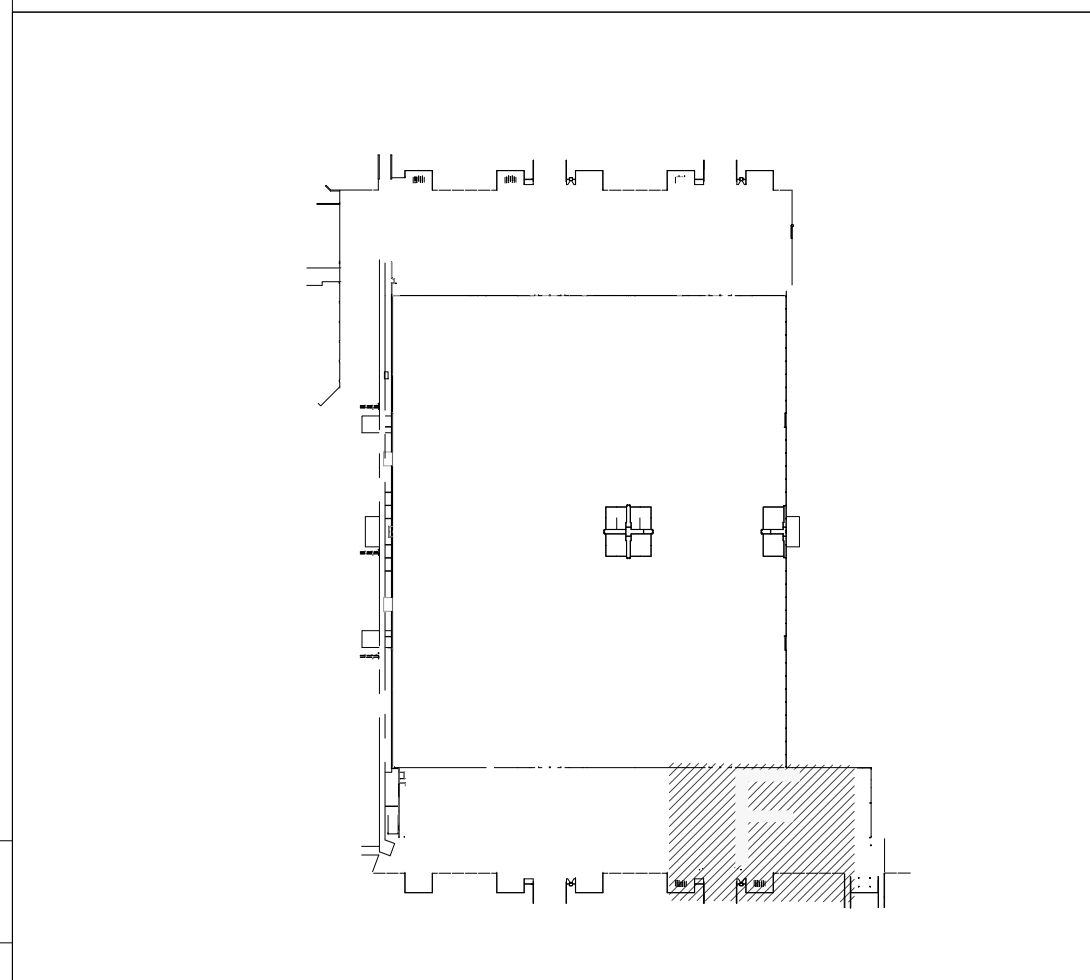
LEVEL 200 NORTH/SOUTH BUILDING  
AREA 'F'

**19.203NS**

This document is not an architectural or engineering study, drawing, specification, or design and is not to be used for construction of any load-bearing columns, load-bearing framing or walls of structures, or issuance of any building permit, except as otherwise provided by law.



KEY PLAN:



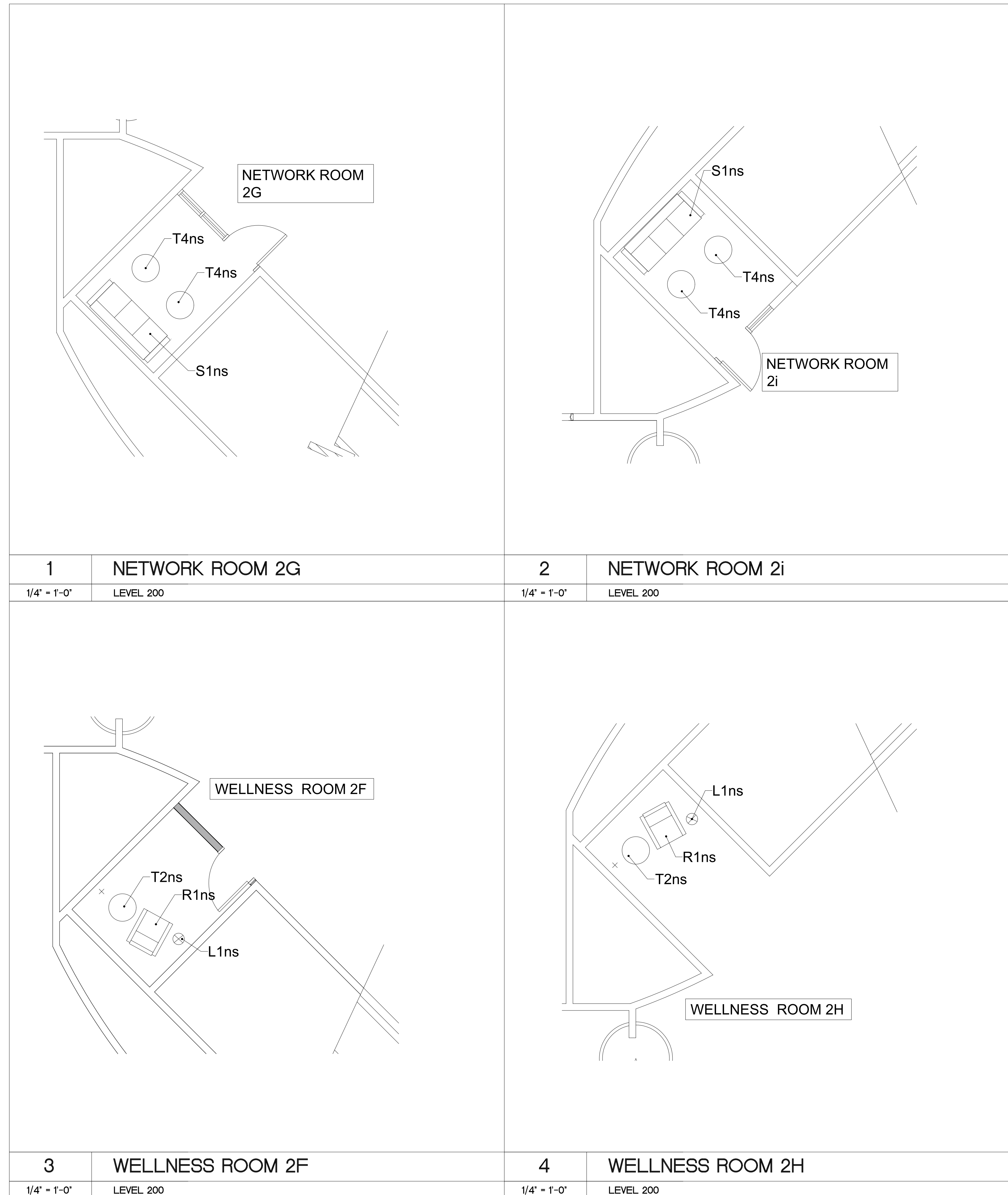
PLAN NORTH

**1** LEVEL 200 NORTH/SOUTH BUILDING - AREA 'F'


1/16" = 1'-0"

PROJECT

**OCCC NETWORK AND WELLNESS ROOMS**  
NORTH-SOUTH BUILDING  
ORANGE COUNTY CONVENTION CENTER  
9800 INTERNATIONAL DRIVE  
Orlando, FL 32819



SEAL



ISSUED FOR

ADDENDUM 1

- 2
- 3
- 4

PROJECT INFORMATION

PROJECT NUMBER:  
**76916**  
DATE:  
**06/28/2019**  
SCALE:  
**1/4"=1'-0"**  
DRAWN BY:  
**KG**  
CHECKED BY:  
**JNK**

DRAWING NUMBER

ENLARGED PLANS  
**19.500NS**

This document is not an architectural or engineering study, drawing, specification, or design and is not to be used for construction of any load-bearing columns, load-bearing framing or walls of structures, or issuance of any building permit, except as otherwise provided by law.