



Orange County Convention Center, 9800 International Drive, Orlando, FL 32819

ADDENDUM 1

DOOC #000000196761
TJNG PARTNERS
PROJECT #76916
License # IB 0001073

06 | 28 | 2019



BOARD OF COUNTY COMMISSIONERS:

Orange County Mayor Teresa Jacobs
District 1 Commissioner Betsy Vanderley
District 2 Commissioner Bryan Nelson
District 3 Commissioner Pete Clarke

District 4 Commissioner Jennifer Thompson
District 5 Commissioner Emily Bonilla
District 6 Commissioner Victoria P. Siplin

CONSULTANTS

Interior Designer:
TJNG Partners, Inc.
205 E. Central Blvd. Suite 500
Orlando, FL 32801
Tel:(407) 644.2445



DRAWING SHEET INDEX

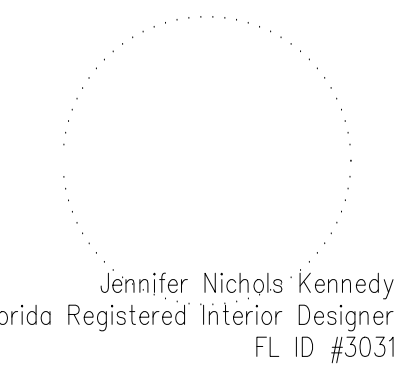
SHEET NO.	SHEET NAME	LATEST DATE	ISSUED FOR	COMMENTS
GENERAL				
G0.01	COVER PAGE	06.28.19	ADDENDUM 1	
G0.02	SHEET INDEX	06.28.19	ADDENDUM 1	
G0.03	FURNITURE SPECIFICATIONS	06.28.19	ADDENDUM 1	
G0.04	FURNITURE SPECIFICATIONS	06.28.19	ADDENDUM 1	
G0.05	100% CONSTRUCTION FF&E - TECHNICAL SPECIFICATIONS	06.28.19	ADDENDUM 1	
G0.06	100% CONSTRUCTION FF&E - TECHNICAL SPECIFICATIONS	06.28.19	ADDENDUM 1	
INTERIORS				
I1.001	LEVEL 100 WEST BUILDING OVERALL LEVEL FLOOR PLAN	06.28.19	ADDENDUM 1	
I1.002	LEVEL 200 WEST BUILDING OVERALL LEVEL FLOOR PLAN	06.28.19	ADDENDUM 1	
I1.003	LEVEL 300 WEST BUILDING OVERALL LEVEL FLOOR PLAN	06.28.19	ADDENDUM 1	
I1.004	LEVEL 400 WEST BUILDING OVERALL LEVEL FLOOR PLAN	06.28.19	ADDENDUM 1	
I9.100	LEVEL 100 WEST BUILDING FURNITURE PLAN - AREA 'C'	06.28.19	ADDENDUM 1	
I9.200W	LEVEL 200 WEST BUILDING FURNITURE PLAN - AREA 'C'	06.28.19	ADDENDUM 1	
I9.201W	LEVEL 200 WEST BUILDING FURNITURE PLAN - AREA 'E'	06.28.19	ADDENDUM 1	
I9.300	LEVEL 300 WEST BUILDING FURNITURE PLAN - AREA 'B'	06.28.19	ADDENDUM 1	
I9.301	LEVEL 300 WEST BUILDING FURNITURE PLAN - AREA 'C'	06.28.19	ADDENDUM 1	
I9.400	LEVEL 300 WEST BUILDING FURNITURE PLAN - AREA 'A'	06.28.19	ADDENDUM 1	
I9.500	ENLARGED PLANS	06.28.19	ADDENDUM 1	
I9.501	ENLARGED PLANS	06.28.19	ADDENDUM 1	



PROJECT

OCCC NETWORK AND WELLNESS ROOMS
 WEST BUILDING
 ORANGE COUNTY CONVENTION CENTER
 9800 INTERNATIONAL DRIVE
 Orlando, FL 32819

SEAL



ISSUED FOR

ADDENDUM 1

PROJECT INFORMATION

PROJECT NUMBER:
 76916
DATE:
 06/28/2019
SCALE:
 AS NOTED
DRAWN BY:
 KG
CHECKED BY:
 JNK

DRAWING NUMBER

DRAWING SHEET
 INDEX
G0.02

This document is not an architectural or engineering study, drawing, specification, or design and is not to be used for construction of any load-bearing columns, load-bearing framing or walls of structures, or issuance of any building permit, except as otherwise provided by law.

PROJECT

OCCC NETWORK AND WELLNESS ROOMS
WEST BUILDING
ORANGE COUNTY CONVENTION CENTER
9000 INTERNATIONAL DRIVE
Orlando, FL, 32819

TJNG PARTNERS OCCC Network and Wellness Rooms West Building Furniture and Fabric Specifications

GANGING HARDWARE FOR CIRCA LOUNGE FURNITURE - TYPICAL STATE OF FLORIDA CONTRACT NUMBER: 425-001-12-1

Product code: S1w - West Building
Description: 3-Seat Lounge with 2 Connector Tables
Quantity: 2

Location(s): Network Room 4E (2)

PRODUCT INFORMATION **SPECIFICATION TYPE:** PRODUCT SPECIFIC BASIS OF DESIGN

Manufacturer: Colesse
Contact: Helthe Strickland 813-787-2043

Product name: Await - (2) 3-Seat Sofas with 2 Connector Tables at Each Side
Style / Product number: Sofa: 460-3 Table: 460SE30PD - Special # CLO45222

Overall Dimensions: 75" w x 30" d x 27" h
3-Seat Lounge Dimensions: 66" w x 30" d x 27" h
Connector Table Dimensions: 4.5" w x 30" d x 15.75" h

Description: Sofas: (1) 3-Seat Lounge With Back
Tables: (2) Connector Tables, Ganged to Sofa - End of Run Application
Power in Both Tables, Plug-in Omit Tablet

Photo:

FINISH AND UPHOLSTERY INFORMATION

Leg Finish - Sofa: Black Polyurethane Resin
Seat and Back Upholstery - Sofa: Manufacturer: Mayer Fabrics
Veneer Finish - Table: Thin Line Bamboo Veneer on all Table Surfaces
Custom Finish STM3 JNXX High Sheen

Power Options: Miniport Power Unit
2 Power / 2 Data
Plug-in, 72" Cord
Finish to Match Existing

Plan View:

Model numbers, where available, are for product reference only. All model numbers, finishes, and options must be confirmed with manufacturer to ensure all information is current and valid.
***WARRANTY: MINIMUM WARRANTY REQUIRED

****Furniture dealer is responsible for all field verifications prior to ordering**

OCCC Network and Wellness Rooms 1 of 14 S1w

TJNG PARTNERS OCCC Network and Wellness Rooms West Building Furniture and Fabric Specifications

GANGING HARDWARE FOR CIRCA LOUNGE FURNITURE - TYPICAL STATE OF FLORIDA CONTRACT NUMBER: 425-001-12-1

Product code: S2w - West Building
Description: 3-Seat Lounge with 2 Connector Tables
Quantity: 2

Location(s): Network Room 2D (1), Network Room 3D (1)

PRODUCT INFORMATION **SPECIFICATION TYPE:** PRODUCT SPECIFIC BASIS OF DESIGN

Manufacturer: Colesse
Contact: Helthe Strickland 813-787-2043

Product name: Await - (2) 3-Seat Sofas with 1 Connector Tables
Style / Product number: Sofa: 460-3 Table: 460SE30PD - Special # CLO45222

Overall Dimensions: 207.75" w x 30" d x 27" h
3-Seat Lounge Dimensions: 66" w x 30" d x 27" h
Connector Table Dimensions: 4.5" w x 30" d x 15.75" h

Description: Sofas: (2) 3-Seat Lounge With Back
Tables: (2) Connector Tables, Ganged to Sofa
Power in Both Tables, Plug-in Omit Tablet

Photo:

FINISH AND UPHOLSTERY INFORMATION

Leg Finish - Sofa: Black Polyurethane Resin
Seat and Back Upholstery - Sofa: Manufacturer: Mayer Fabrics
Veneer Finish - Table: Thin Line Bamboo Veneer on all Table Surfaces
Custom Finish STM3 JNXX High Sheen

Power Options: Miniport Power Unit
2 Power / 2 Data
Plug-in, 72" Cord
Finish to Match Existing

Plan View:

Model numbers, where available, are for product reference only. All model numbers, finishes, and options must be confirmed with manufacturer to ensure all information is current and valid.
***WARRANTY: MINIMUM WARRANTY REQUIRED

****Furniture dealer is responsible for all field verifications prior to ordering**

OCCC Network and Wellness Rooms 2 of 14 S2w

TJNG PARTNERS OCCC Network and Wellness Rooms West Building Furniture and Fabric Specifications

GANGING HARDWARE FOR CIRCA LOUNGE FURNITURE - TYPICAL STATE OF FLORIDA CONTRACT NUMBER: 425-001-12-1

Product code: S3w - West Building
Description: 3-Seat Lounge with 2 Connector Tables
Quantity: 6

Location(s): Network Room 2B (1), Network Room 2C (1), Network Room 3E (1), Network Room 3F (1), Network Room 3G (1), Network Room 3H (1)

PRODUCT INFORMATION **SPECIFICATION TYPE:** PRODUCT SPECIFIC BASIS OF DESIGN

Manufacturer: Colesse
Contact: Helthe Strickland 813-787-2043

Product name: Await - (3) 3-Seat Sofas with 2 Connector Tables
Style / Product number: Sofa: 460-3 Table: 460SE30PD - Special # CLO45222

Overall Dimensions: 207.75" w x 30" d x 27" h
3-Seat Lounge Dimensions: 66" w x 30" d x 27" h
Connector Table Dimensions: 4.5" w x 30" d x 15.75" h

Description: Sofas: (3) 3-Seat Lounge With Back
Tables: (2) Connector Tables, Ganged to Sofa
Power in Both Tables, Plug-in Omit Tablet

Photo:

FINISH AND UPHOLSTERY INFORMATION

Leg Finish - Sofa: Black Polyurethane Resin
Seat and Back Upholstery - Sofa: Manufacturer: Mayer Fabrics
Veneer Finish - Table: Thin Line Bamboo Veneer on all Table Surfaces
Custom Finish STM3 JNXX High Sheen

Power Options: Miniport Power Unit
2 Power / 2 Data
Plug-in, 72" Cord
Finish to Match Existing

Plan View:

Model numbers, where available, are for product reference only. All model numbers, finishes, and options must be confirmed with manufacturer to ensure all information is current and valid.
***WARRANTY: MINIMUM WARRANTY REQUIRED

****Furniture dealer is responsible for all field verifications prior to ordering**

OCCC Network and Wellness Rooms 3 of 12 S3w

TJNG PARTNERS OCCC Network and Wellness Rooms West Building Furniture and Fabric Specifications

GANGING HARDWARE FOR CIRCA LOUNGE FURNITURE - TYPICAL STATE OF FLORIDA CONTRACT # 425-001-12-1

Product Code: S4w - West Building
Description: Circular Lounge
Quantity: 1

Location(s): Network Room 3A (1)

PRODUCT INFORMATION **SPECIFICATION TYPE:** PRODUCT SPECIFIC BASIS OF DESIGN

Manufacturer: Colesse
Contact: Helthe Strickland 813-787-2043

Product name: Circa Modular Lounge
Style / Product number: Local Representative: 813-787-2043

Dimensions: 60" Inside Wedge: 71" w x 28" d x 29.5" h
30" Inside Wedge: 36.75" w x 28" d x 29.5" h
15" High Wedge Table: 18.5" w x 28" d x 22.5" h

Description: Seating: (2) Loveseat 60" Wedge
(1) Loveseat 30" Wedge
Inside Facing
4 Legs
Ganged (Special Hardware)
Table: (1) 15" Wedge Table
With Power
No Legs
Ganged (Special Hardware)

Photo:

FINISH AND UPHOLSTERY INFORMATION

Veneer Finish - Table: Thin Line Bamboo Veneer, STM on all Table Surfaces
Custom Finish 3JNX High Sheen

Seat and Back Upholstery - Sofa: Manufacturer: Mayer Fabrics
Style Name/No: Primo - WCS54
Color: Charcoal - 006
Content: 100% Polyester

Leg Finish - Sofa: Metal Legs
4142 Platinum Metallic

Power Options: Undermount MPO 2 Port, 72" Plug-in Cord, 1 Home / 2 USB
Finish: Anodized Aluminum
*To Match Existing in Style and Location

Plan View:

Model numbers, where available, are for product reference only. All model numbers, finishes, and options must be confirmed with manufacturer to ensure all information is current and valid.
***WARRANTY: MINIMUM WARRANTY REQUIRED

****Furniture dealer is responsible for all field verifications prior to ordering**

OCCC Network and Wellness Rooms 4 of 12 S4w

S1w 3-SEAT LOUNGE WITH TABLE
N.T.S.

S2w 3-SEAT LOUNGE WITH TABLE
N.T.S.

S3w 3-SEAT LOUNGE WITH TABLE
N.T.S.

S4w CIRCULAR LOUNGE
N.T.S.

TJNG PARTNERS OCCC Network and Wellness Rooms West Building Furniture and Fabric Specifications

GANGING HARDWARE FOR CIRCA LOUNGE FURNITURE - TYPICAL STATE OF FLORIDA CONTRACT # 425-001-12-1

Product Code: S5w - West Building
Description: Circular Lounge
Quantity: 1

Location(s): Network Room 3B (1)

PRODUCT INFORMATION **SPECIFICATION TYPE:** PRODUCT SPECIFIC BASIS OF DESIGN

Manufacturer: Colesse
Contact: Helthe Strickland 813-787-2043

Product name: Circa Modular Lounge
Style / Product number: Local Representative: 813-787-2043

Dimensions: 60" Inside Wedge: 71" w x 28" d x 29.5" h
30" Inside Wedge: 36.75" w x 28" d x 29.5" h
15" High Wedge Table: 18.5" w x 28" d x 22.5" h

Description: Seating: (2) Loveseat 60" Wedge
(2) Loveseat 30" Wedge
Inside Facing
4 Legs
Ganged (Special Hardware)
Table: (1) 15" Wedge Table
With Power
No Legs
Ganged (Special Hardware)

Photo:

FINISH AND UPHOLSTERY INFORMATION

Veneer Finish - Table: Thin Line Bamboo Veneer, STM on all Table Surfaces
Custom Finish 3JNX High Sheen

Seat and Back Upholstery - Sofa: Manufacturer: Mayer Fabrics
Style Name/No: Primo - WCS54
Color: Charcoal - 006
Content: 100% Polyester

Leg Finish - Sofa: Metal Legs
4142 Platinum Metallic

Power Options: Undermount MPO 2 Port, 72" Plug-in Cord, 1 Home / 2 USB
Finish: Anodized Aluminum
*To Match Existing in Style and Location

Plan View:

Model numbers, where available, are for product reference only. All model numbers, finishes, and options must be confirmed with manufacturer to ensure all information is current and valid.
***WARRANTY: MINIMUM WARRANTY REQUIRED

****Furniture dealer is responsible for all field verifications prior to ordering**

OCCC Network and Wellness Rooms 5 of 12 S5w

TJNG PARTNERS OCCC Network and Wellness Rooms West Building Furniture and Fabric Specifications

GANGING HARDWARE FOR CIRCA LOUNGE FURNITURE - TYPICAL STATE OF FLORIDA CONTRACT NUMBER:

Product code: R1w - West Building
Description: Recliner
Quantity: 6

Location(s): Wellness Room 1C (2), Wellness Room 2E (1), Wellness Room 3C (2), Wellness Room 4B (1)

PRODUCT INFORMATION **SPECIFICATION TYPE:** PRODUCT SPECIFIC BASIS OF DESIGN

Manufacturer: Carolina
Contact: Christina Bracco 407-792-8647

Product name: Modern Amenity 3-Position Recliner
Style / Product number: 1677

Overall Dimensions: 36.5" w x 33.25" d x 44" h

Description: Durable Steel Three-Position Recliner
Mechanism
Upholstered Arms, Seat and Back
No Arm Caps
Wood Legs

Photo:

FINISH AND UPHOLSTERY INFORMATION

Leg Finish: Toffee

Seat, Back and Arms Upholstery: Manufacturer: Relatex
Pattern: Tolsty
Color: Timber WTL-016
Content: Polyurethane
Attributes: Writer's Block Ink Resistant

Plan View:

Model numbers, where available, are for product reference only. All model numbers, finishes, and options must be confirmed with manufacturer to ensure all information is current and valid.
***WARRANTY: MINIMUM WARRANTY REQUIRED

****Furniture dealer is responsible for all field verifications prior to ordering**

OCCC Network and Wellness Rooms 1 of 1 R1w

TJNG PARTNERS OCCC Network and Wellness Rooms West Building Furniture and Fabric Specifications

GANGING HARDWARE FOR CIRCA LOUNGE FURNITURE - TYPICAL STATE OF FLORIDA CONTRACT NUMBER: 425-001-12-1

Product code: C1w - West Building
Description: Counter Stool
Quantity: 12

Location(s): Network Room 3A (6), Network Room 3B (6)

PRODUCT INFORMATION **SPECIFICATION TYPE:** PRODUCT SPECIFIC BASIS OF DESIGN

Manufacturer: OFS
Contact: Christina Bracco 407-792-8647

Product name: Bistro Counter Stool
Style / Product number: 104059

Overall Dimensions: 22.25" w x 22.5" d x 34" h

Description: 3D Molded Finished Veneer Back
Published Chrome Frame
Upholstered Seat and Back

Photo:

FINISH AND UPHOLSTERY INFORMATION

Frame Finish: A3J
Polished Chrome

Upholstery: Manufacturer: Relatex
Pattern: Tolsty
Color: Timber WTL-016
Content: Polyurethane
Attributes: Writer's Block Ink Resistant

Veneer Finish: Toffee

Plan View:

Model numbers, where available, are for product reference only. All model numbers, finishes, and options must be confirmed with manufacturer to ensure all information is current and valid.
***WARRANTY: MINIMUM WARRANTY REQUIRED

****Furniture dealer is responsible for all field verifications prior to ordering**

OCCC Network and Wellness Rooms 1 of 1 C1w

TJNG PARTNERS OCCC Network and Wellness Rooms West Building Furniture and Fabric Specifications

GANGING HARDWARE FOR CIRCA LOUNGE FURNITURE - TYPICAL STATE OF FLORIDA CONTRACT NUMBER: 425-001-12-1

Product code: T1w - West Building
Description: Round Coffee Table
Quantity: 2

Location(s): Network Room 3A (1), Network Room 3B (1)

PRODUCT INFORMATION **SPECIFICATION TYPE:** PRODUCT SPECIFIC BASIS OF DESIGN

Manufacturer: Colesse
Contact: Helthe Strickland 813-787-2043

Product name: Round Coffee Table
Style / Product number: 45-14200

Overall Dimensions: 42" dia x 15.75" h

Description: Round Table
No Power
No Glass - Cap Supports

Photo:

FINISH AND UPHOLSTERY INFORMATION

Leg Finish: Metal Legs - 4142 Platinum Metallic

Veneer Finish - Table: Thin Line Bamboo Veneer, STM on all Table Surfaces
Custom Finish 3JNX High Sheen

Plan View:

Model numbers, where available, are for product reference only. All model numbers, finishes, and options must be confirmed with manufacturer to ensure all information is current and valid.
***WARRANTY: MINIMUM WARRANTY REQUIRED

****Furniture dealer is responsible for all field verifications prior to ordering**

OCCC Network and Wellness Rooms 8 of 12 T1w


S5w CIRCULAR LOUNGE
N.T.S.

R1w RECLINER
N.T.S.

C1w COUNTER STOOL
N.T.S.

T1w ROUND COFFEE TABLE
N.T.S.

SEAL



ISSUED FOR

ADDENDUM 1

PROJECT INFORMATION

PROJECT NUMBER:
76916
DATE:
06/28/2019
SCALE:
N.T.S.
DRAWN BY:
KG
CHECKED BY:
JNK

DRAWING NUMBER

FURNITURE SPECIFICATIONS
G0.03

This document is not an architectural or engineering study, drawing, specification, or design and is not to be used for construction of any load-bearing columns, load-bearing framing or walls of structures, or issuance of any building permit, except as otherwise provided by law.

PROJECT

OCCC NETWORK AND WELLNESS ROOMS
WEST BUILDING
ORANGE COUNTY CONVENTION CENTER
9800 INTERNATIONAL DRIVE
Orlando, FL, 32819

SEAL

Jennifer Nichols Kennedy
Florida Registered Interior Designer
FL ID #5033

ISSUED FOR

ADDENDUM 1

PROJECT INFORMATION

PROJECT NUMBER:
76916
DATE:
06/28/2019
SCALE:
N.T.S.
DRAWN BY:
KG
CHECKED BY:
JNK

DRAWING NUMBER

FURNITURE
SPECIFICATIONS
G0.04

This document is not an architectural or engineering study, drawing, specification, or design and is not to be used for construction of any load-bearing columns, load-bearing framing or walls of structures, or issuance of any building permit, except as otherwise provided by law.

TJNG PARTNERS OCCC Network and Wellness Rooms West Building Furniture and Fabric Specifications

GANGING HARDWARE FOR CIRCA LOUNGE FURNITURE - TYPICAL STATE OF FLORIDA CONTRACT NUMBER: 425-001-12-1

Product code: T2w - West Building Description: Round Side Table Quantity: 6

Location(s): Wellness Room 1C (2), Wellness Room 2E (1), Wellness Room 3C (2), Wellness Room 4B (1)

PRODUCT INFORMATION SPECIFICATION TYPE: PRODUCT SPECIFIC BASIS OF DESIGN

Manufacturer: Carlina Contact: Christina Bracco 407-792-8647

Product name: X80 20" Cylinder Table Style / Product number: 810-2060-20

Overall Dimensions: 20" w x 20" d x 20" h Photo:

Description: With 3" Plumb Base
Adjustable Levels
Veneer Sides and Top
With PS-75 Power Module

FINISH INFORMATION

Plinth Finish: Black Laminate

Veneer Finish - Table: Tuffex

Plan View:

Power Options: PS-75
Black Power Supply
One 15 Amp Outlet
One 4.2 Amp USB Module with Two Ports
10' Power Cord

****MUST MEET ALL APPLICABLE ANSI / NFPA / BIFMA STANDARDS AND REGULATIONS****
****WARRANTY: MINIMUM WARRANTY REQUIRED****

Model numbers, where available, are for product reference only. All model numbers, finishes, and options must be confirmed with manufacturer to ensure all information is correct and valid.
****Furniture dealer is responsible for all field verifications prior to ordering****

OCCC Network and Wellness Rooms 1 of 1 T2w

TJNG PARTNERS OCCC Network and Wellness Rooms West Building Furniture and Fabric Specifications

GANGING HARDWARE FOR CIRCA LOUNGE FURNITURE - TYPICAL STATE OF FLORIDA CONTRACT NUMBER: 425-001-12-1

Product code: T3w - West Building Description: Counter Height Table Quantity: 2

Location(s): Network Room 3A (1), Network Room 3B (1)

PRODUCT INFORMATION SPECIFICATION TYPE: PRODUCT SPECIFIC BASIS OF DESIGN

Manufacturer: OPS Contact: Christina Bracco 407-792-8647

Product name: Kintira Style / Product number: 810-2060-20

Overall Dimensions: 72" w x 36" w x 36" h Photo:

Description: Top 2.625" Thickness
Mitered Construction
Wire Management Channel in End Panels
2 Power Modules on either ends of the table. Pop-up Toward Center of Table

FINISH INFORMATION

Veneer Finish - Table: Tuffex

Plan View:

Power Options: PS-685
Silver Finish
One 12 Amp Outlet
Two 2.1 Amp USB Charging Ports
Pop-up Towards Center of Table

****MUST MEET ALL APPLICABLE ANSI / NFPA / BIFMA STANDARDS AND REGULATIONS****
****WARRANTY: MINIMUM WARRANTY REQUIRED****

Model numbers, where available, are for product reference only. All model numbers, finishes, and options must be confirmed with manufacturer to ensure all information is correct and valid.
****Furniture dealer is responsible for all field verifications prior to ordering****

OCCC Network and Wellness Rooms 1 of 1 T3w

TJNG PARTNERS OCCC Network and Wellness Rooms West Building Furniture and Fabric Specifications

GANGING HARDWARE FOR CIRCA LOUNGE FURNITURE - TYPICAL STATE OF FLORIDA CONTRACT NUMBER: 425-001-12-1

Product code: L1w - West Building Description: Floor Lamp Quantity: 6

Location(s): Wellness Room 1C (2), Wellness Room 2E (1), Wellness Room 3C (2), Wellness Room 4B (1)

PRODUCT INFORMATION SPECIFICATION TYPE: PRODUCT SPECIFIC BASIS OF DESIGN

Manufacturer: Arkansas Lighting Contact: Sean Baumann (813) 983-9328

Product name: Floor Lamp Style / Product number: 69527

Overall Dimensions: Lamp: 60" h, Base: 10" dia, Harp: 8.5"
Shade: 9" x 18" x 10.5"

Description: Brushed Nickel with Espresso Accent Ring
Convenience Outlet
Medium Base Socket
Power Cord: 10' Silver usable 45° Cord
Switch: On/Off push thru socket switch

Photo:

FINISH INFORMATION

Shade Material: White Linen

Lamp Fixture Finish: Brushed Nickel with Espresso Accent Ring

****MUST MEET ALL APPLICABLE ANSI / NFPA / BIFMA STANDARDS AND REGULATIONS****
****WARRANTY: MINIMUM WARRANTY REQUIRED****

Model numbers, where available, are for product reference only. All model numbers, finishes, and options must be confirmed with manufacturer to ensure all information is correct and valid.
****Furniture dealer is responsible for all field verifications prior to ordering****

OCCC Network and Wellness Rooms 11 of 12 L1w

TJNG PARTNERS OCCC Network and Wellness Rooms West Building Furniture and Fabric Specifications

GANGING HARDWARE FOR CIRCA LOUNGE FURNITURE - TYPICAL

HAFLE GANGING DEVICE (image depicts one set)

DEVICE NOTES

- 1 Device connects modular upholstered furniture to form seating rows and groups
- 2 To attach, the catch fork is turned and the furniture pieces are pushed together to connect. The connection is released by lifting the furniture pieces.
- 3 When not in use, the fork side of the device can be pivoted under the upholstered piece of furniture to hide mechanism.
- 4 Furniture should not be moved with the ganging device attached as it may cause damage to the mechanism and/or furniture pieces.
- 5 Ganging devices attach to furniture laterally and are not intended to support any weight.

SIDE A - FORK **SIDE B - PLATE**

GANGING DEVICE LOCATIONS ON FURNITURE - TYPICAL

****MUST MEET ALL APPLICABLE ANSI / NFPA / BIFMA STANDARDS AND REGULATIONS****
****WARRANTY: MINIMUM WARRANTY REQUIRED****

Model numbers, where available, are for product reference only. All model numbers, finishes, and options must be confirmed with manufacturer to ensure all information is correct and valid.

OCCC Network and Wellness Rooms 12 of 12 GANGING HARDWARE

T2w ROUND SIDE TABLE
N.T.S.

T3w COUNTER HEIGHT TABLE
N.T.S.

L1w FLOOR LAMP
N.T.S.

HD GANGING HARDWARE
N.T.S.

PROJECT

OCCC NETWORK AND WELLNESS ROOMS
WEST BUILDING
ORANGE COUNTY CONVENTION CENTER
9800 INTERNATIONAL DRIVE
Orlando, FL, 32819

SEAL

Jennifer Nichols Kennedy
Florida Registered Interior Designer
FL ID #5031

ISSUED FOR

ADDENDUM 1

PROJECT INFORMATION

PROJECT NUMBER:
76916
DATE:
06/28/2019
SCALE:
N.T.S.
DRAWN BY:
KG
CHECKED BY:
JNK

DRAWING NUMBER

**100% CONSTRUCTION FF&E
SPECS - TECHNICAL SPECS**
G0.05

This document is not an architectural or engineering study, drawing, specification, or design and is not to be used for construction of any load-bearing columns, load-bearing framing or walls of structures, or issuance of any building permits, except as otherwise provided by law.

Orange County Convention Center
OCCC Network and Wellness Rooms – FF&E
West Building
General Specifications
Section 002.0

D. SPECIFICATIONS
The Product Specifications Sheets that form an integral part of these Contract Documents describe the specified FF&E Products as manufactured by the specified manufacturer (either as a standard product or an adjustment or modification to a standard product). Additional approved manufacturers are also listed who manufacture the same or similar products as the specified manufacturer.

E. NON-PROPRIETARY SPECIFICATIONS
Product Specifications Sheets for non-proprietary FF&E Product, such additional furniture items indicate a specific manufacturer, are also an integral part of these Contract Documents. The Dealer shall provide competitive pricing for these items and shall require that these products meet the plans and specifications.

F. PUNCH LISTING
It shall be the Dealer's responsibility to order, deliver and install the specified FF&E Product into the individual identified areas shown on the Interior Designer's coded occupancy plans and these Contract Documents and to punch list this installation, relying upon the Interior Designer's Design Intent and the Owner's level of overall and individual product-by-product quality and reliability expectations.

The Dealer shall prepare and provide to the Owner a detailed punch list of each individual item delivered and installed therein, product-by-product and when this punch list is completed (and the installed FF&E Product is punch listed and repaired, touched-up or replaced as needed) and any damage caused during installation to the fit and finish of the convention center areas meet or exceed the level of quality and reliability required by the Owner.

Both the Interior Designer and the Dealer shall be jointly responsible to the Owner for the punch listing of the ordered, delivered and installed FF&E Product within the Orange County Convention Center. In this regard, the Interior Designer shall review the installed FF&E Product for compliance with these Contract Documents and Design Intent, while the Hospitality FF&E Purchasing shall review the installed FF&E Product for manufacturer's defects, technical and code compliance requirements, fit and finish and collateral damage to surrounding finished interior architectural surfaces caused during the FF&E Product installation process under the direct supervision and control of the Dealer. The resulting coordinated punch list shall be completed and issued to the Owner by the Interior Designer. The Dealer shall prepare the form of this joint punch.

General Specifications
TJNG Project - 76916
002 - 2
Addendum 1

Orange County Convention Center
OCCC Network and Wellness Rooms – FF&E
West Building
Samples, Submissions, and Mockups
Section 004.0

SAMPLES, SUBMISSIONS AND MAINTENANCE RECOMMENDATIONS

MANUFACTURER'S DATA
The Dealer shall submit to the Owner with its order confirmation documents, three (3) copies of Manufacturer's, Vendor's, and Supplier's catalog pages or photographs and related technical and descriptive specifications for each of specified FF&E Product item. The Dealer shall arrange these catalog pages, photographs and related technical and descriptive specification in the same order as found in the Interior Designer's Product Specifications Sheets. These Manufacturer's, Vendor's, and Supplier's catalog pages or photographs and related technical and descriptive specification shall be submitted to the Owner bound in loose leaf three-ring binders with the project's name and the Dealer's name and address identified on the cover of each binder.

SAMPLES AND SHOP DRAWINGS
The Dealer shall submit to the Owner's Project Manager, in accordance with the requirements of the Contract Documents, first a Sample and Shop Drawing Log, listing each sample and each shop drawing required by the Interior Designer's Contract Documents, together with the date these samples and shop drawings are expected to be submitted to the Owner's Project Manager. Thereafter, according to this Log and Schedule, the Dealer shall submit to the Owner's Project Manager, three (3) sets of prints and of reproducible detailed shop drawings, indicating all required specified (special, custom or semi-custom) Hospitality FF&E items of Product and other details as required by the Interior Designer's Contract Documents.

The Dealer shall retain a Log with either the originals or reproducible copies of each shop drawing submitted. The Interior Designer shall thereafter provide to the Project Manager, first with the sample and shop drawing Log and then thereafter with the individual shop drawings as they are received, and time-date stamped in by the Interior Designer. The Interior Designer shall also coordinate the Dealer as to maintain the schedule the Dealer has set forth in the Log.

The Interior Designer shall review and comment on the shop drawings received from the Project Manager, who shall in turn coordinate the Interior Designer's comments (and related red-line sketches on the submitted reproducible shop drawing documents) with the Dealer and any other trades that may be required to coordinate the delivery and installation of the specified Hospitality FF&E Product. The Interior Designer shall maintain a file of these reviewed and "red-lined" shop drawings.

If the Interior Designer's comment is "to re-submit" after revision, the Interior Designer will coordinate with the Dealer to adjust the shop drawing log and expedited the requested revisions until the Interior Designer has reviewed with no further comment "accepted" the re-submitted shop drawing(s).

Acceptance in this manner is not intended to place the Interior Designer in a position of product liability or to in any other way imply that the Interior Designer is assuming the role of the product's industrial design or manufacturing. Further, the Interior Designer is not by this review process undertaking any of the means, methods and related safety and security roles and responsibilities of the Owner's Project Manager or the Dealer.

Samples, Submissions, and Mockups
TJNG Project - 76916
004 - 1
Addendum 1

Orange County Convention Center
OCCC Network and Wellness Rooms – FF&E
West Building
General Specifications
Section 002.0

GENERAL SPECIFICATIONS

A. DEFINITIONS
For reference the following definitions explain specific terms used throughout these General Specifications.

1. The Furniture Fixtures and Equipment's (FF&E) Specifications consist of these Instructions, the Scope of Work, the General Specifications, Product Specification Sheets, the Referenced Drawings, Codes, Ordinances and Industry Standard Reference Specifications and Testing Criteria, including all modifications, amendments, or addenda thereof incorporated in the documents before executions. These documents all together, comprise the Furniture Fixtures and Equipment (FF&E) for Orange County Convention Center – West Building.

2. The term "Owner" shall designate Orange County Convention Center (abbreviated as OCCC), 9800 International Drive, Orlando, FL 32819.

3. The term "Operator" shall designate Orange County Convention Center (abbreviated as OCCC), 9800 International Drive, Orlando, FL 32819. (contact: Vicki Weaver, Project Manager, Capital Planning, (407) 685-5165, Vicki.Weaver@occc.net)

4. The term "Interior Designer" shall designate TJNG Partners, Inc., 205 E Central Blvd., Suite 500, Orlando, FL 32801 (contact: Jennifer Kennedy, Partner + Interior Designer, 407.644.2445, jkennedy@tjng.com)

5. The term "Dealer" shall designate the furniture dealership chosen by the Orange County Procurement upon completion of the bidding process.

6. Whenever in the Specifications the words "as required," "acceptable," "satisfactory," or words of like import are used with reference to the work or its performance and without further qualifications, it shall mean as approved, as directed, as required in the Interior Designer's and Owner's sole discretions, and acceptable, satisfactory, etc., to the Owner and/or the Interior Designer. The term "approved" or approval means written approval of the Interior Designer of the Owner.

B. GENERAL SPECIFICATIONS
Orange County Convention Center – West Building is an existing structure comprised of three stories of meeting rooms, corridors, concourses, public spaces, exhibit halls, and back of house support areas.

This property is operated and managed by Orange County Convention Center and their employees and occupied by guests of various events and meetings on a 24-hour basis. In general, this facility receives heavy use and occupancy by guests, including children, and individuals with disabilities. Accordingly, all furniture, fixtures, and equipment provided under this contract shall be suitable for this intended use.

C. SITE VERIFICATION
After the Bidder is selected by the Owner, the Bidder is required to perform a site verification prior to the order of the FF&E Product. The site verification will ensure that all FF&E Product selections will appropriately fit, meet the needs of the Owner, as well as determine the route installers will follow on the day of delivery and install of the FF&E Product.

General Specifications
TJNG Project - 76916
002 - 1
Addendum 1

Orange County Convention Center
OCCC Network and Wellness Rooms – FF&E
West Building
Technical Specifications
Section 003.0

PACKING, MARKING AND DELIVERY OF FF&E PRODUCT

1. All materials shall be delivered to the Project in accordance with these FF&E Specifications Documents.

2. The Owner directs that Specified FF&E Product is to be initially delivered to a warehouse, and the FF&E Product shall be stored in original, undamaged packages and containers, inside a well-ventilated area protected from weather, moisture, soiling, extreme temperatures, humidity; laid flat, blocked off ground to prevent sagging and warping. The temperature in the warehouse storage area and throughout the project site during storage and installation of the Specified FF&E Product shall be above 65 degrees Fahrenheit but less than 85 degrees Fahrenheit and below 65% relative humidity but above 35% relative humidity.

3. The Dealer shall supply appropriate coverings as required to protect the delivered and installed FF&E Product until final acceptance by the Owner. At the completion of the work, in each particular area or room of the project, the coverings shall be removed, the work areas vacuum cleaned, and the area left in perfect condition to the satisfaction of the Owner and the Interior Designer.

4. "Shrink Wrap" shall not be used for furniture coverings since their removal, after final acceptance by the Owner might cause damage to the furniture. Only clear plastic furniture wrappings, bags, or throw coverings shall be used for this purpose.

WARRANTY AND TOUCH-UP:
The Dealer shall provide all warranty and maintenance data to the Owner. The Dealer shall clearly understand the expected use and occupancy of OCCC. Sections shall be a heavy public use on a daily basis, include (a) heavy foot traffic, (b) coffee staining, (c) cart rolling, (d) compression of lounge furniture legs on floor finishes and other potential damages.

The Owner will follow the Manufacturer's, Supplier's, and Vendor's maintenance and cleaning recommendations. However, absent specific recommendations, the Owner will use and maintain the Installed FF&E Product items following normally accepted systems and procedures.

Any and all Warranty replacements, repairs or corrections to defective Work and materials, are to be coordinated by the Owner's FF&E Purchasing Agent and scheduled at the convenience of the Owner.

Technical Specifications
TJNG Project - 76916
003 - 3
Addendum 1

Orange County Convention Center
OCCC Network and Wellness Rooms – FF&E
West Building
Table of Contents
Section 001.0

TABLE OF CONTENTS

DIVISION 1 – General Requirements Sheets

001.0	Table of Contents	1-2
002.0	General Specifications	1-2
003.0	Technical Specifications	1-3
004.0	Samples, Submissions, and Mockups	1-3
005.0	Product Specification Index	1
006.0	Product Specification Sheets	1-12

DIVISION 2 – Furnishings

Index of Drawings		
G0.01	Cover Page	
G0.02	Sheet Index	
G0.03	Furniture Specifications	
G0.04	Furniture Specifications	
G0.05	100% Construction FF&E – Technical Specifications	
G0.06	100% Construction FF&E – Technical Specifications	

11.001	Level 100 West Building Overall Level Floor Plan	
11.002	Level 200 West Building Overall Level Floor Plan	
11.003	Level 300 West Building Overall Level Floor Plan	
11.004	Level 400 West Building Overall Level Floor Plan	
19.100	Level 100 West Building Furniture Plan – Area 'C'	
19.200	Level 200 West Building Furniture Plan – Area 'E'	
19.300	Level 300 West Building Furniture Plan – Area 'B'	
19.301	Level 300 West Building Furniture Plan – Area 'C'	
19.400	Level 400 West Building Furniture Plan – Area 'A'	
19.500	Enlarged Plans	
19.501	Enlarged Plans	

Table of Contents
TJNG Project - 76916
001 - 2
Addendum 1

Orange County Convention Center
OCCC Network and Wellness Rooms – FF&E
West Building
Technical Specifications
Section 003.0

UPHOLSTERY FABRIC

As noted elsewhere in this Contract Document, the Specified FF&E Product that is to be upholstered, has been specified in the Product Specification Sheets together with the specified fabric, vinyl, or leather that the Dealer shall either (a) purchase from the specified fabric, vinyl, or leather supplier and have shipped to the furniture manufacturer(s), or alternatively (b) purchase all inclusive (furniture and fabric) from the furniture manufacturer(s).

The quantity of the yardage (of fabric) or identified in the Interior Designer's Product Specification Sheets, has been derived from the various manufacturers' price lists and catalog pages, however, frequently this quantity is stated by the various manufacturer(s) for just one-off pattern cuttings and therefore may be no more or no less yardage that will be required to pattern cut the quantity of upholstery specified in the Contract Documents. Because the cost of the fabric is a significant percentage of the overall cost of the individual furniture items, the Dealer shall verify the actual yardage (of fabric) required to upholster the specified furniture items.

The Dealer is further advised that frequently the Furniture Manufacturers will request more fabric yardage than is required to cut the given upholstery pattern and also frequently more fabric yardage than may be required to cut a quantity of the same upholstery pattern. Accordingly, the Dealer shall request from the Furniture Manufacturer the specific yardage requirement from each Furniture Manufacturer for each line item of upholstered furniture Product in this Specification.

The Interior Designer recommend the Dealer request a shop drawing from the furniture manufacturer(s) to verify the pattern cutting and therefore (a) the minimum quantity of fabric, vinyl or leather required (b) with respect to the specified fabrics and vinyl, the minimum width of the fabric or vinyl (on the "roll"). This review by the Dealer will also verify that multiple pattern cuttings from the same piece of fabric, for the same pieces of upholstery furniture will result in an upholstery process so that pattern matching can be achieved furniture item-by-furniture item. In this manner, every like piece of upholstered furniture will look alike with respect to the location of the pattern on the piece of upholstered furniture. This is the Design Intent. If either the Dealer or the various manufacturers have any questions with respect to this Design Intent of pattern matching, the Dealer shall provide a shop drawing or mock-up for review by the Interior Designer.

It is the Design Intent that all upholstered furniture specified herein shall look alike furniture item-by-furniture item. To achieve this all patterns shall be applied (upholstered) to the furniture all in the same location, direction and manner, but each of the various types of fabrics, vinyl's and leathers must be manufactured from one production fun and one dye lot. Accordingly, the Dealer shall stipulate in its orders to (a) the fabric vinyl and leather suppliers and (b) to the various furniture manufacturers, that all the specified individual fabrics, vinyl's and leathers must be supplied from one production fun and from the same dye lot.

Technical Specifications
TJNG Project - 76916
003 - 2
Addendum 1

Orange County Convention Center
OCCC Network and Wellness Rooms – FF&E
West Building
Table of Contents
Section 001.0

**ORANGE COUNTY CONVENTION CENTER
OCCC NETWORK AND WELLNESS ROOMS
WEST BUILDING**

**ADDENDUM 1
FURNITURE, FIXTURES, AND EQUIPMENT
TECHNICAL SPECIFICATIONS**

Table of Contents
TJNG Project - 76916
001 - 1
Addendum 1

Orange County Convention Center
OCCC Network and Wellness Rooms – FF&E
West Building
Technical Specifications
Section 003.0

TECHNICAL SPECIFICATIONS

GENERAL STATEMENT OF TECHNICAL SPECIFICATIONS

While not intending to set forth all industry standard technical, performance, and testing criteria for all of the Specified FF&E Product defined by the Contract Documents, the following Technical Specifications shall govern the minimum acceptable standards for the Specified FF&E Product for this Project.

LOUNGE TESTING
All lounge seating shall meet or exceed the following ANSI/BIFMA seating performance standards. The following is a brief synopsis of the tests. The Dealer is required to obtain a copy of these test and follow instructions applicable for each test.

- All seating must meet all ADA requirements including 2010 Standards and ANSI A117.1
- ANSI/BIFMA X5.4 Lounge and Public Seating (2012)
- ANSI/BIFMA M7.1 Standard Test Method for Determining VOC Emissions (2011)
- ANSI/BIFMA M7.1 Standard for Formaldehyde and TVOC Emissions (2011)
- BIFMA G1 Ergonomic Guidelines for Furniture (2013)
- BIFMA Color – 2005 Color Measurement
- BIFMA PCR for Seating: UNCPC 3811, version 2

PERFORMANCE SPECIFICATION

The American National Standard Test for lounge seating ANSI/BIFMA X 5.4-2012 shall be the basis for technical evaluation of all lounge seating provided under this contract. The Dealer shall not deliver and install any lounge seating components to this site, which has not or will not meet in every respect the technical evaluation under ANSI/BIFMA x 5.4-2012.

If any delivered lounge seating fails structurally in use, the Owner shall, at his option, have lounge seating similar to the failed lounge seating tested at SGS North America Inc. – OGC, 8985 Cape Canaveral, Florida, 32920, tel. (321) 784 1941, using ANSI/BIFMA x 5.4-2012 and if the test on this sample indicates failure to comply, then the Dealer shall be liable for a complete recall and replacement of all like lounge seating then in place and the project site.

QUALIFICATIONS AND SPECIFICATIONS OF FF&E PRODUCT
The Dealer shall confirm and comply with all codes and ordinances applicable to this Project, and which testing criteria and procedures, shall be required as the basis for permits, approvals, certificates of occupancy and the Owner's Insurance Requirements.

All upholstery textiles shall pass California Bulletin 117, Section E-Class 1 and be rated Class A under NFPA 260A, all hanging textiles shall be rated Class A under NFPA 701 (small scale) and all direct flue wallcovering, wrapped panels, and upholstered walls shall be rated Class A or Class 1 under ASTM E-84-13a.


It is the Owner's intention to use various chemical and steam cleaning process to clean the flooring in the existing space. Accordingly, all glides, feet, caster, and other hardware which may come in contact with the flooring finish must be finished appropriately as to avoid any markings made to the flooring. The Dealer shall exercise due caution and care when punch listing and otherwise reviewing the Product, to avoid in each instance, a rough, sharp, pointed, or other surface defects or details which might injure an occupant, worker or any other individual.

Technical Specifications
TJNG Project - 76916
003 - 1
Addendum 1

PROJECT

OCCC NETWORK AND WELLNESS ROOMS
WEST BUILDING
ORANGE COUNTY CONVENTION CENTER
9800 INTERNATIONAL DRIVE
Orlando, FL 32819

SEAL



ISSUED FOR

ADDENDUM 1

PROJECT INFORMATION

PROJECT NUMBER:
76916
DATE:
06/28/2019
SCALE:
N.T.S.
DRAWN BY:
KG
CHECKED BY:
JNK

DRAWING NUMBER

**100% CONSTRUCTION FF&E
SPECS - TECHNICAL SPECS**

G0.06

This document is not an architectural or engineering study, drawing, specification, or design and is not to be used for construction of any load-bearing columns, load-bearing framing or walls of structures, or issuance of any building permit, except as otherwise provided by law.

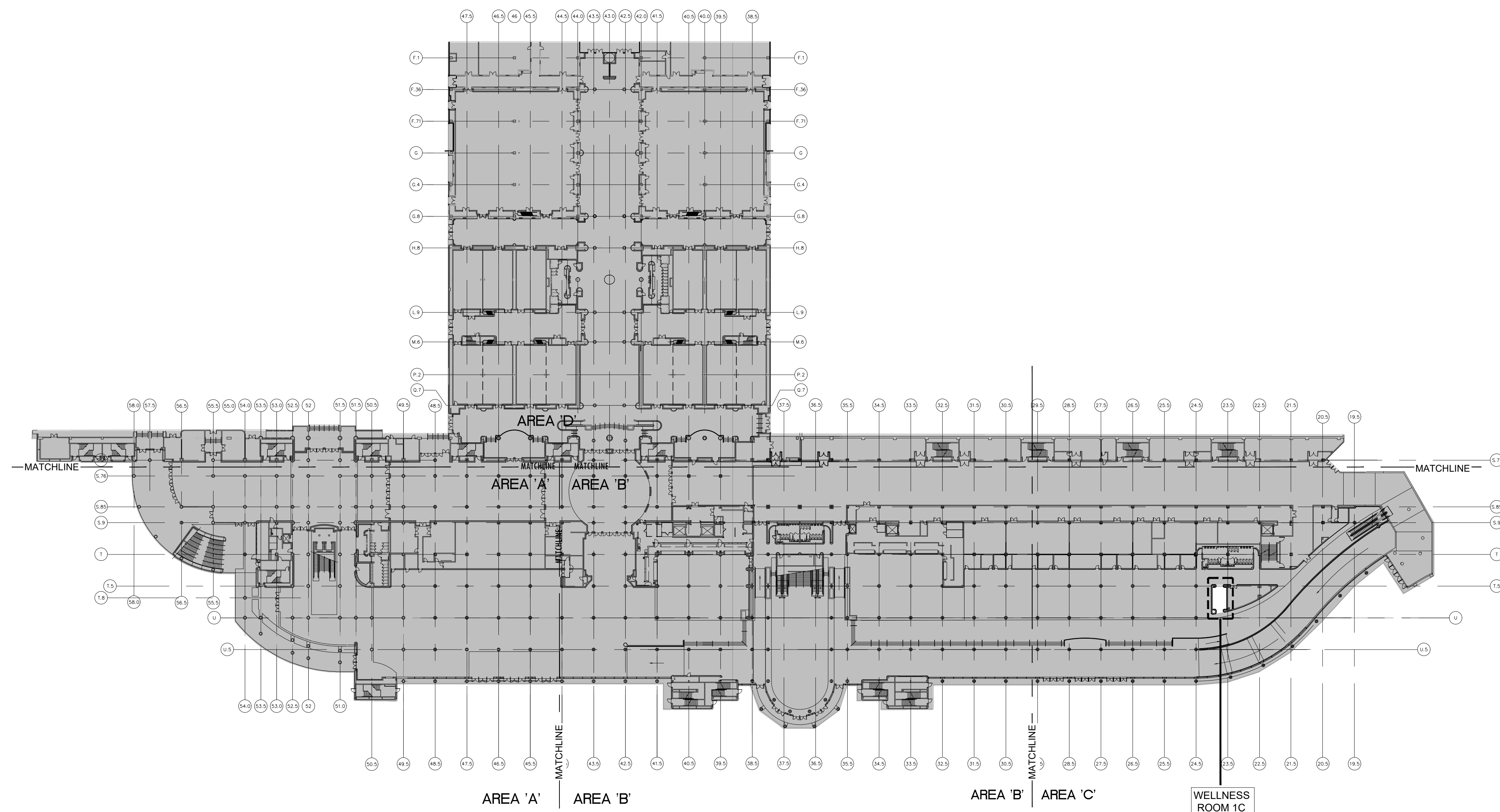
Orange County Convention Center OCCC Network and Wellness Rooms – FF&E West Building	Samples, Submissions, and Mockups Section 004.0
SAMPLE SUBMISSION	
The Dealer shall submit to the Project Manager, in accordance with the requirements of the Contract Documents, three (3) samples of each type of material or finish, in each specified color, grade, weight, texture, backing, and construction, specified by the Interior Designer. The Dealer shall also submit three (3) copies of Shop Drawings to the Interior Designer of the FF&E Product from the approved list of manufacturers. These samples and shop drawings shall represent actual product samples and shop drawings of textiles that shall conform to the codes and regulations as required herein. Samples must be labeled on the back, designating color, quality, manufacturer, project, Interior Designer's specification item, and area of installation. The samples should be clearly labeled as follows: labels shall either be folded and stapled to the textile sample or if glued to the sample, then the label shall be die cut to allow for at least a 3"x3" open area so that the Interior Designer can touch the sample for feel, without feeling the label or the glue used to affix the label to the sample.	
The Interior Designer's review and acceptance of samples and shop drawings shall be for appearance, design, color, quality, texture, surface finish, grain, weave and pattern and design. The Interior Designer shall notify the Owner's Project Manager in writing that samples have been received and reviewed. The Owner's Project Manager will then communicate acceptance of the samples to the Interior Designer. Compliance with all other technical and testing requirements of the materials is the exclusive responsibility of the Dealer.	
The Dealer shall not proceed with or cause manufacture of items until submitted samples are reviewed by the Owner and Interior Designer.	
The Interior Designer shall reserve the right to reject any samples or shop drawings that in their opinion, is not consistent with the design intent or does not satisfy the construction or appearance characteristics. If samples or shop drawings are rejected by the Interior Designer, the Dealer shall submit addition samples and shop drawings as required by the Interior Designer.	
All samples and shop drawings shall be reviewed by the Interior Designer under natural daylight and under the same (electric) ambient light condition and color temperature as will be installed at the project.	
Samples, Submissions, and Mockups TJNG Project - 76916	004 - 2 Addendum 1

Orange County Convention Center OCCC Network and Wellness Rooms – FF&E West Building	Samples, Submissions, and Mockups Section 004.0
MAINTENANCE RECOMMENDATIONS	
As an important part of the sample and shop drawing project management process, the Dealer shall provide the Owner with the various Manufacturers', Vendors' and Suppliers' maintenance and cleaning instructions:	
<ul style="list-style-type: none"> a. The Dealer shall submit to the Owner, OCCC, three copies (bound in a three-ring loose leaf binder) of all the Manufacturers', Vendors', and Suppliers' printed instructions for maintenance of the specified, delivered and installed FF&E Product, including methods and frequency recommended for maintaining optimum conditions under anticipated traffic and use conditions. Include precautions against materials and methods that may be detrimental to finishes and performance. b. The instructions shall cover such data as cleaning solutions or products for various types of stains, methods of applications, and methods that should be avoided, etc. c. Prior to completion of the installation, the Dealer shall schedule a seminar for the Owner's staff to include installation, repair, adjustment, and similar procedures, and cleaning equipment recommendations, chemicals, and cleaning techniques to properly maintain the specified, delivered and installed FF&E Product and its brand-new appearance and to assure maximum wear-life. 	
PRODUCT SPECIFICATION INDEX	
The FF&E Product specified by the Interior Designer for the Orange County Convention Center – West Building Concourse Seating is set forth in the following individual Product Specification Sheets as follows:	
S1w	Modular Sofa and Table (Ganging) – (1) 3-Seat Lounge, (2) Connector Table
S2w	Modular Sofa and Table (Ganging) – (2) 3-Seat Lounge, (1) Connector Table
S3w	Modular Sofa and Table (Ganging) – (3) 3-Seat Lounge, (2) Connector Table
S4w	Modular Sofa (Ganging) – (2) Loveseat 60° Wedge, (1) Loveseat 30° Wedge, (1) 15° Wedge Table
S5w	Modular Sofa (Ganging) – (2) Loveseat 60° Wedge, (2) Loveseat 30° Wedge, (1) 15° Wedge Table
R1w	3-Position Recliner
C1w	Counter Stool
T1w	Round Coffee Table
T2w	Round Side Table, Powered
T3w	Counter Height Table, Powered
L1w	Floor Lamp
The attached Product Specification Sheets and Interior Designer's Schedule and Quantity take off are intended to correspond to the quantities of FF&E Product illustrated on the Coded Drawing plans item-by-item. However, it is the Bidder's responsibility to review and coordinate these quantities take offs prepared by the Interior Designer with the Bidder's own take off and to thereafter (a) review and coordinate any discrepancies with the Owner and the Interior Designer while (b) taking full responsibility to prepare Purchase orders for the Owner accounting for the quantities of FF&E Product illustrated on the Coded Drawing Plans.	
Samples, Submissions, and Mockups TJNG Project - 76916	004 - 3 Addendum 1


Orange County Convention Center OCCC Network and Wellness Rooms – FF&E West Building	Product Specification Index Section 005.0
PRODUCT SPECIFICATION INDEX	
The FF&E Product specified by the Interior Designer for the Orange County Convention Center – West Building Concourse Seating is set forth in the following individual Product Specification Sheets as follows:	
S1w	Modular Sofa and Table (Ganging) – (1) 3-Seat Lounge, (2) Connector Table
S2w	Modular Sofa and Table (Ganging) – (2) 3-Seat Lounge, (1) Connector Table
S3w	Modular Sofa and Table (Ganging) – (3) 3-Seat Lounge, (2) Connector Table
S4w	Modular Sofa (Ganging) – (2) Loveseat 60° Wedge, (1) Loveseat 30° Wedge, (1) 15° Wedge Table
S5w	Modular Sofa (Ganging) – (2) Loveseat 60° Wedge, (2) Loveseat 30° Wedge, (1) 15° Wedge Table
R1w	3-Position Recliner
C1w	Counter Stool
T1w	Round Coffee Table
T2w	Round Side Table, Powered
T3w	Counter Height Table, Powered
L1w	Floor Lamp
The attached Product Specification Sheets and Interior Designer's Schedule and Quantity take off are intended to correspond to the quantities of FF&E Product illustrated on the Coded Drawing plans item-by-item. However, it is the Bidder's responsibility to review and coordinate these quantities take offs prepared by the Interior Designer with the Bidder's own take off and to thereafter (a) review and coordinate any discrepancies with the Owner and the Interior Designer while (b) taking full responsibility to prepare Purchase orders for the Owner accounting for the quantities of FF&E Product illustrated on the Coded Drawing Plans.	
Product Specification Index TJNG Project - 76916	005 - 1 Addendum 1

PROJECT

OCCC NETWORK AND WELLNESS ROOMS
WEST BUILDING
ORANGE COUNTY CONVENTION CENTER
9800 INTERNATIONAL DRIVE
Orlando, FL 32819



SEAL



ISSUED FOR

ADDENDUM 1

PROJECT INFORMATION

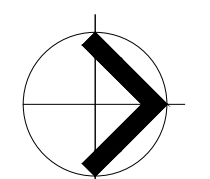
PROJECT NUMBER:
76916
DATE:
06/28/2019
SCALE:
1/64"=1'-0"
DRAWN BY:
KG
CHECKED BY:
JNK

DRAWING NUMBER

LEVEL 100 WEST BUILDING
OVERALL LEVEL FLOOR PLAN

I1.001

This document is not an architectural or engineering study, drawing, specification, or design and is not to be used for construction of any load-bearing columns, load-bearing framing or walls of structures, or issuance of any building permit, except as otherwise provided by law.

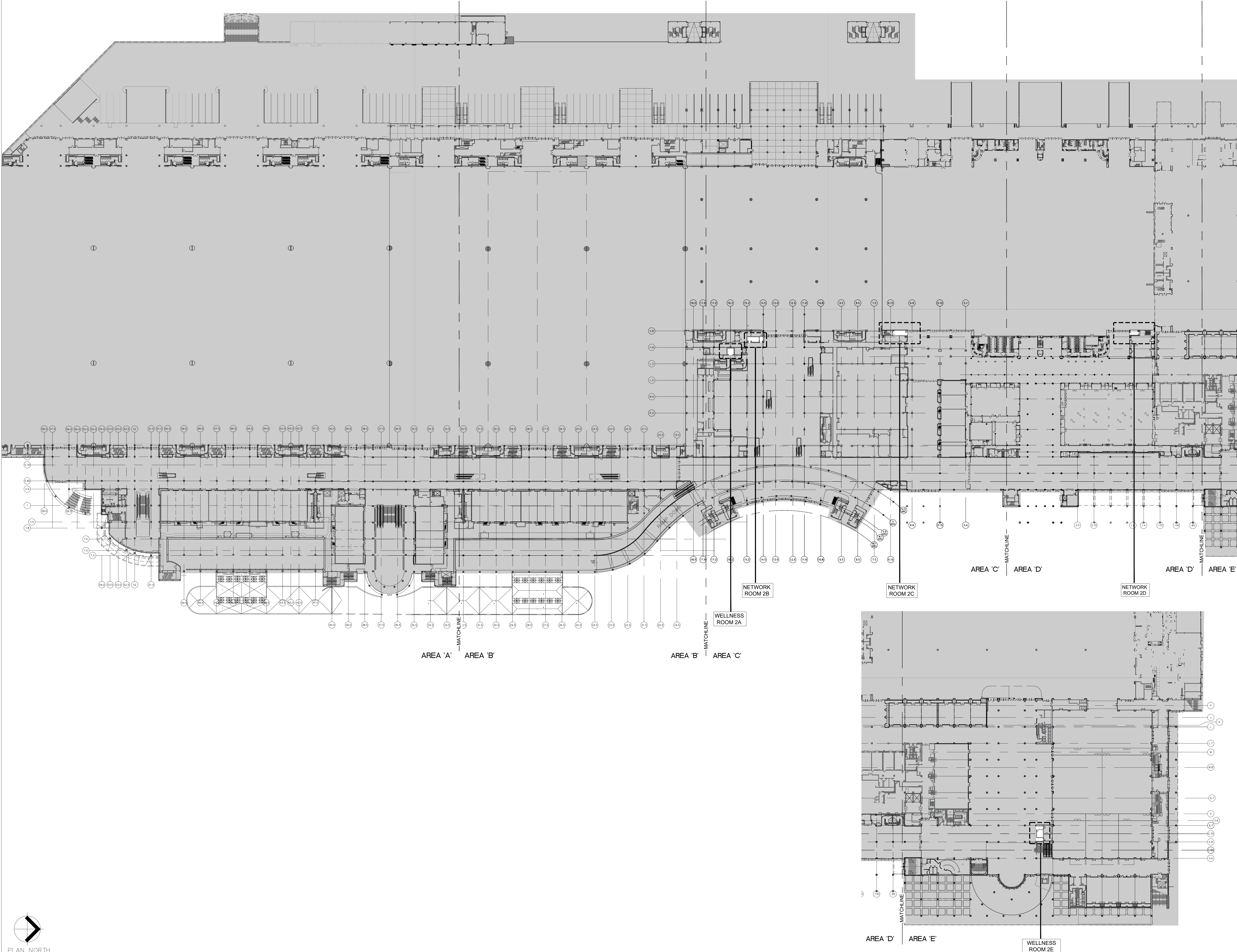


PLAN NORTH

1

LEVEL 100 WEST BUILDING - OVERALL LEVEL FLOOR PLAN


1/64" = 1'-0"



PROJECT

OCCC NETWORK AND WELLNESS ROOMS
WEST BUILDING
ORANGE COUNTY CONVENTION CENTER
9800 INTERNATIONAL DRIVE
Orlando, FL, 32819

SEAL



ISSUED FOR

ADDENDUM 1

PROJECT INFORMATION

PROJECT NUMBER:
76916
DATE:
06/28/2019
SCALE:
1/64"=1'-0"
DRAWN BY:
KG
CHECKED BY:
JNK

DRAWING NUMBER

LEVEL 200 WEST BUILDING
OVERALL LEVEL FLOOR PLAN

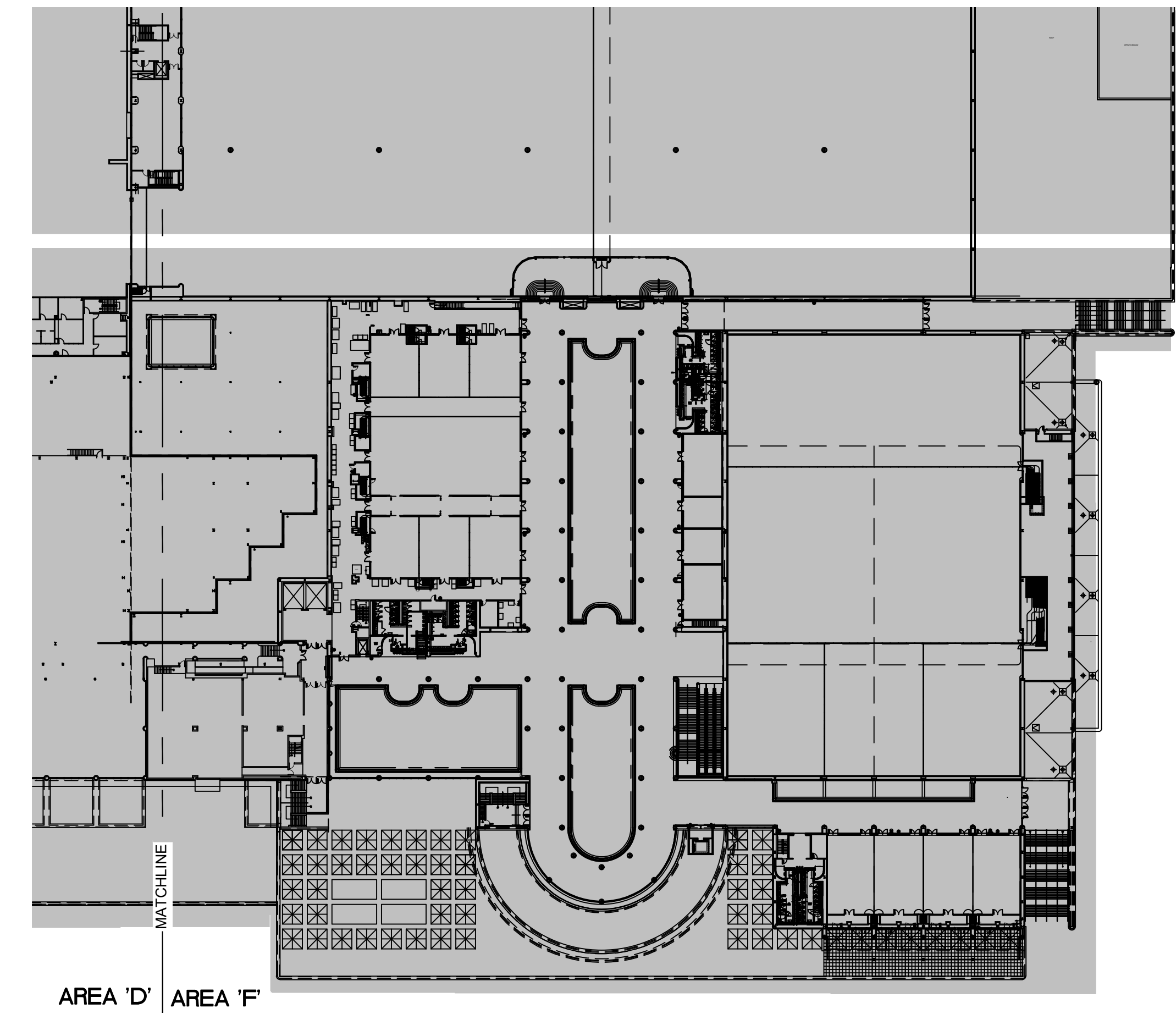
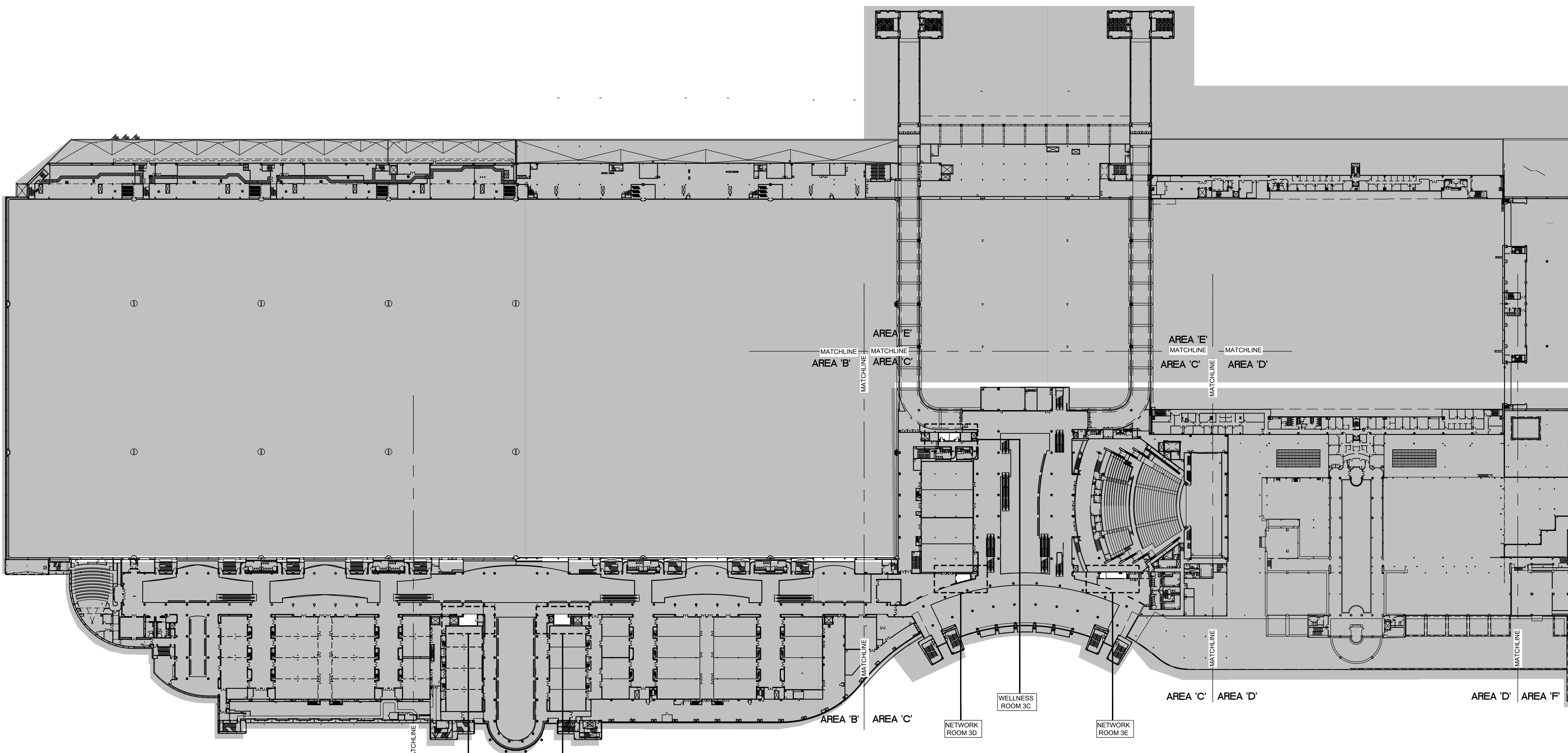
11.002

This document is not an architectural or engineering study, drawing, specification, or design and is not to be used for construction of any load-bearing columns, load-bearing framing or walls of structures, or issuance of any building permit, except as otherwise provided by law.



PROJECT

OCCC NETWORK AND WELLNESS ROOMS
WEST BUILDING
ORANGE COUNTY CONVENTION CENTER
9800 INTERNATIONAL DRIVE
Orlando, FL 32819



SEAL

Jennifer Nichols Kennedy
Florida Registered Interior Designer
FL ID #3031

ISSUED FOR

ADDENDUM 1

PROJECT INFORMATION

PROJECT NUMBER:
76916
DATE:
06/28/2019
SCALE:
1/64"=1'-0"
DRAWN BY:
KG
CHECKED BY:
JNK

DRAWING NUMBER

LEVEL 300 WEST BUILDING
OVERALL LEVEL FLOOR PLAN

11.003


This document is not an architectural or engineering study, drawing, specification, or design and is not to be used for construction of any load-bearing columns, load-bearing framing or walls of structures, or issuance of any building permit, except as otherwise provided by law.



PROJECT

OCCC NETWORK AND WELLNESS ROOMS
WEST BUILDING
ORANGE COUNTY CONVENTION CENTER
9800 INTERNATIONAL DRIVE
Orlando, FL, 32819

SEAL



ISSUED FOR

ADDENDUM 1

PROJECT INFORMATION

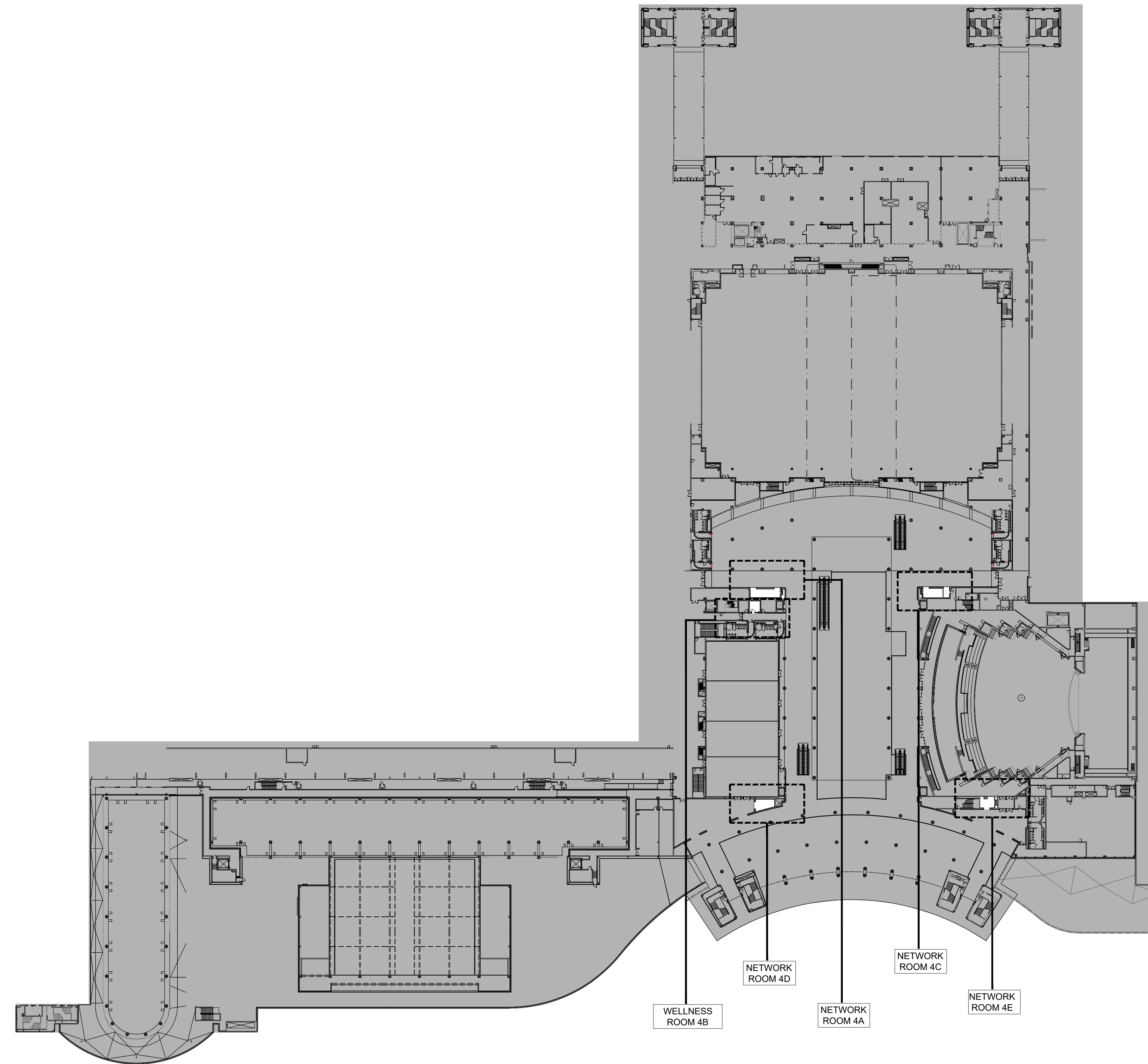
PROJECT NUMBER:
76916
DATE:
06/28/2019
SCALE:
1/64"=1'-0"
DRAWN BY:
KG
CHECKED BY:
JNK

DRAWING NUMBER

LEVEL 400 WEST BUILDING
OVERALL LEVEL FLOOR PLAN

11.004

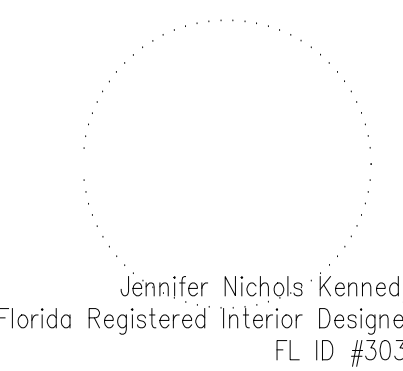
This document is not an architectural or engineering study, drawing, specification, or design and is not to be used for construction of any load-bearing columns, load-bearing framing or walls of structures, or issuance of any building permit, except as otherwise provided by law.



PROJECT

OCCC NETWORK AND WELLNESS ROOMS
WEST BUILDING
ORANGE COUNTY CONVENTION CENTER
 9800 INTERNATIONAL DRIVE
 Orlando, FL 32819

SEAL



ISSUED FOR

ADDENDUM 1

PROJECT INFORMATION

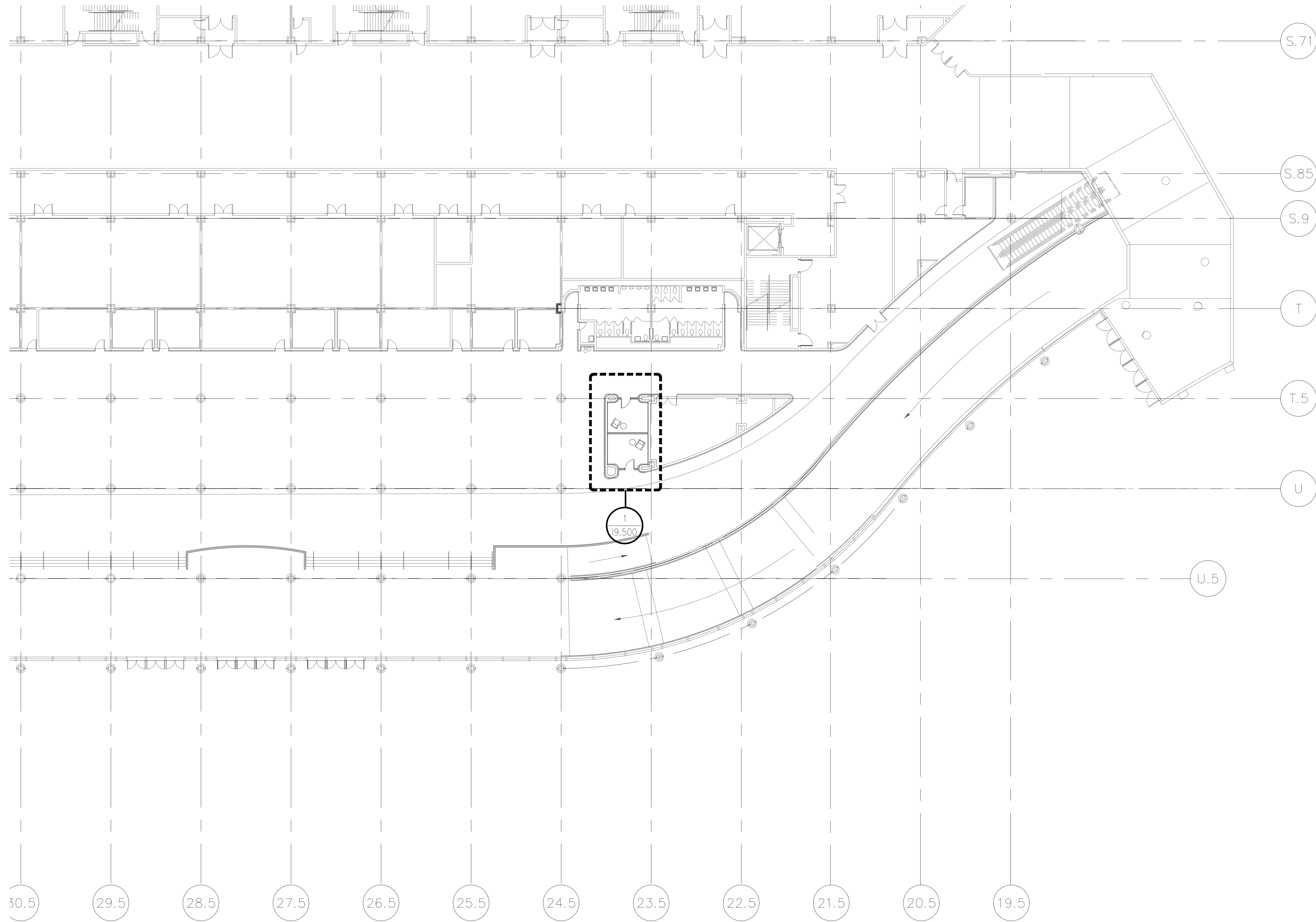
PROJECT NUMBER:
76916
DATE:
06/28/2019
SCALE:
1/16"=1'-0"
DRAWN BY:
KG
CHECKED BY:
JNK

DRAWING NUMBER

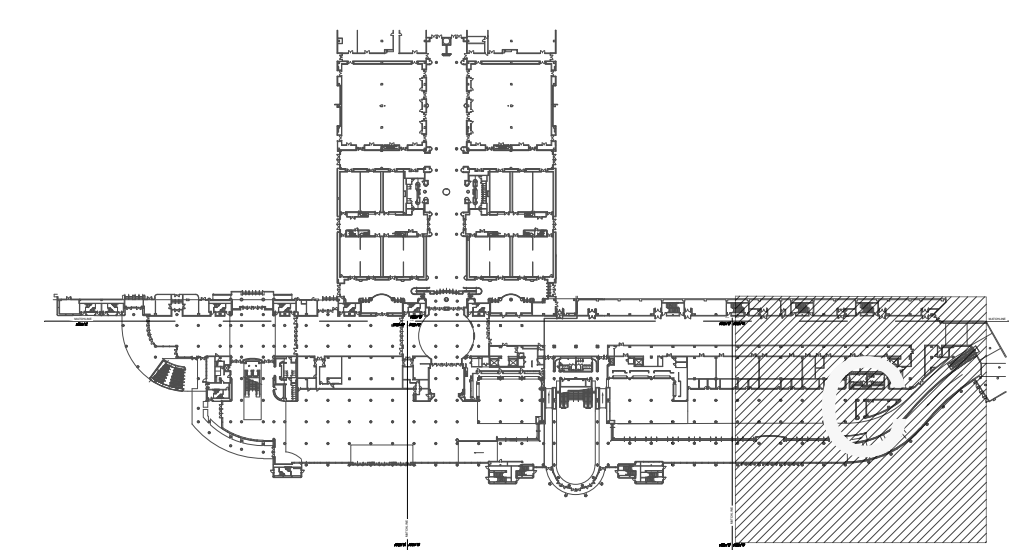
LEVEL 100 WEST BUILDING
 AREA 'C'

19.100

This document is not an architectural or engineering study, drawing, specification, or design and is not to be used for construction of any load-bearing columns, load-bearing framing or walls of structures, or issuance of any building permit, except as otherwise provided by law.

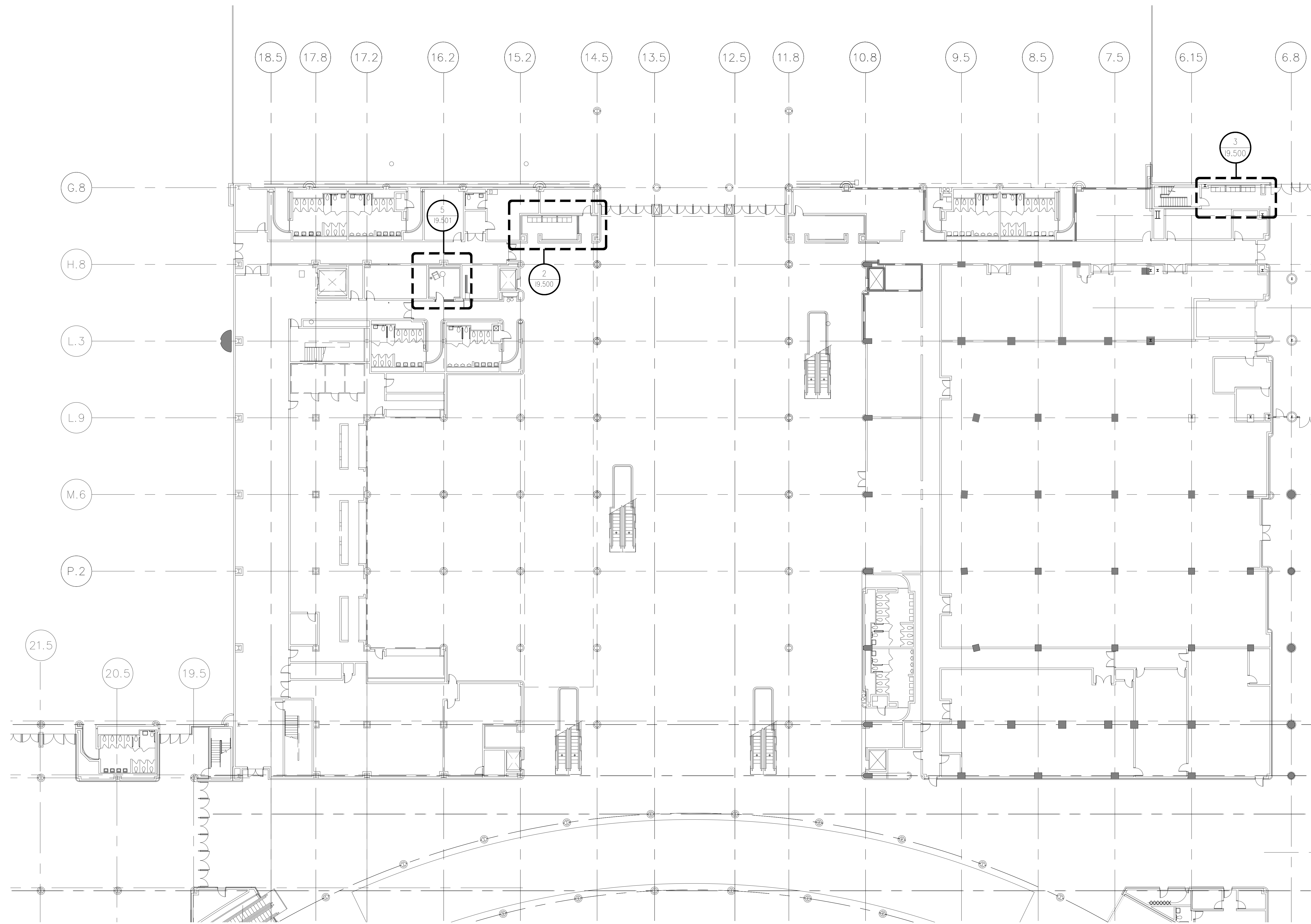


KEY PLAN:



PROJECT

OCCC NETWORK AND WELLNESS ROOMS
WEST BUILDING
ORANGE COUNTY CONVENTION CENTER
9800 INTERNATIONAL DRIVE
Orlando, FL 32819



SEAL

Jennifer Nichols Kennedy
Florida Registered Interior Designer
FL ID #3031

ISSUED FOR

ADDENDUM 1

PROJECT INFORMATION

PROJECT NUMBER:

76916

DATE:

06/28/2019

SCALE:

1/16"=1'-0"

DRAWN BY:

KG

CHECKED BY:

JNK

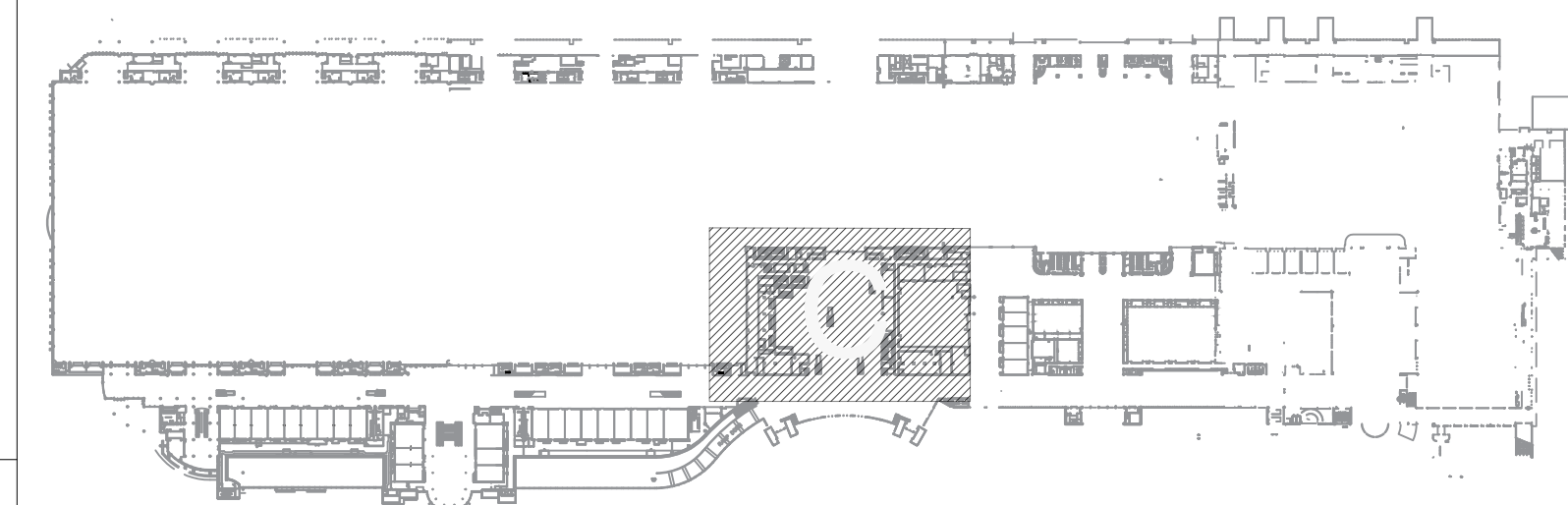
DRAWING NUMBER

LEVEL 200 WEST BUILDING
AREA 'C'

19.200W

This document is not an architectural or engineering study, drawing, specification, or design and is not to be used for construction of any load-bearing columns, load-bearing framing or walls of structures, or issuance of any building permit, except as otherwise provided by law.

KEY PLAN:



PLAN NORTH

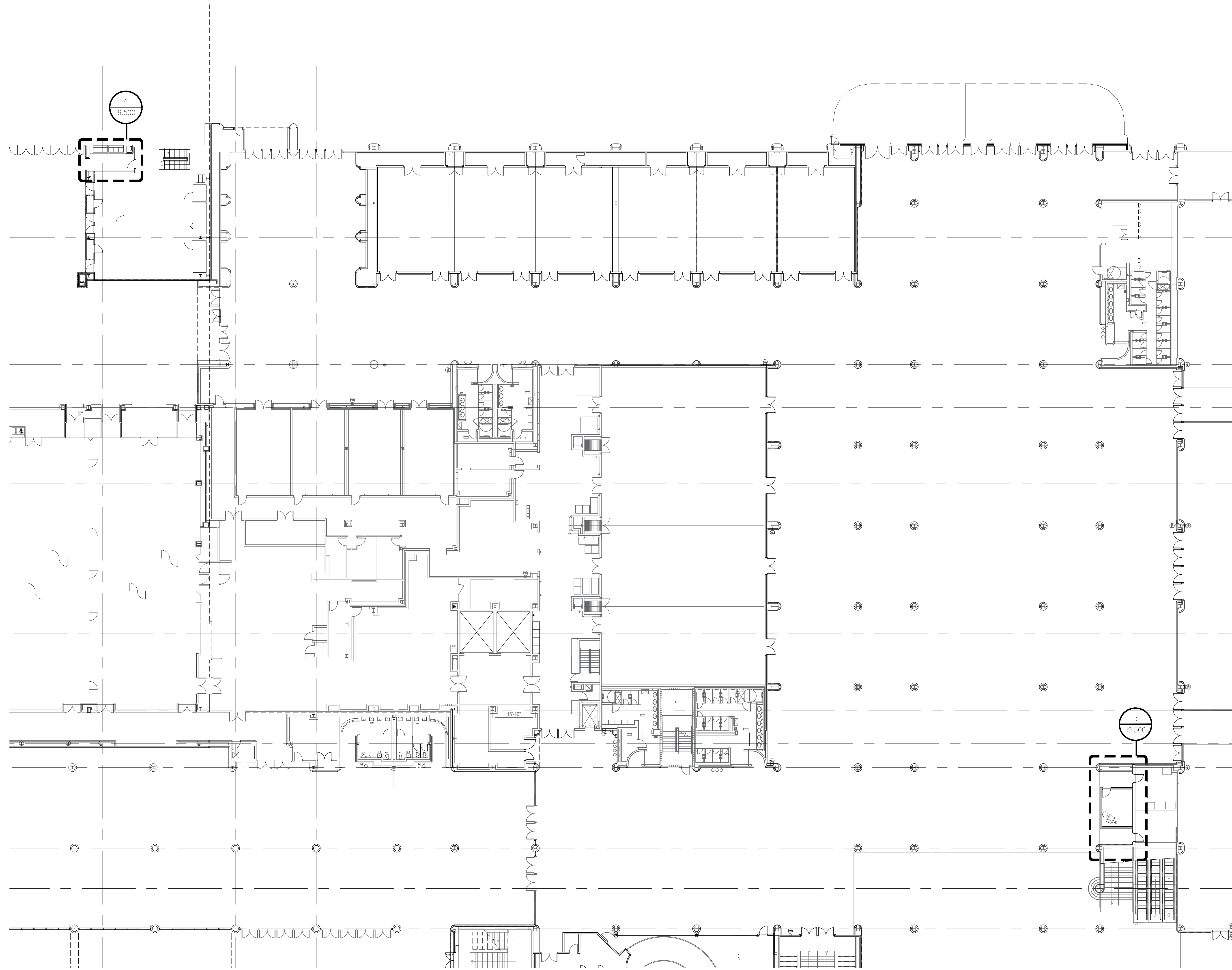
1

LEVEL 200 WEST BUILDING - AREA 'C'


1/16" = 1'-0"

PROJECT

OCCC NETWORK AND WELLNESS ROOMS
WEST BUILDING
ORANGE COUNTY CONVENTION CENTER
9800 INTERNATIONAL DRIVE
Orlando, FL 32819



SEAL



ISSUED FOR

ADDENDUM 1

PROJECT INFORMATION

PROJECT NUMBER:
76916
DATE:
06/28/2019
SCALE:
1/16"=1'-0"
DRAWN BY:
KG
CHECKED BY:
JNK

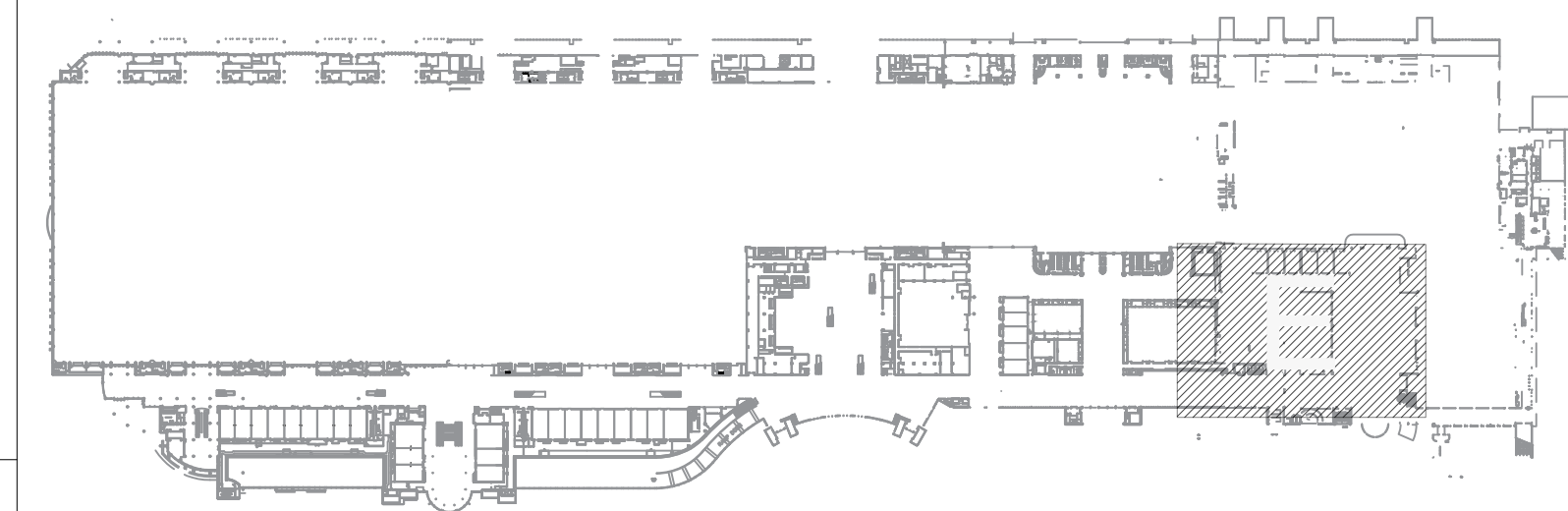
DRAWING NUMBER

LEVEL 200 WEST BUILDING
AREA 'E'

19.201W

This document is not an architectural or engineering study, drawing, specification, or design and is not to be used for construction of any load-bearing columns, load-bearing framing or walls of structures, or issuance of any building permit, except as otherwise provided by law.


KEY PLAN:



PROJECT

OCCC NETWORK AND WELLNESS ROOMS
WEST BUILDING
WEST BUILDING CONVENTION CENTER
9800 INTERNATIONAL DRIVE
Orlando, FL 32819

SEAL



ISSUED FOR

ADDENDUM 1

PROJECT INFORMATION

PROJECT NUMBER:

76916

DATE:

06/28/2019

SCALE:

1/16"=1'-0"

DRAWN BY:

KG

CHECKED BY:

JNK

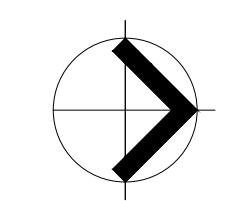
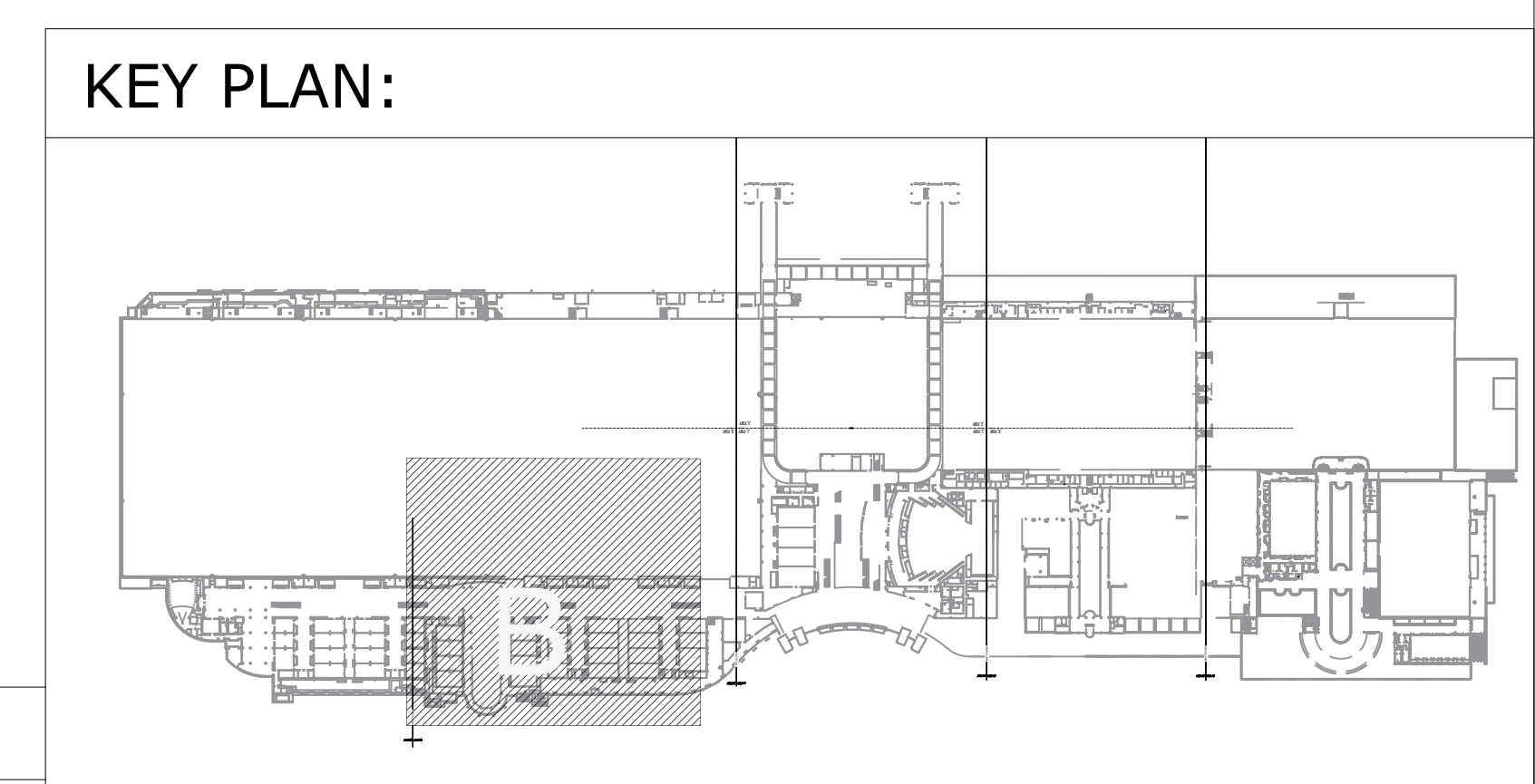
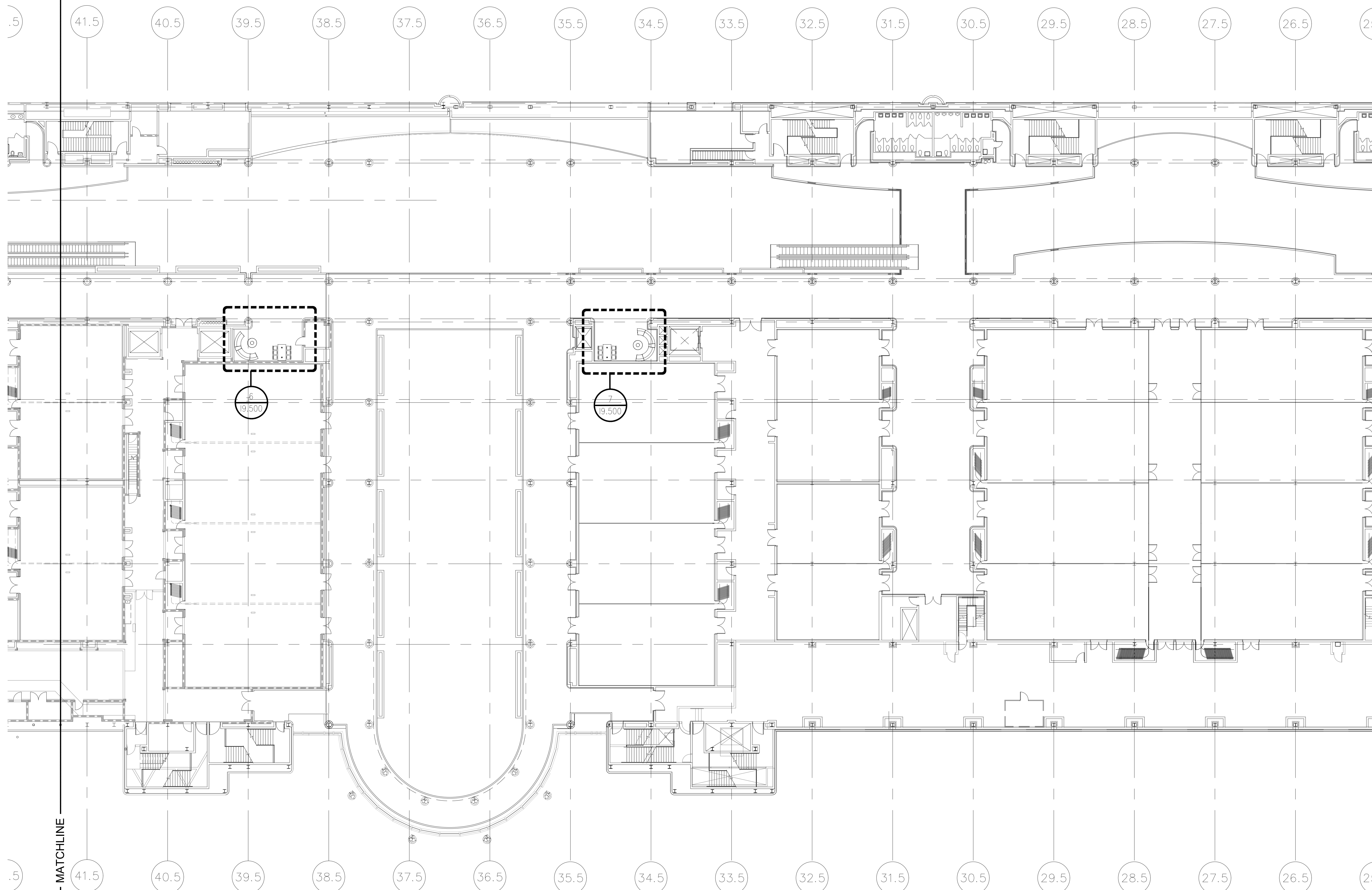
DRAWING NUMBER

LEVEL 300

AREA 'B'

19.300

This document is not an architectural or engineering study, drawing, specification, or design and is not to be used for construction of any load-bearing columns, load-bearing framing or walls of structures, or issuance of any building permit, except as otherwise provided by law.



PLAN NORTH

1
1/16" = 1'-0"

LEVEL 300 WEST BUILDING - AREA 'B'

MATCHLINE

AREA 'A' AREA 'B'

TJNG

PARTNERS

205 E. Central Blvd.
Suite 500
Orlando, FL 32801
Phone 407.644.2445
Fax 407.644.0445
www.tjngpartners.com

18 0001073

PROJECT

OCCC NETWORK AND WELLNESS ROOMS
WEST BUILDING
ORANGE COUNTY CONVENTION CENTER
9800 INTERNATIONAL DRIVE
Orlando, FL 32819

SEAL

Jennifer Nichols Kennedy
Florida Registered Interior Designer
FL ID #3031

ISSUED FOR

ADDENDUM 1

PROJECT INFORMATION

PROJECT NUMBER:

76916

DATE:

06/28/2019

SCALE:

1/16"=1'-0"

DRAWN BY:

KG

CHECKED BY:

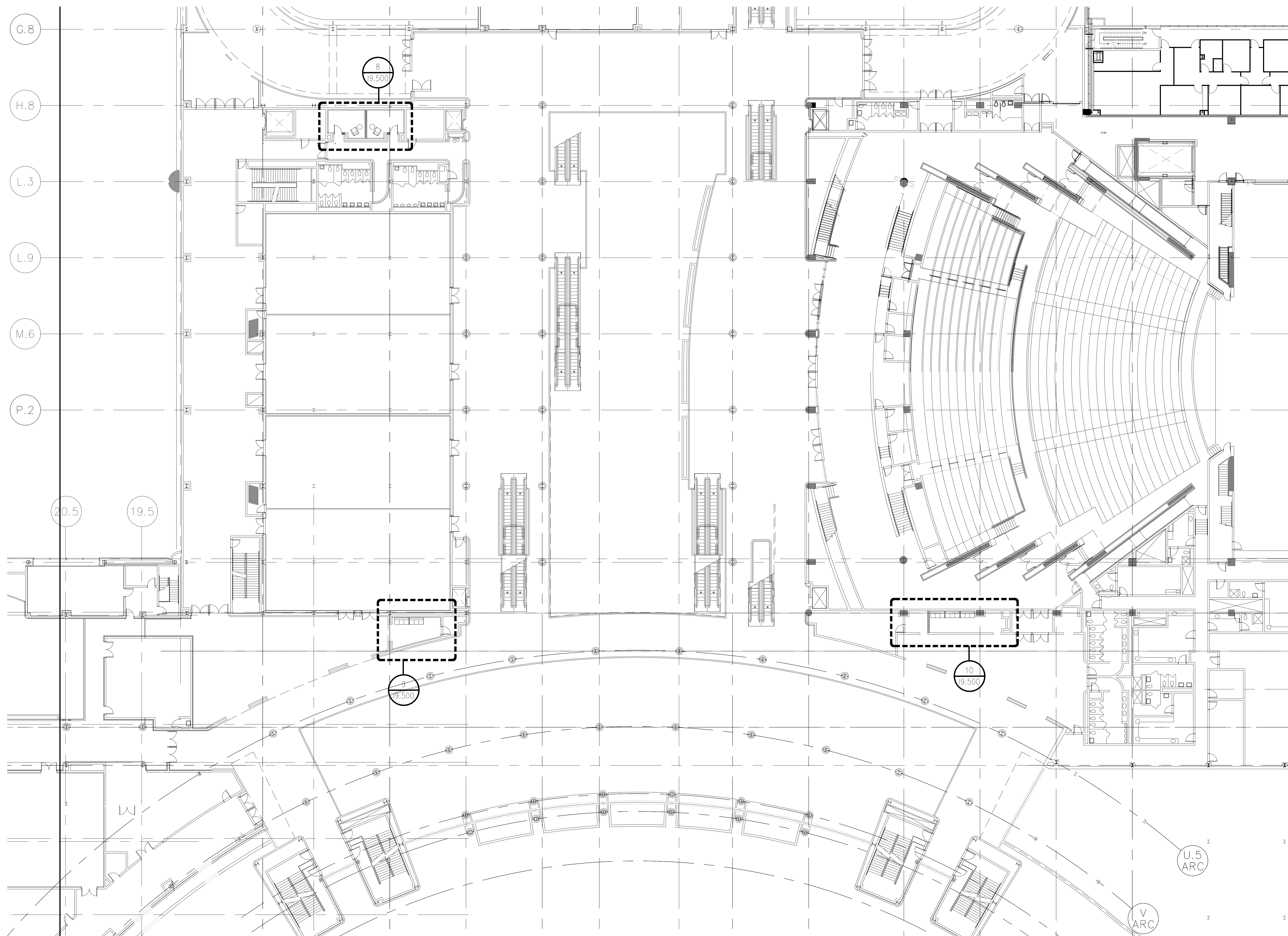
JNK

DRAWING NUMBER

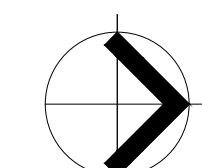
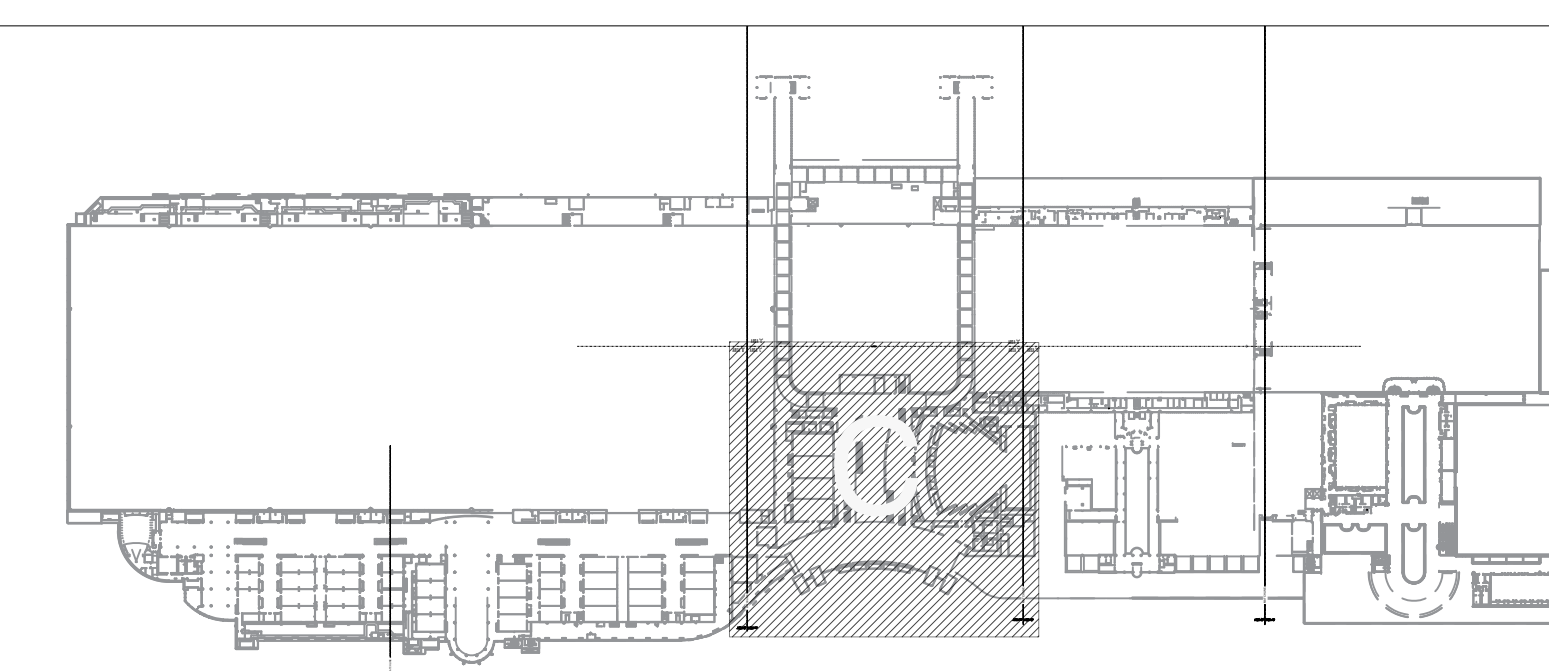
LEVEL 300 WEST BUILDING
AREA 'C'

19.301

This document is not an architectural or engineering study, drawing, specification, or design and is not to be used for construction of any load-bearing columns, load-bearing framing or walls of structures, or issuance of any building permit, except as otherwise provided by law.



KEY PLAN:



PLAN NORTH

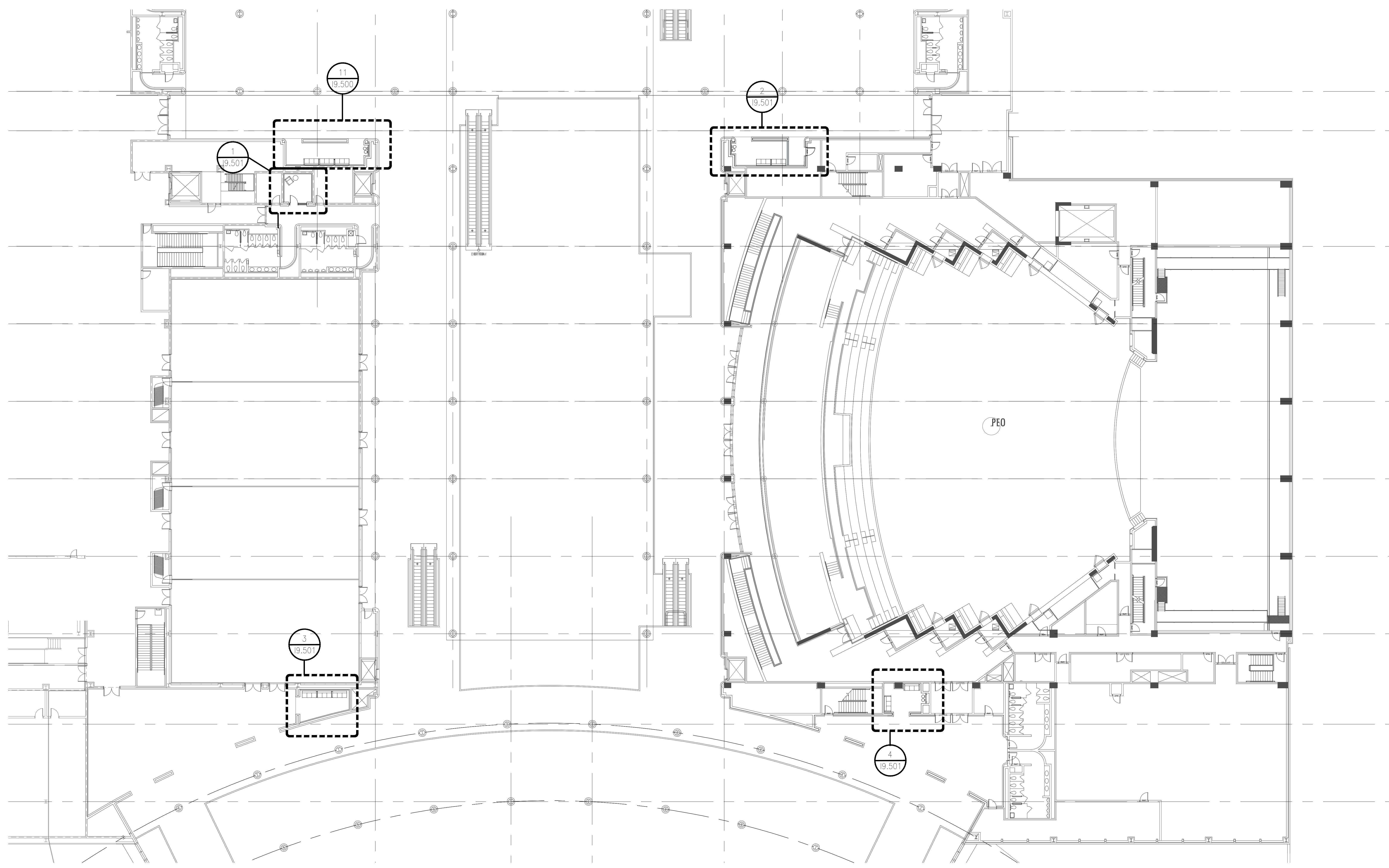
1

LEVEL 300 WEST BUILDING - AREA 'C'


1/16" = 1'-0"

PROJECT

OCCC NETWORK AND WELLNESS ROOMS
WEST BUILDING
ORANGE COUNTY CONVENTION CENTER
9800 INTERNATIONAL DRIVE
Orlando, FL 32819



SEAL



ISSUED FOR

ADDENDUM 1

PROJECT INFORMATION

PROJECT NUMBER:
76916
DATE:
06/28/2019
SCALE:
1/16"=1'-0"
DRAWN BY:
KG
CHECKED BY:
JNK

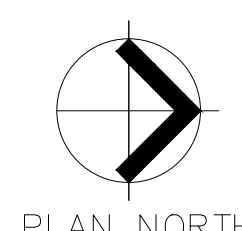
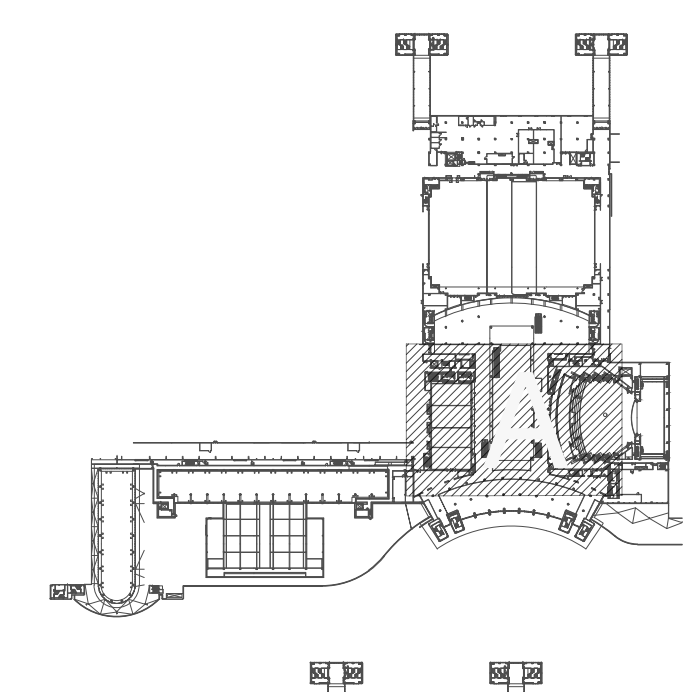
DRAWING NUMBER

LEVEL 400 WEST BUILDING
AREA 'A'

19.400

This document is not an architectural or engineering study, drawing, specification, or design and is not to be used for construction of any load-bearing columns, load-bearing framing or walls of structures, or issuance of any building permit, except as otherwise provided by law.

KEY PLAN:



PLAN NORTH

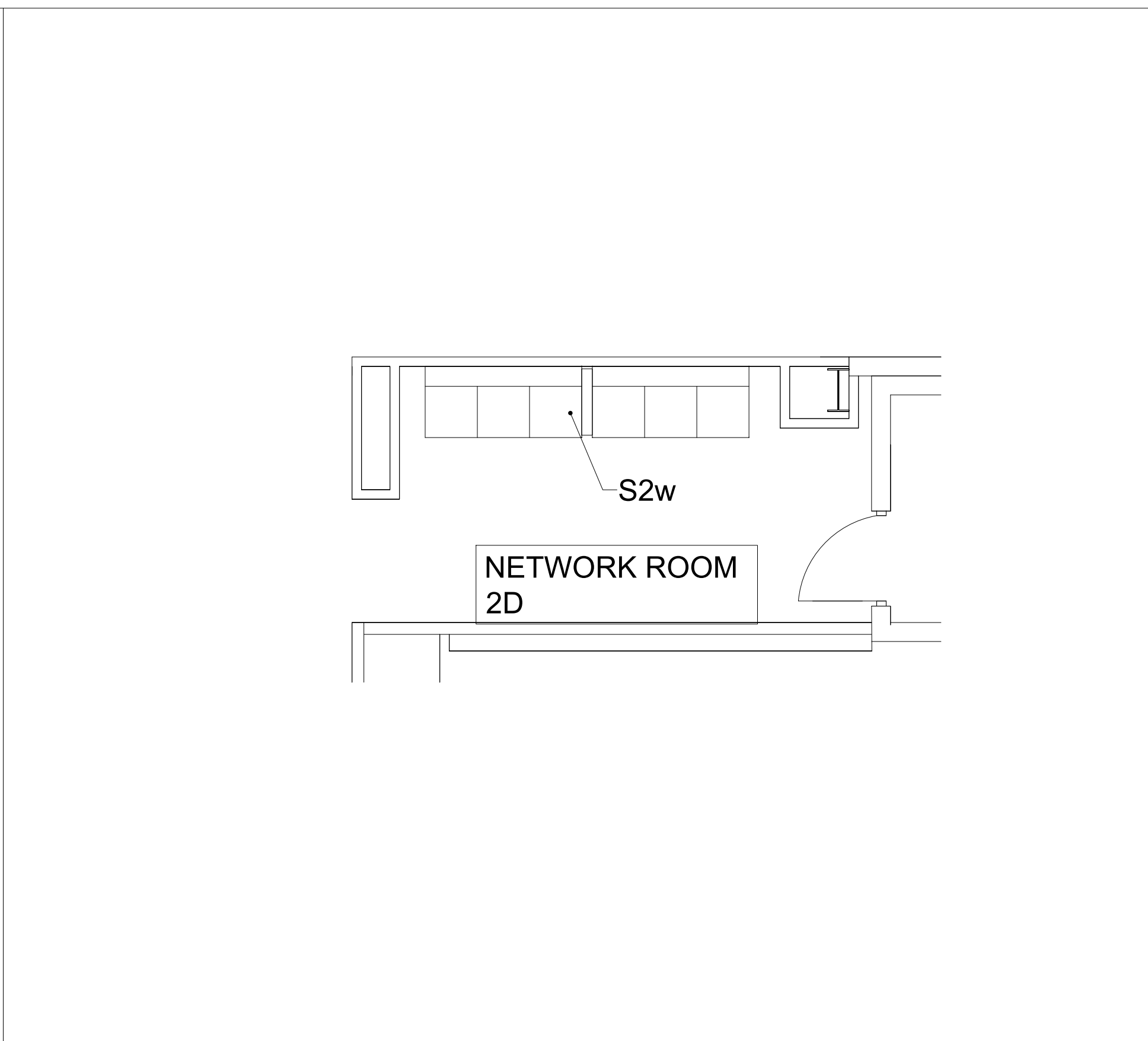
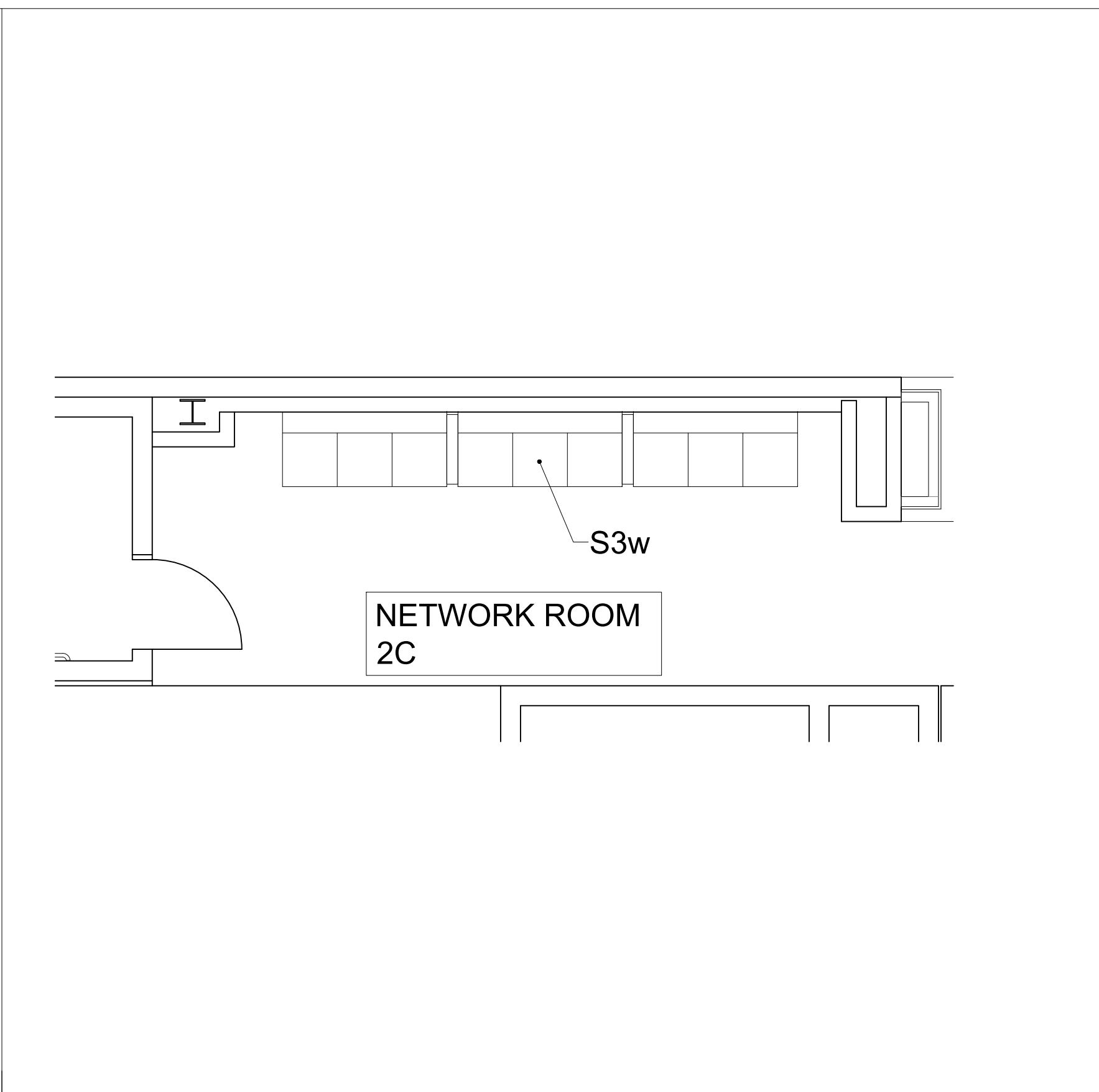
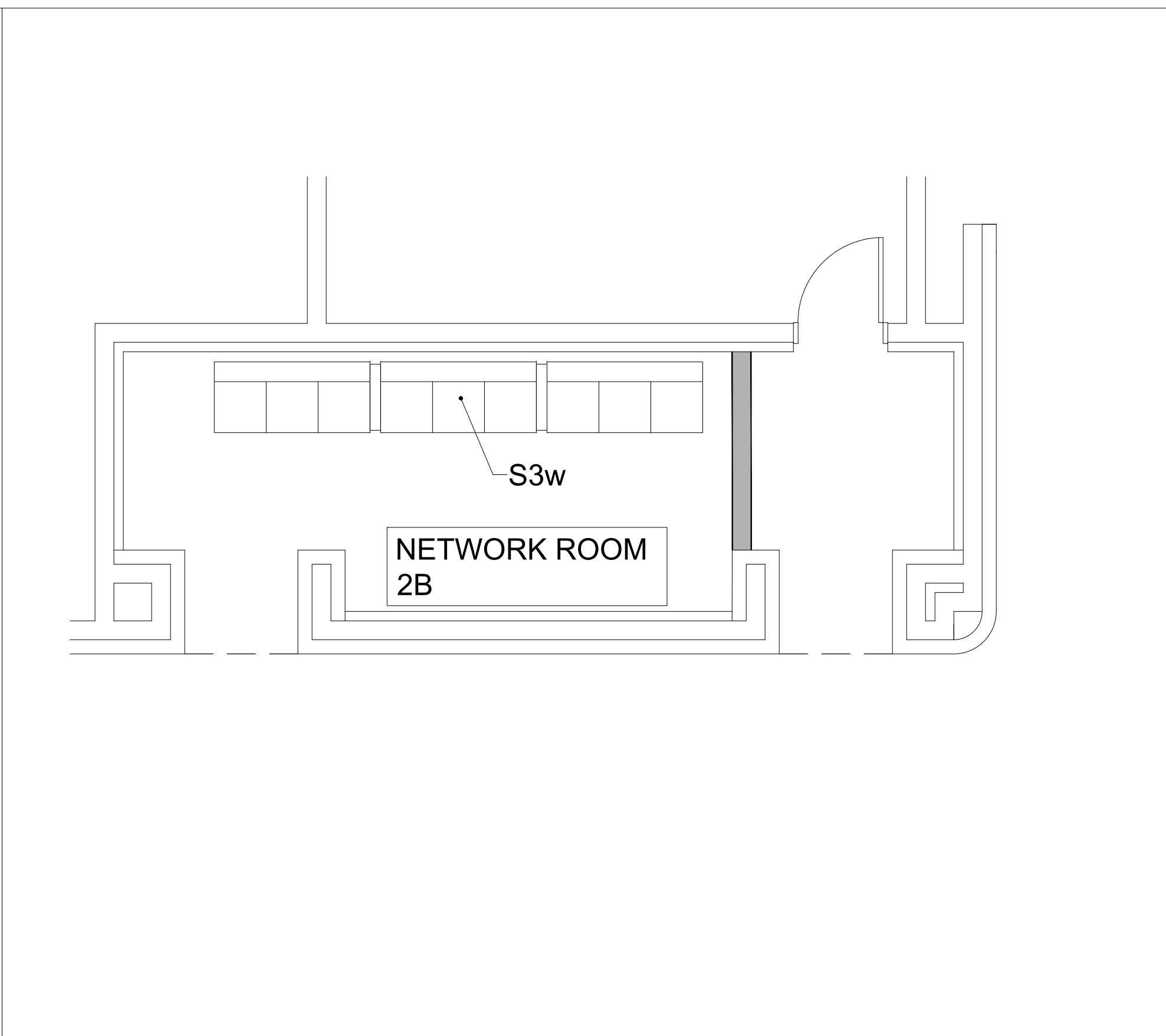
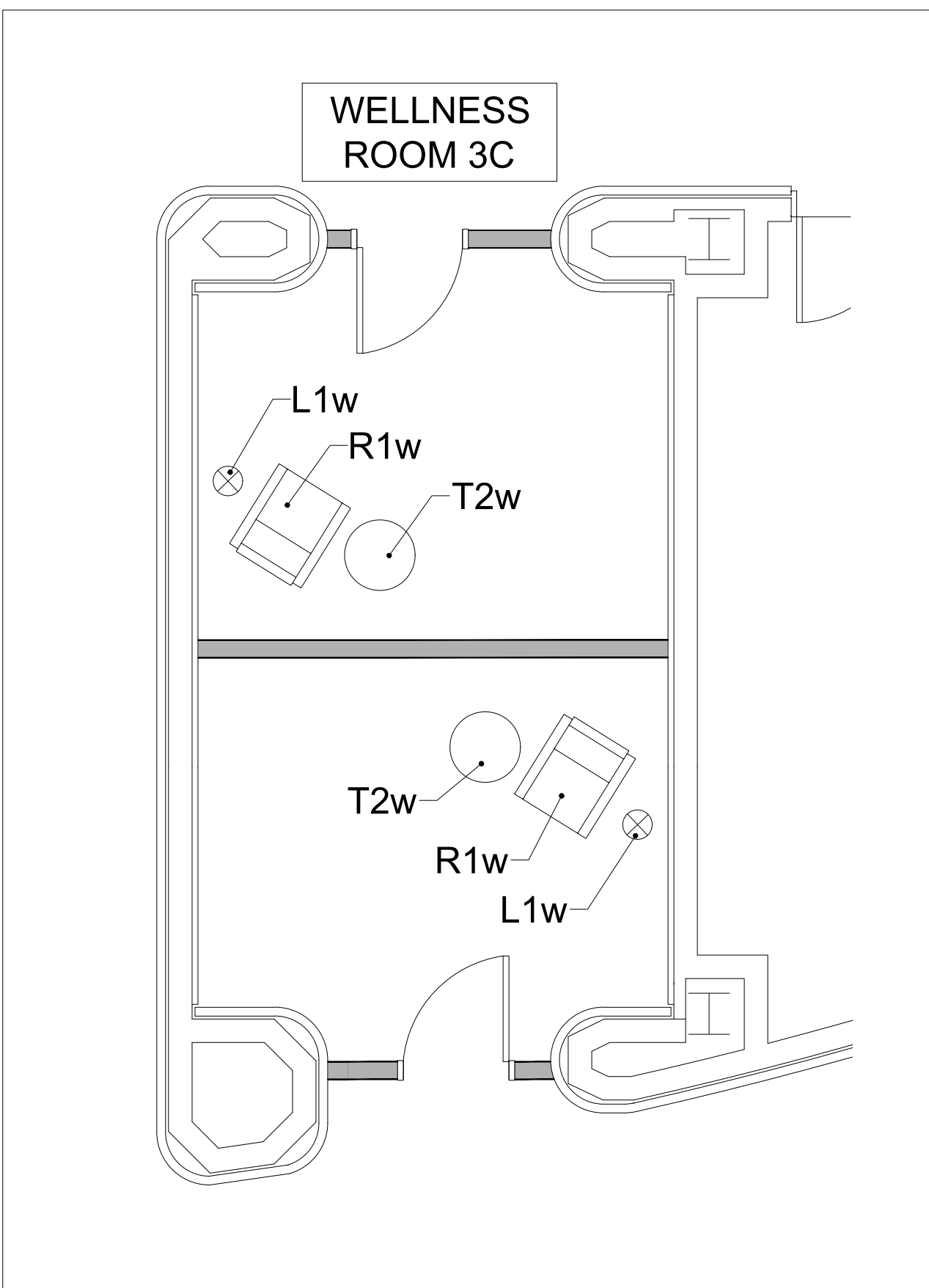
1

LEVEL 400 WEST BUILDING - AREA 'A'

1/16" = 1'-0"

PROJECT

OCCC NETWORK AND WELLNESS ROOMS
WEST BUILDING
ORANGE COUNTY CONVENTION CENTER
9800 INTERNATIONAL DRIVE
Orlando, FL, 32819

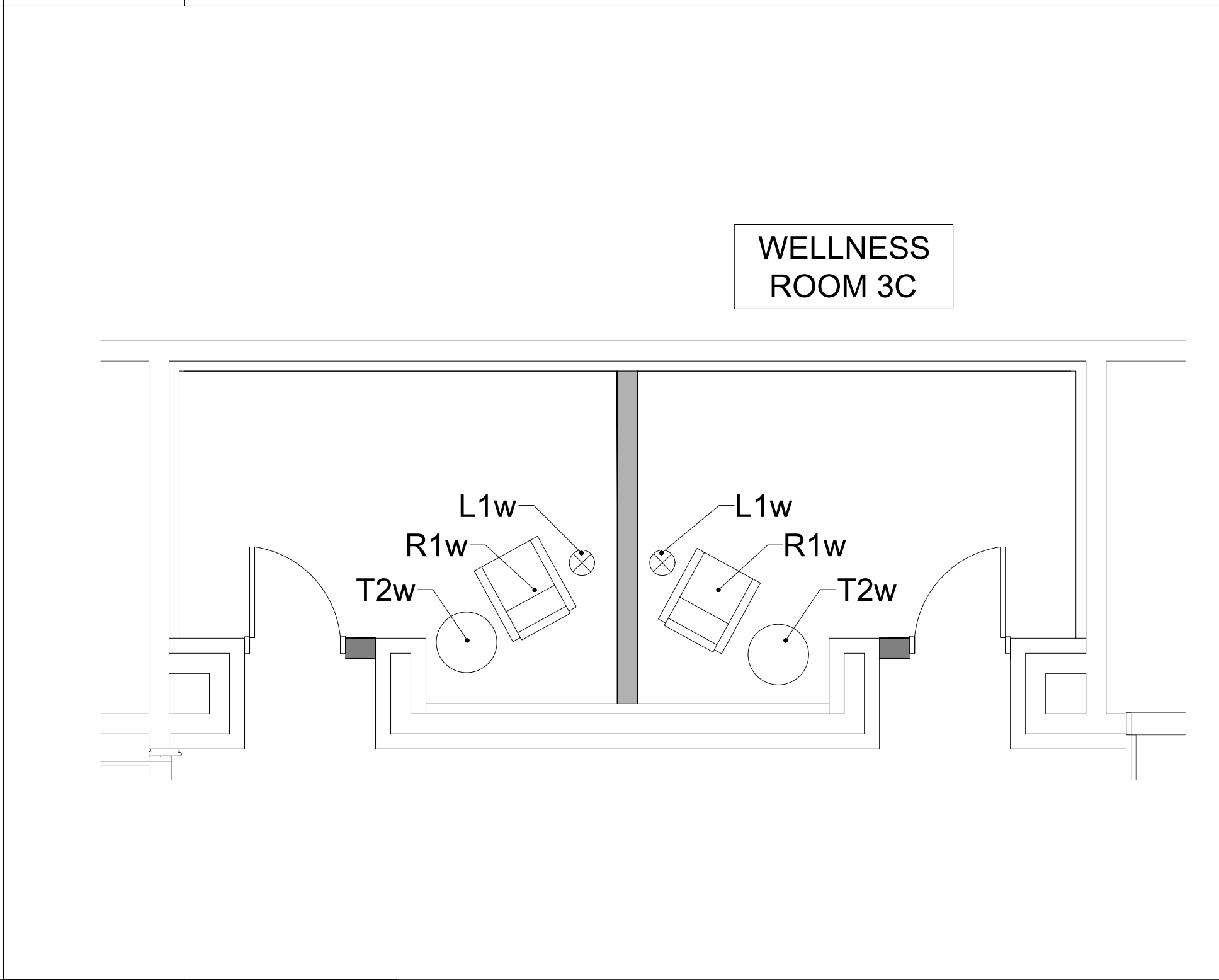
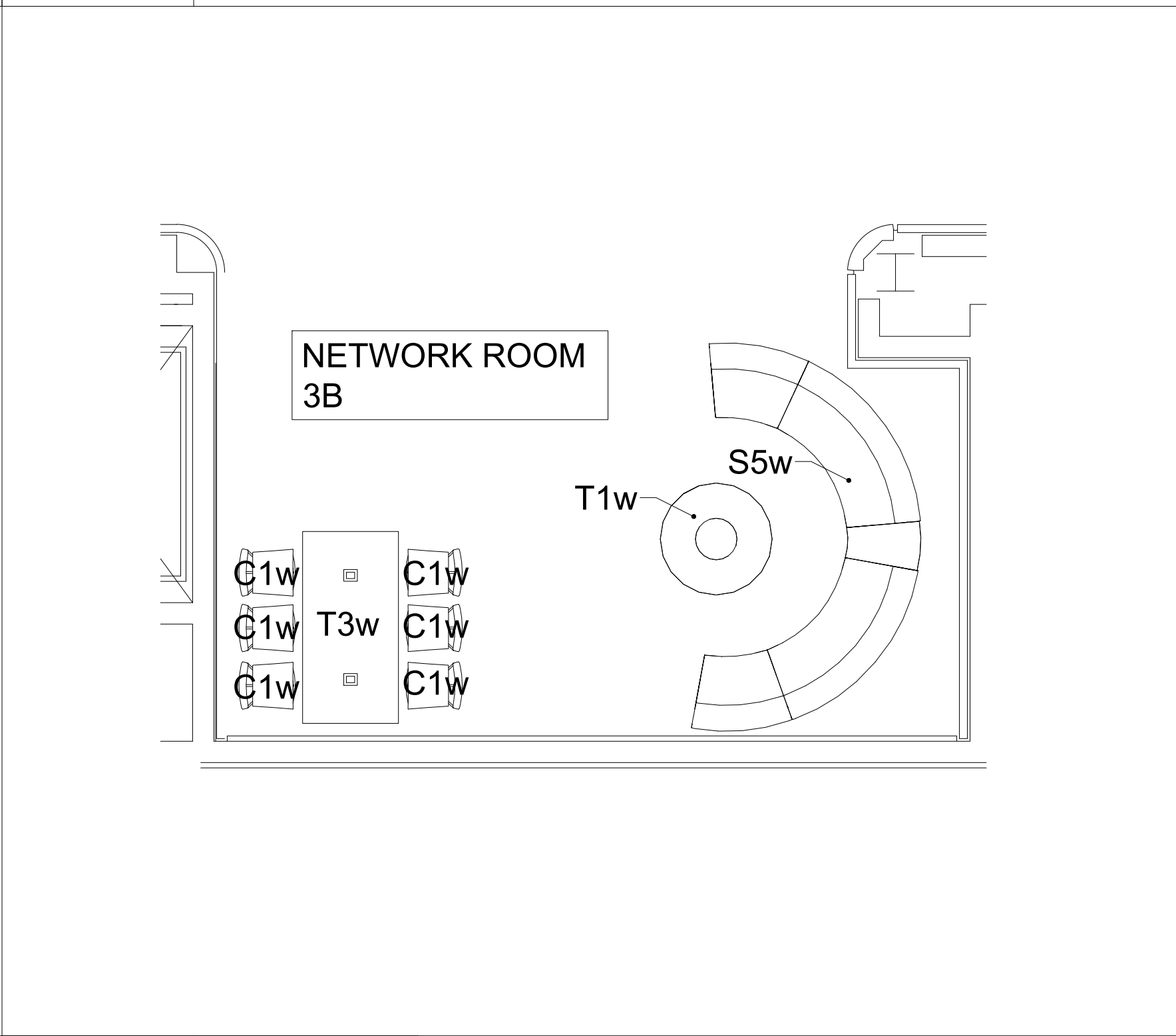
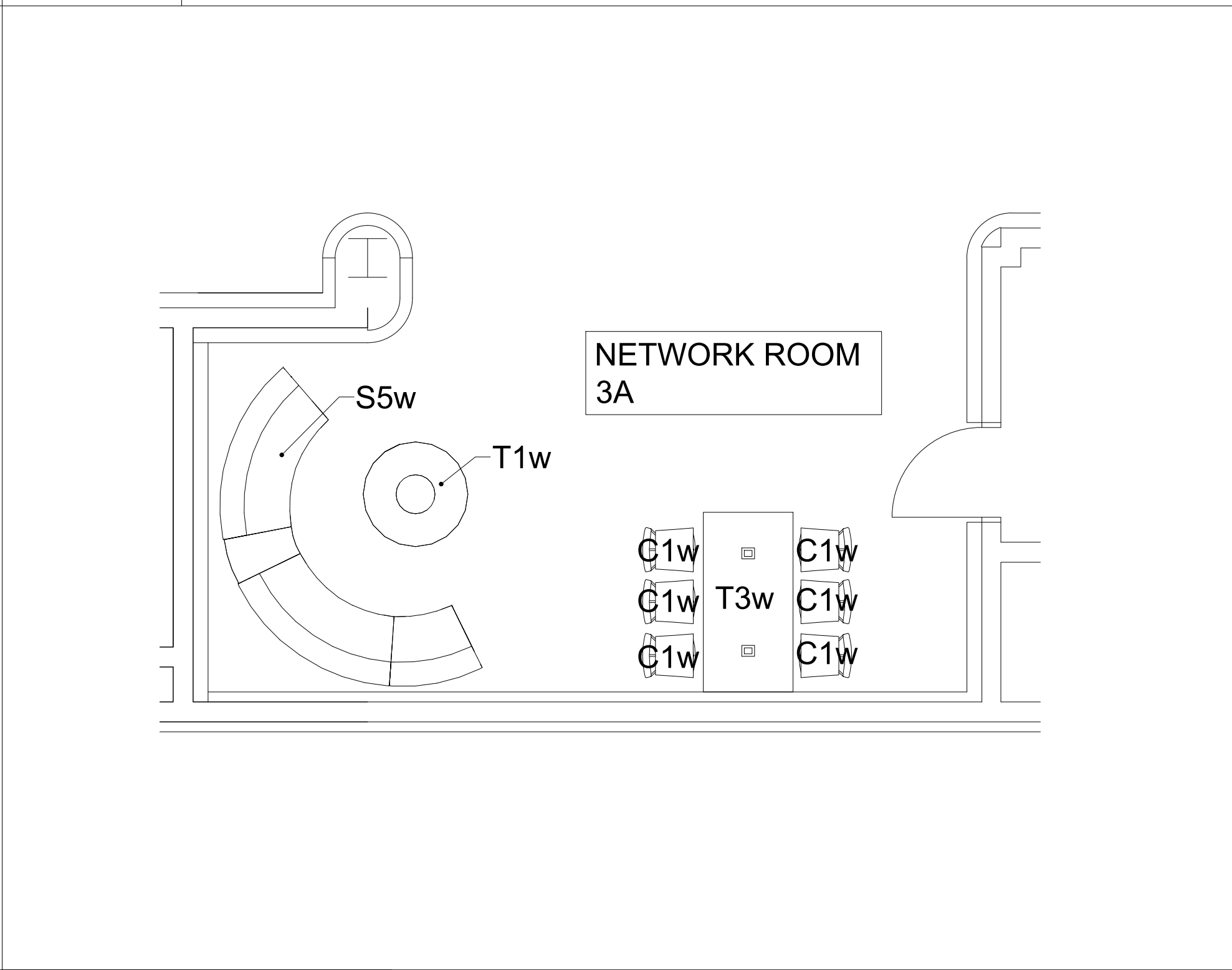
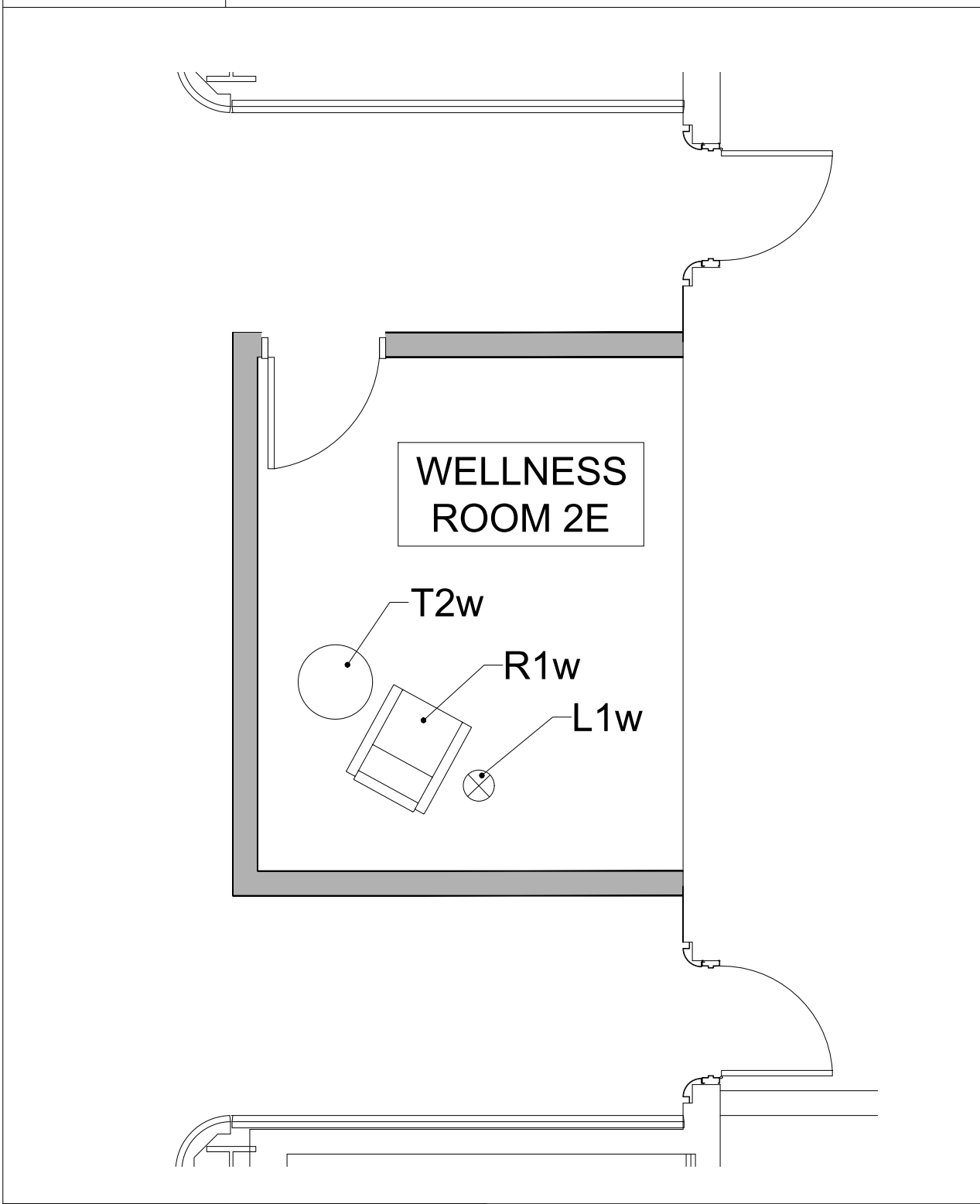


1 WELLNESS ROOM 1C
1/4" = 1'-0" LEVEL 100

2 NETWORK ROOM 2B
1/4" = 1'-0" LEVEL 200

3 NETWORK ROOM 2C
1/4" = 1'-0" LEVEL 200

4 NETWORK ROOM 2D
1/4" = 1'-0" LEVEL 200

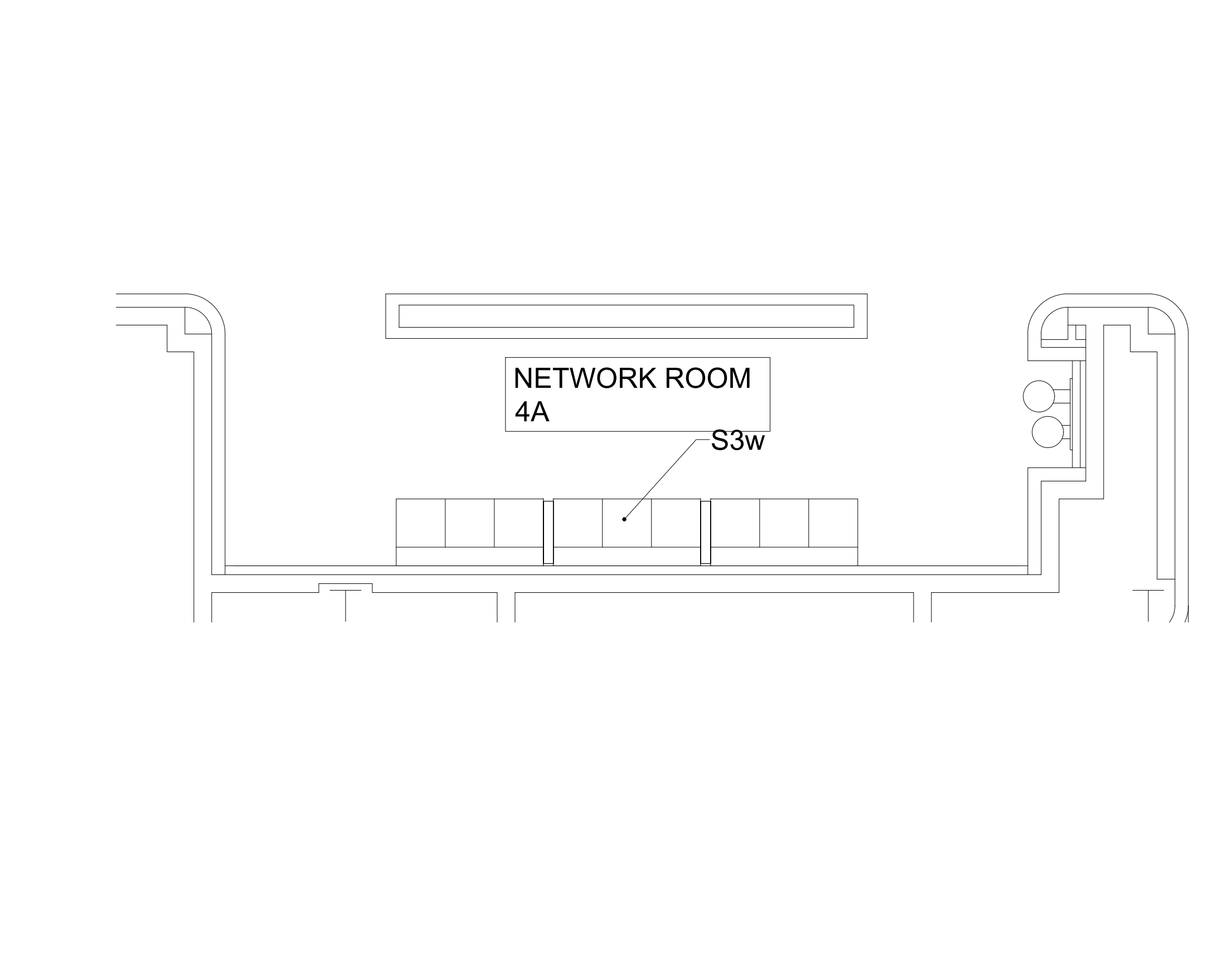
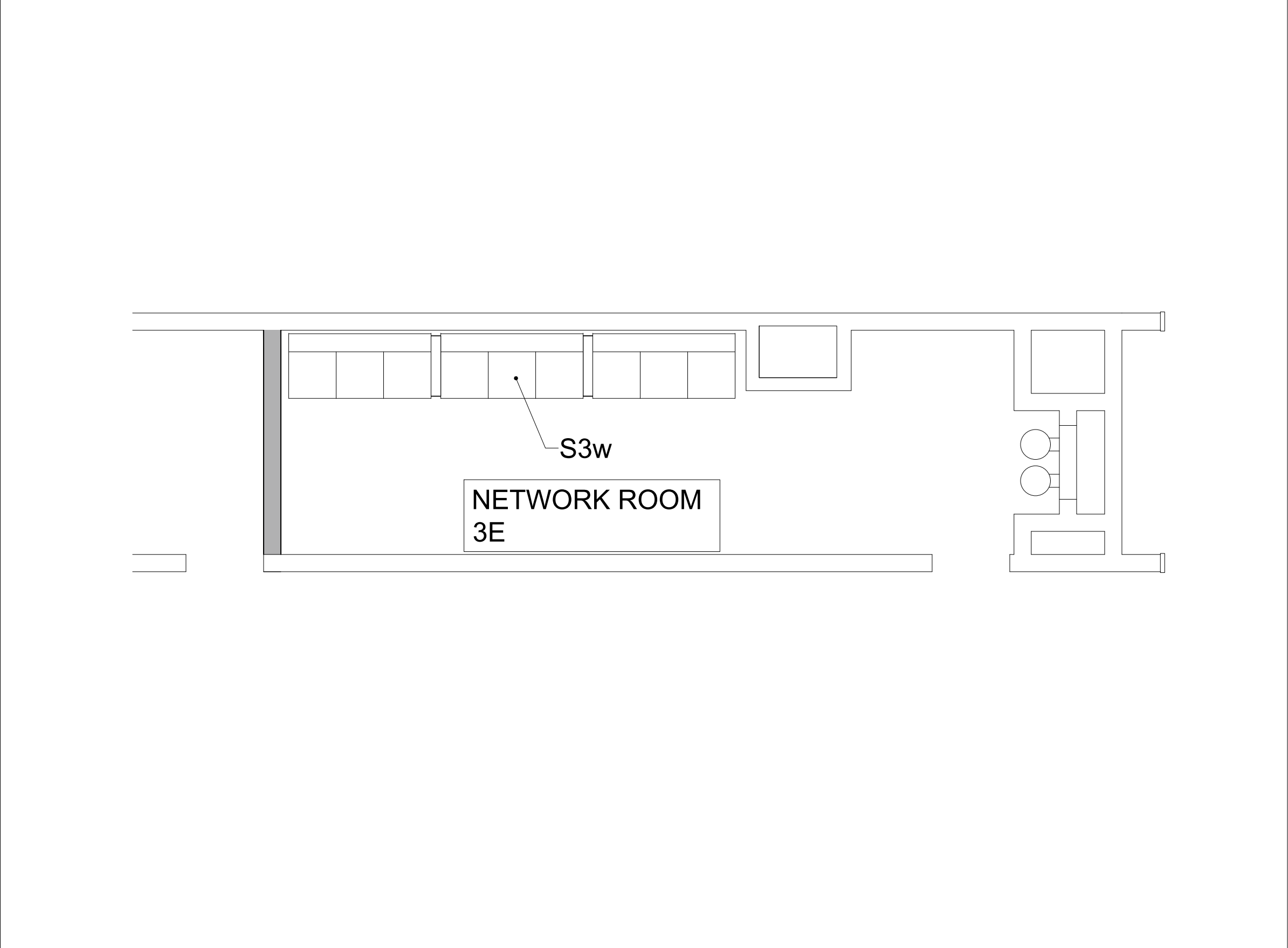
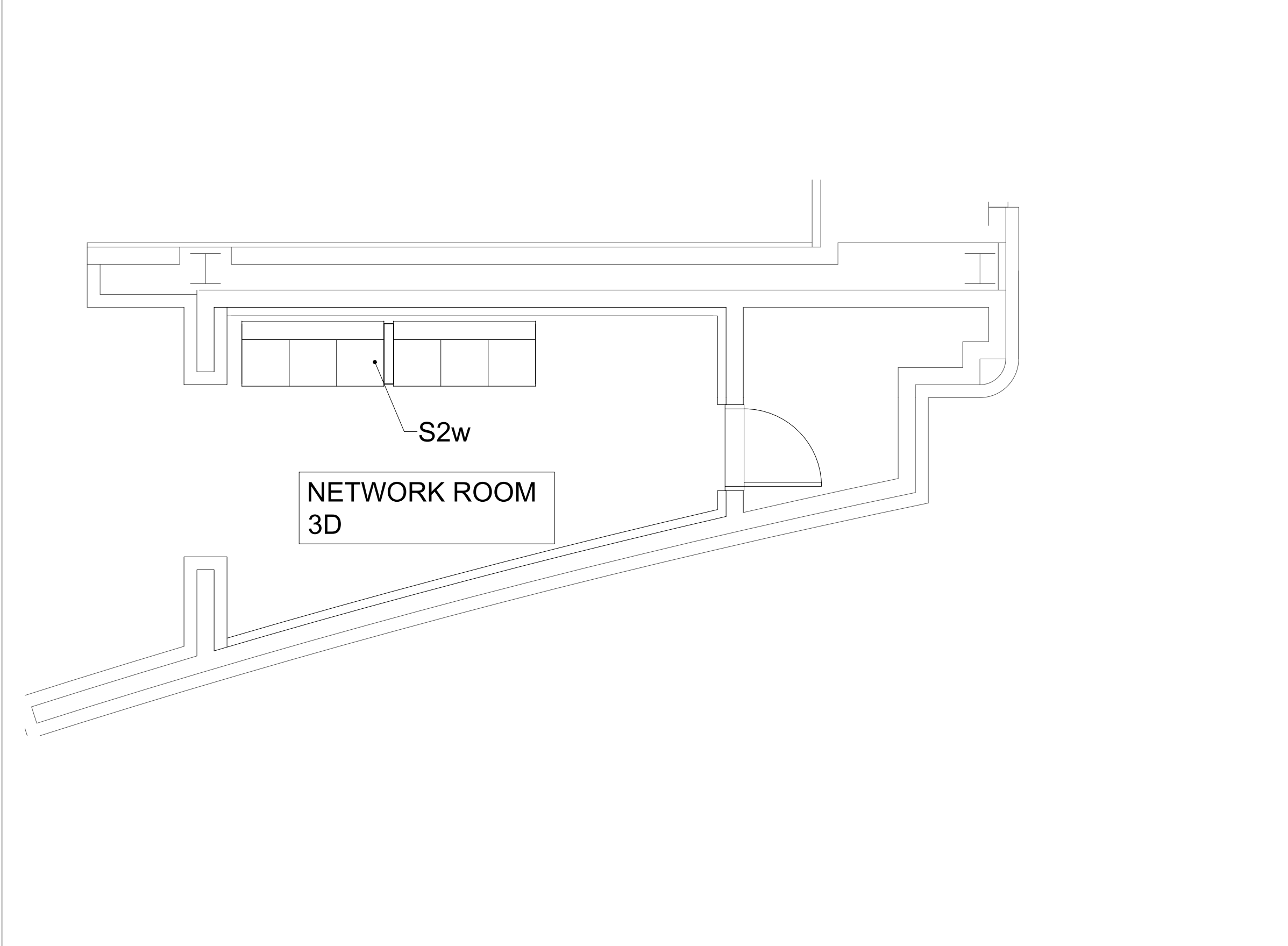


5 WELLNESS ROOM 2E
1/4" = 1'-0" LEVEL 200

6 NETWORK ROOM 3A
1/4" = 1'-0" LEVEL 300

7 NETWORK ROOM 3B
1/4" = 1'-0" LEVEL 300

8 WELLNESS ROOM 3C
1/4" = 1'-0" LEVEL 300




9 NETWORK ROOM 3D
1/4" = 1'-0" LEVEL 300

10 NETWORK ROOM 3E
1/4" = 1'-0" LEVEL 300

11 NETWORK ROOM 4A
1/4" = 1'-0" LEVEL 400

SEAL



ISSUED FOR

ADDENDUM 1

PROJECT INFORMATION

PROJECT NUMBER:
76916
DATE:
06/28/2019
SCALE:
1/4"=1'-0"
DRAWN BY:
KG
CHECKED BY:
JNK

DRAWING NUMBER

ENLARGED PLANS

19.500

This document is not an architectural or engineering study, drawing, specification, or design and is not to be used for construction of any load-bearing columns, load-bearing framing or walls of structures, or issuance of any building permit, except as otherwise provided by law.

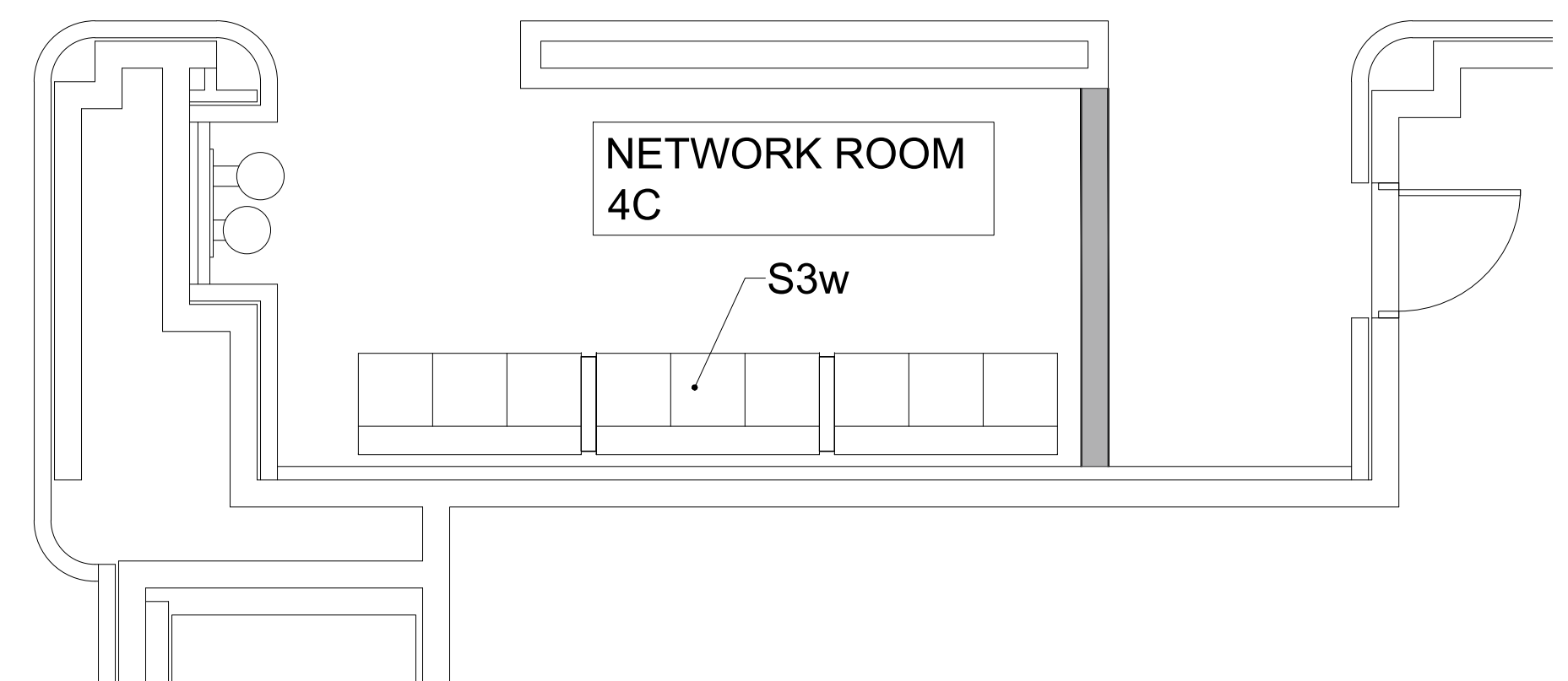
PROJECT

OCCC NETWORK AND WELLNESS ROOMS
 WEST BUILDING
 ORANGE COUNTY CONVENTION CENTER
 9800 INTERNATIONAL DRIVE
 Orlando, FL, 32819

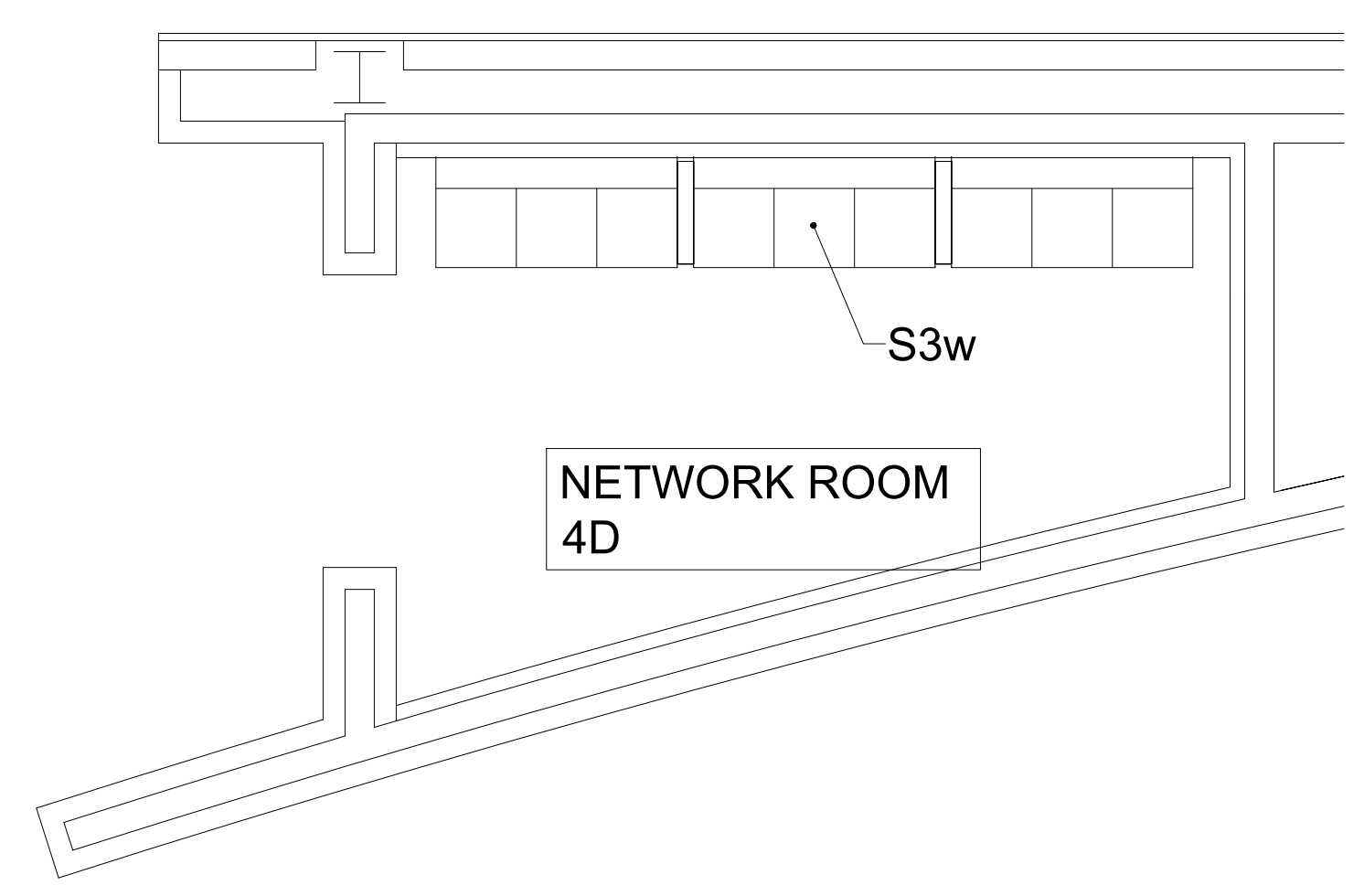
1	WELLNESS ROOM 4B
1/4" = 1'-0"	LEVEL 400



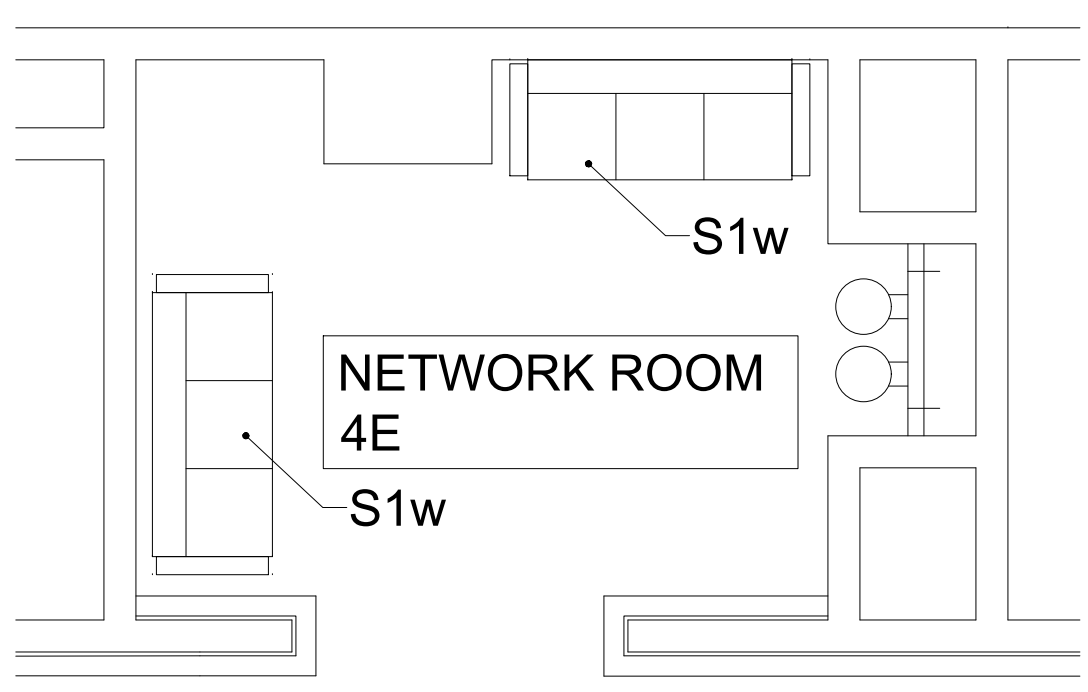
2	NETWORK ROOM 4C
1/4" = 1'-0"	LEVEL 400



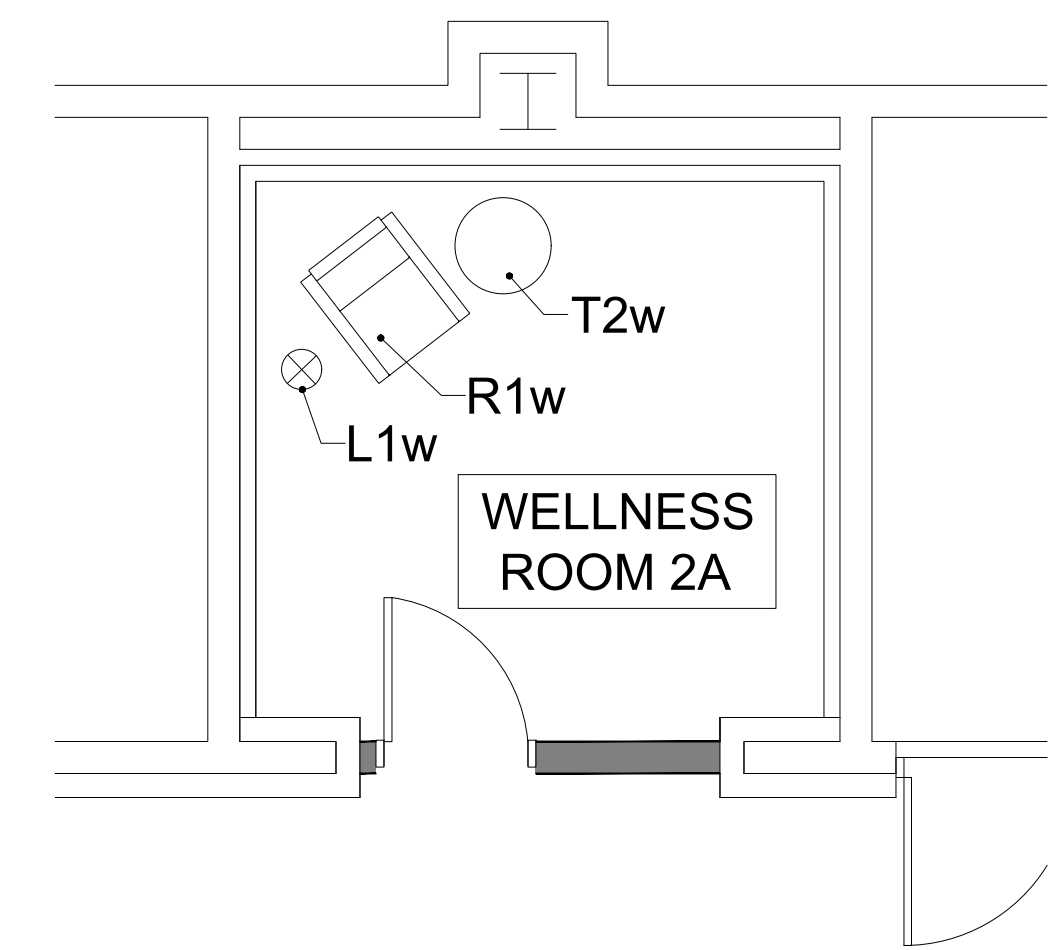
3	NETWORK ROOM 4D
1/4" = 1'-0"	LEVEL 400




4	NETWORK ROOM 4E
1/4" = 1'-0"	LEVEL 400



5	WELLNESS ROOM 2A
1/4" = 1'-0"	LEVEL 400



SEAL



ISSUED FOR

ADDENDUM 1

PROJECT INFORMATION

PROJECT NUMBER:
 76916
DATE:
 06/28/2019
SCALE:
 1/4"=1'-0"
DRAWN BY:
 KG
CHECKED BY:
 JNK

DRAWING NUMBER

ENLARGED PLANS
19.501

This document is not an architectural or engineering study, drawing, specification, or design and is not to be used for construction of any load-bearing columns, load-bearing framing or walls of structures, or issuance of any building permit, except as otherwise provided by law.