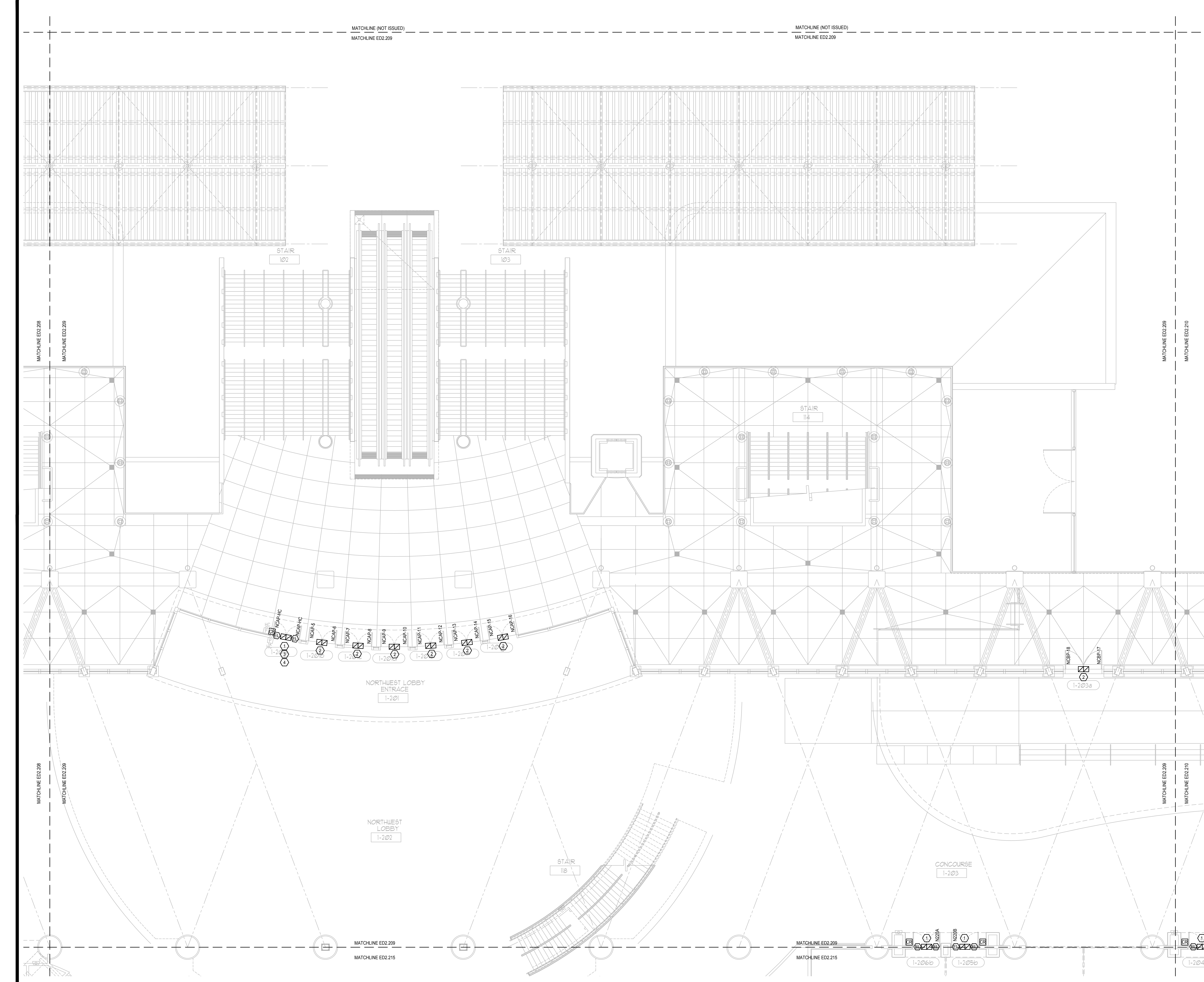


FILE: Q:\PROJECT FILES\2018\18-043 OCCC NS ACCESS CONTROL UPGRADE\DRAWINGS\1800-ED2207-2018043.DWG
PRINTED: 05/14/2019 LAST SAVED BY: JAMES



GENERAL NOTES:

- REFER TO SYMBOL LEGEND ON SHEET ED.001, BOOK SPECIFICATIONS, RISER DIAGRAMS ON E3.000 SHEETS, AND DETAILS ON E3.000 SHEETS FOR ALL REQUIREMENTS.
- DEVICES ARE SHOWN IN APPROXIMATE LOCATIONS. LOCATE DEVICES WITHOUT INTERFERENCE OF OTHER EXISTING EQUIPMENT. COORDINATE INSTALLATION WITH EXISTING CONDITIONS PRIOR TO ROUGH-IN.
- EXISTING ACCESS CONTROL SYSTEM SHALL REMAIN UP AND OPERATIONAL PER AREA OF CONSTRUCTION. ACCESS CONTROL SYSTEM SHALL BE DECOMMISSIONED AND CUT OVER TO NEW SYSTEM ON A DOOR BY DOOR BASIS.
- ALL CONDUIT, BACK BOXES, CABLING AND ACCESS CONTROL PANELS THAT ARE NOT TO BE REUSED FOR NEW ACCESS CONTROL SYSTEM SHALL BE REMOVED.
- CONTRACTOR SHALL WORK ONLY ON ACCESS CONTROL INFRASTRUCTURE AND ASSOCIATED POWER. CONTRACTOR SHALL NOT DISRUPT ANY OTHER EXISTING SYSTEM. DISRUPTION OF OTHER EXISTING SYSTEMS SHALL BE THE CONTRACTOR'S RESPONSIBILITY TO RESTORE TO WORKING CONDITION.
- ALL ACCESS CONTROL DOORS OPERATED BY THE FIRE ALARM SYSTEM SHALL BE TESTED FOR OPERATION PRIOR TO COMMENCEMENT OF WORK.

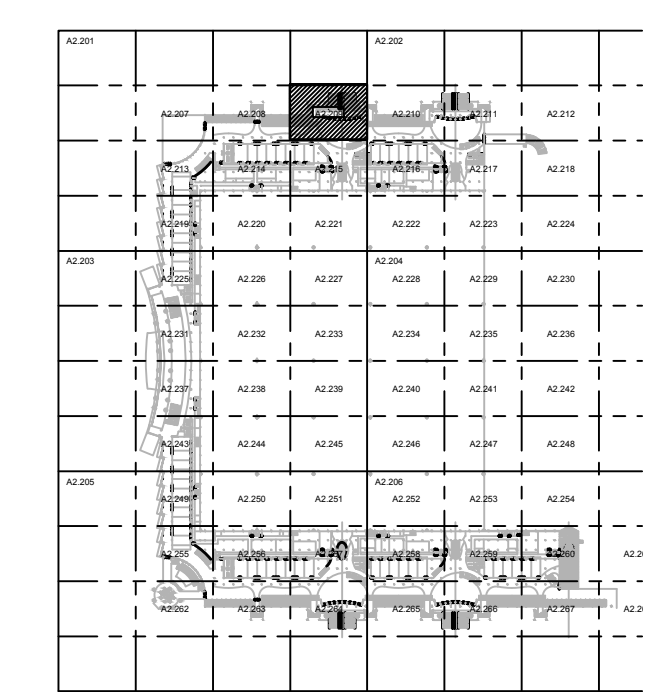
PLAN KEY NOTES:

- STUB UP FOR CARD READER, ELECTRIC STRIKE, AND DOOR POSITION SWITCH SHALL REMAIN. ALL DEVICES WILL BE REMOVED. CONDUIT AND WIRING FOR ASSOCIATED POWER SUPPLY TO BE REMOVED BACK TO SOURCE AND SOURCE PANEL TO HAVE NEW, TYPED SCHEDULE WITH CIRCUIT ENTRY UPDATED AS SPARE.
- STUB UP FOR DOOR POSITION SWITCH SHALL REMAIN. ALL DEVICES WILL BE REMOVED.
- POWER OPEN DOOR.
- PUSH BUTTON OPERATED DOOR.
- ACS PANELS TO BE REMOVED ONLY AFTER NEW PANELS ARE UP & OPERATIONAL AND CONNECTED.
- EXISTING VIC, DOOR BELL, AND DOOR BUZZER OVERRIDE TO REMAIN AND BE CONNECTED TO UPGRADED DEVICES AND EQUIPMENT.



Client Name:

Orange County Convention Center
P. O. Box 691509
Orlando, Florida
32869




KEY PLAN

Issue: 05-10-19 100% CONSTRUCTION DOCUMENTS

No.	Date	Description

Project Name:
OCCC NORTH SOUTH BUILDINGS ACCESS CONTROL UPGRADE

Project Number: 2018-043	Drawing File Name: 1800-ED2207-2018043.DWG
Scale: AS SHOWN	Seal:
Design By: JR	
Drawn By: JR	
Checked By: JLM	
Engineer of Record: JUSTIN L. MANDELL	
License Number: FL70700	

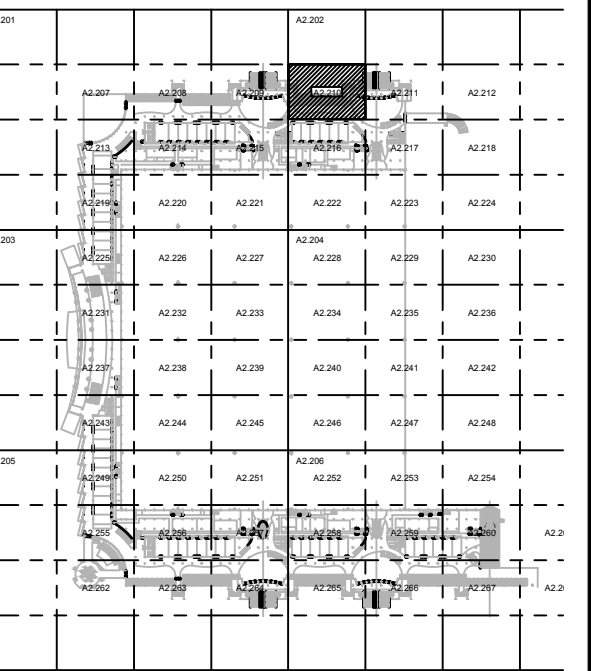
This item has been electronically signed and sealed by the individual named beside, using a dated Digital Signature, per F.A.C. Rule 61G15-23.004. Printed copies of this document are not considered signed and sealed and the signature must be verified on any electronic copies.

Sheet Name:
ELECTRICAL DEMO CONCOURSE PARTIAL FLOOR PLAN - PART 9

Sheet Number:
ED2.209

ELECTRICAL DEMO CONCOURSE PARTIAL FLOOR PLAN - PART 9
SCALE: 1/8"=1'-0"




KEY PLAN

Issue: 05-10-19 100% CONSTRUCTION DOCUMENTS

No.	Date	Description

Project Name:
OCCC NORTH SOUTH BUILDINGS ACCESS CONTROL UPGRADE

Project Number: 2018-043
Drawing File Name: 1600-ED2207-2018043.DWG
Scale: AS SHOWN
Design By: JR
Drawn By: JR
Checked By: JLM
Engineer of Record: JUSTIN L. MUELLE
License Number: FL70700



This item has been electronically signed and sealed by the individual named beside, using a dated Digital Signature, per F.A.C. Rule 61G15-23.004. Printed copies of this document are not considered signed and sealed and the signature must be verified on any electronic copies.

Sheet Name:
ELECTRICAL DEMO CONCOURSE PARTIAL FLOOR PLAN - PART 10

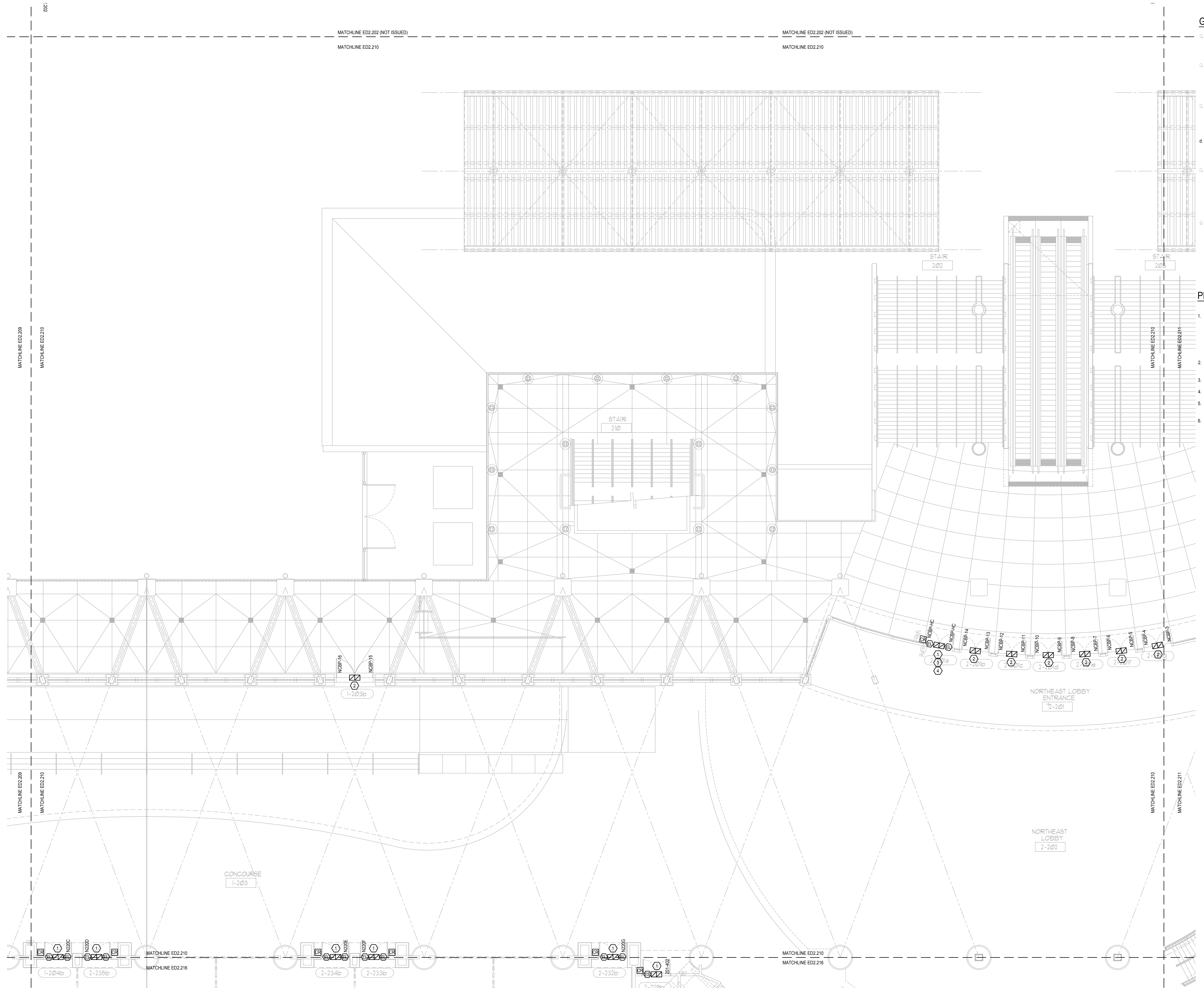
Sheet Number:
ED2.210

GENERAL NOTES:

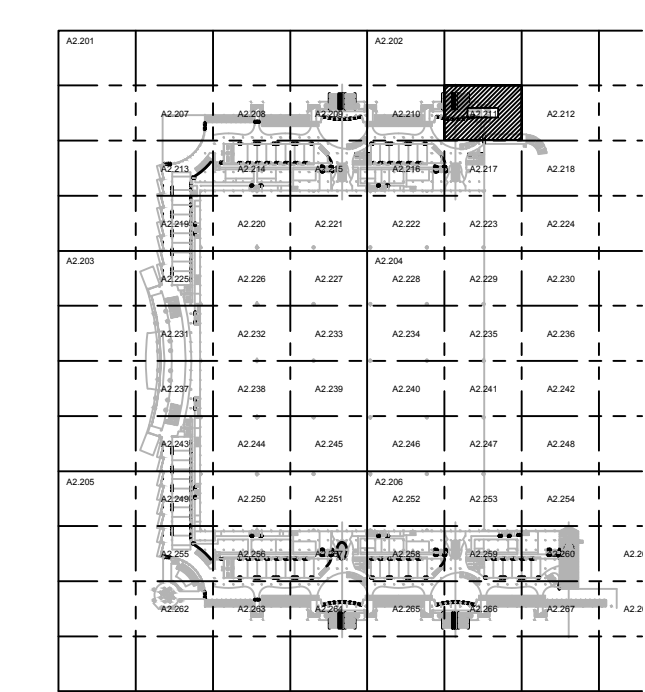
- 1 REFER TO SYMBOL LEGEND ON SHEET E0.001, BOOK SPECIFICATIONS, RISER DIAGRAMS ON E0.000 SHEETS, AND DETAILS ON E0.000 SHEETS FOR ALL REQUIREMENTS.
- 2 DEVICES ARE SHOWN IN APPROXIMATE LOCATIONS. LOCATE DEVICES WITHOUT INTERFERENCE OF OTHER EXISTING EQUIPMENT. COORDINATE INSTALLATION WITH EXISTING CONDITIONS PRIOR TO ROUGH-IN.
- 3 EXISTING ACCESS CONTROL SYSTEM SHALL REMAIN UP AND OPERATIONAL PER AREA OF CONSTRUCTION. ACCESS CONTROL SYSTEM SHALL BE DECOMMISSIONED AND CUT OVER TO NEW SYSTEM ON A DOOR BY DOOR BASIS.
- 4 ALL CONDUIT, BACK BOXES, CABLING AND ACCESS CONTROL PANELS THAT ARE NOT TO BE REUSED FOR NEW ACCESS CONTROL SYSTEM SHALL BE REMOVED.
- 5 CONTRACTOR SHALL WORK ONLY ON ACCESS CONTROL INFRASTRUCTURE AND ASSOCIATED POWER. CONTRACTOR SHALL NOT DISRUPT ANY OTHER EXISTING SYSTEM. DISRUPTION OF OTHER EXISTING SYSTEMS SHALL BE THE CONTRACTOR'S RESPONSIBILITY TO RESTORE TO WORKING CONDITION.
- 6 ALL ACCESS CONTROL DOORS OPERATED BY THE FIRE ALARM SYSTEM SHALL BE TESTED FOR OPERATION PRIOR TO COMMENCEMENT OF WORK.

PLAN KEY NOTES:

- 1. STUB UP FOR CARD READER, ELECTRIC STRIKE, AND DOOR POSITION SWITCH SHALL REMAIN. ALL DEVICES WILL BE REMOVED. CONDUIT AND WIRING FOR ASSOCIATED POWER SUPPLY TO BE REMOVED BACK TO SOURCE AND SOURCE PANEL TO HAVE NEW, TYPED SCHEDULE WITH CIRCUIT ENTRY UPDATED AS SPARE.
- 2. STUB UP FOR DOOR POSITION SWITCH SHALL REMAIN. ALL DEVICES WILL BE REMOVED.
- 3. POWER OPEN DOOR.
- 4. PUSH BUTTON OPERATED DOOR.
- 5. ACS PANELS TO BE REMOVED ONLY AFTER NEW PANELS ARE UP & OPERATIONAL AND CONNECTED.
- 6. EXISTING VIC, DOOR BELL, AND DOOR BUZZER OVERRIDE TO REMAIN AND BE CONNECTED TO UPGRADED DEVICES AND EQUIPMENT.



ELECTRICAL DEMO CONCOURSE PARTIAL FLOOR PLAN - PART 10
SCALE: 1/8"=1'-0"
0 4 8 16




KEY PLAN

Issue: 05-10-19 100% CONSTRUCTION DOCUMENTS

No.	Date	Description

Project Name:
OCCC NORTH SOUTH BUILDINGS ACCESS CONTROL UPGRADE

Project Number: 2018-043
 Drawing File Name: 1600-ED2207-2018043.DWG
 Scale: AS SHOWN
 Design By: JR
 Drawn By: JR
 Checked By: JLM
 Engineer of Record: JUSTIN L. MUELLE
 License Number: FL70700



Sheet Name:
ELECTRICAL DEMO CONCOURSE PARTIAL FLOOR PLAN - PART 11

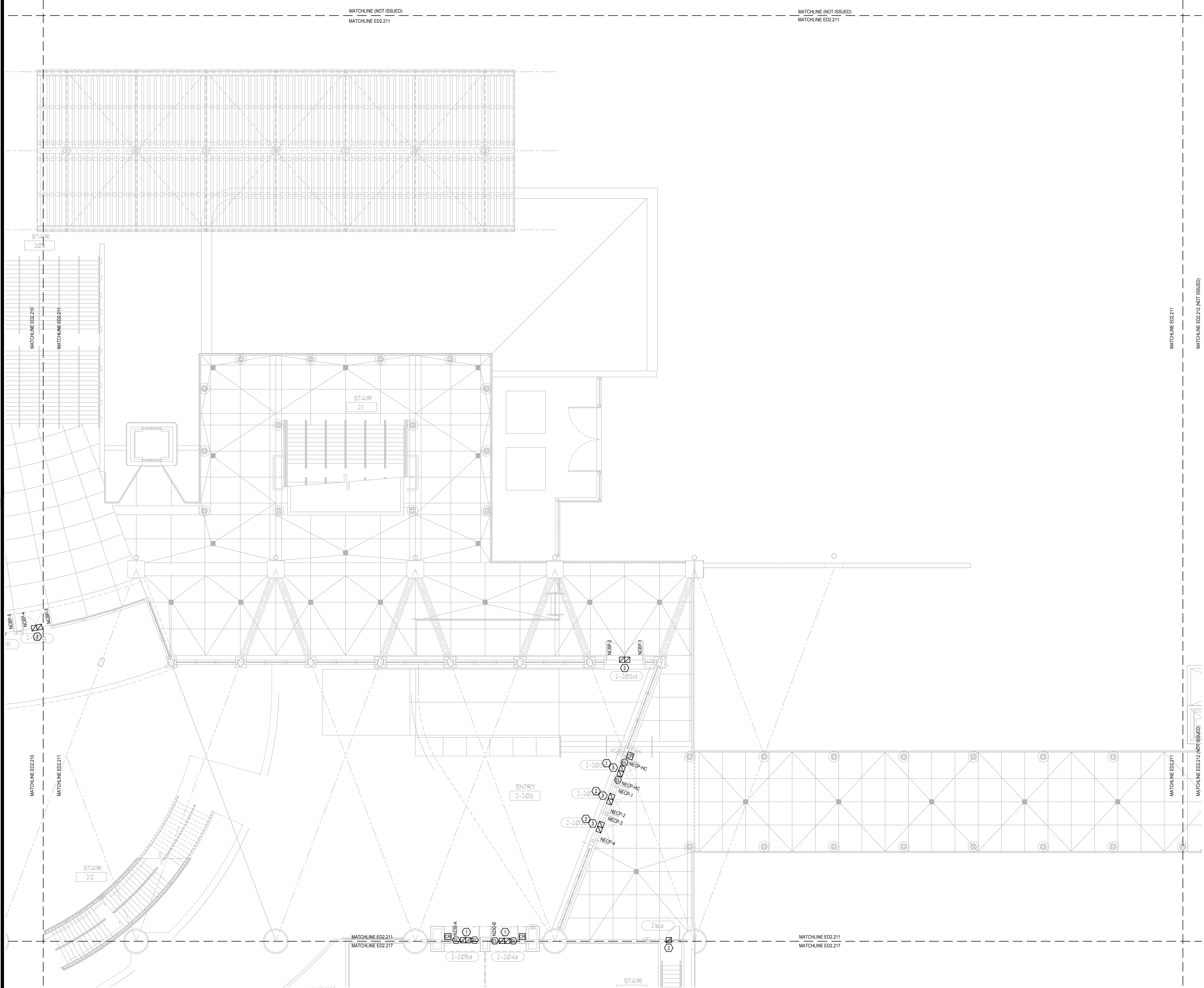
Sheet Number:
ED2.211

GENERAL NOTES:

- 1. REFER TO SYMBOL LEGEND ON SHEET E0.001, BOOK SPECIFICATIONS, RISER DIAGRAMS ON E8.000 SHEETS, AND DETAILS ON E8.000 SHEETS FOR ALL REQUIREMENTS.
- 2. DEVICES ARE SHOWN IN APPROXIMATE LOCATIONS. LOCATE DEVICES WITHOUT INTERFERENCE OF OTHER EXISTING EQUIPMENT. COORDINATE INSTALLATION WITH EXISTING CONDITIONS PRIOR TO ROUGH-IN.
- 3. EXISTING ACCESS CONTROL SYSTEM SHALL REMAIN UP AND OPERATIONAL PER AREA OF CONSTRUCTION. ACCESS CONTROL SYSTEM SHALL BE DECOMMISSIONED AND CUT OVER TO NEW SYSTEM ON A DOOR BY DOOR BASIS.
- 4. ALL CONDUIT, BACK BOXES, CABLING AND ACCESS CONTROL PANELS THAT ARE NOT TO BE REUSED FOR NEW ACCESS CONTROL SYSTEM SHALL BE REMOVED.
- 5. CONTRACTOR SHALL WORK ONLY ON ACCESS CONTROL INFRASTRUCTURE AND ASSOCIATED POWER. CONTRACTOR SHALL NOT DISRUPT ANY OTHER EXISTING SYSTEM. DISRUPTION OF OTHER EXISTING SYSTEMS SHALL BE THE CONTRACTOR'S RESPONSIBILITY TO RESTORE TO WORKING CONDITION.
- 6. ALL ACCESS CONTROL DOORS OPERATED BY THE FIRE ALARM SYSTEM SHALL BE TESTED FOR OPERATION PRIOR TO COMMENCEMENT OF WORK.

PLAN KEY NOTES:

- 1. STUB UP FOR CARD READER, ELECTRIC STRIKE, AND DOOR POSITION SWITCH SHALL REMAIN. ALL DEVICES WILL BE REMOVED. CONDUIT AND WIRING FOR ASSOCIATED POWER SUPPLY TO BE REMOVED BACK TO SOURCE AND SOURCE PANEL TO HAVE NEW, TYPED SCHEDULE WITH CIRCUIT ENTRY UPDATED AS SPARE.
- 2. STUB UP FOR DOOR POSITION SWITCH SHALL REMAIN. ALL DEVICES WILL BE REMOVED.
- 3. POWER OPEN DOOR.
- 4. PUSH BUTTON OPERATED DOOR.
- 5. ACS PANELS TO BE REMOVED ONLY AFTER NEW PANELS ARE UP & OPERATIONAL AND CONNECTED.
- 6. EXISTING VIC, DOOR BELL, AND DOOR BUZZER OVERRIDE TO REMAIN AND BE CONNECTED TO UPGRADED DEVICES AND EQUIPMENT.



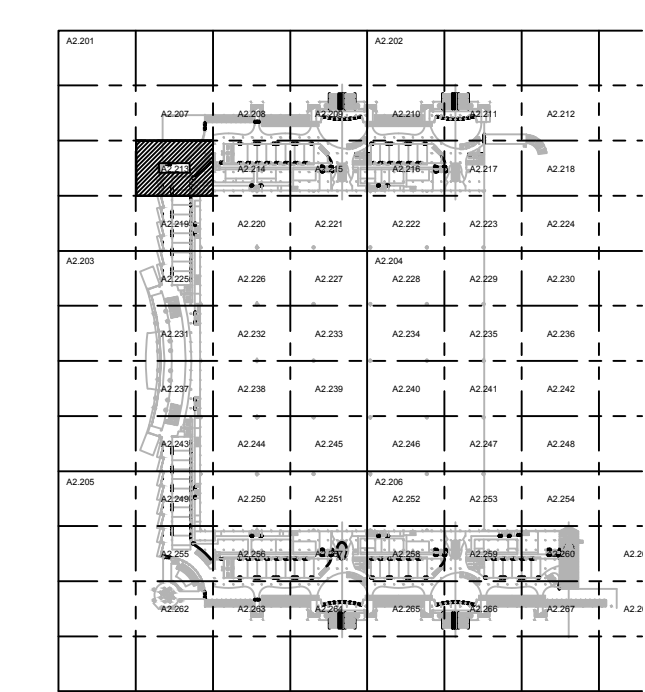
ELECTRICAL DEMO CONCOURSE PARTIAL FLOOR PLAN - PART 11
 SCALE: 1/8"=1'-0"

FILE: Q:\PROJECT FILES\2018\2018-043_OCCC_NS_ACCESS_CONTROL_UPGRADE_DRAWINGS\1600-ED2207-2018043.DWG
 PRINTED: 05/14/2019 10:51:11 AM LAST SAVED BY: JAMES

SGM ENGINEERING INC.
 MEP CONSULTING ENGINEERS
 935 LAKE BALDWIN LANE
 ORLANDO, FL 32814
 TEL: 407-767-5188
 FAX: 407-767-5772
 WWW.SGMENGINEERING.COM
 COPYRIGHT © 2018 SGM ENGINEERING, INC.

Client Name:

Orange County Convention Center
P. O. Box 691509
Orlando, Florida
32869




KEY PLAN

Issue: 05-10-19 100% CONSTRUCTION DOCUMENTS

No.	Date	Description

Project Name:
OCCC NORTH SOUTH BUILDINGS ACCESS CONTROL UPGRADE

Project Number: 2018-043 Drawing File Name: 1600-ED2207-2018043.DWG
 Scale: AS SHOWN
 Design By: JR
 Drawn By: JR
 Checked By: JLM
 Engineer of Record:
 JUSTIN L. MANDELL
 License Number: 1370700



Sheet Name:
ELECTRICAL DEMO CONCOURSE PARTIAL FLOOR PLAN - PART 13

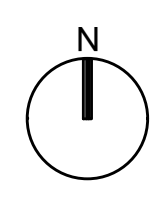
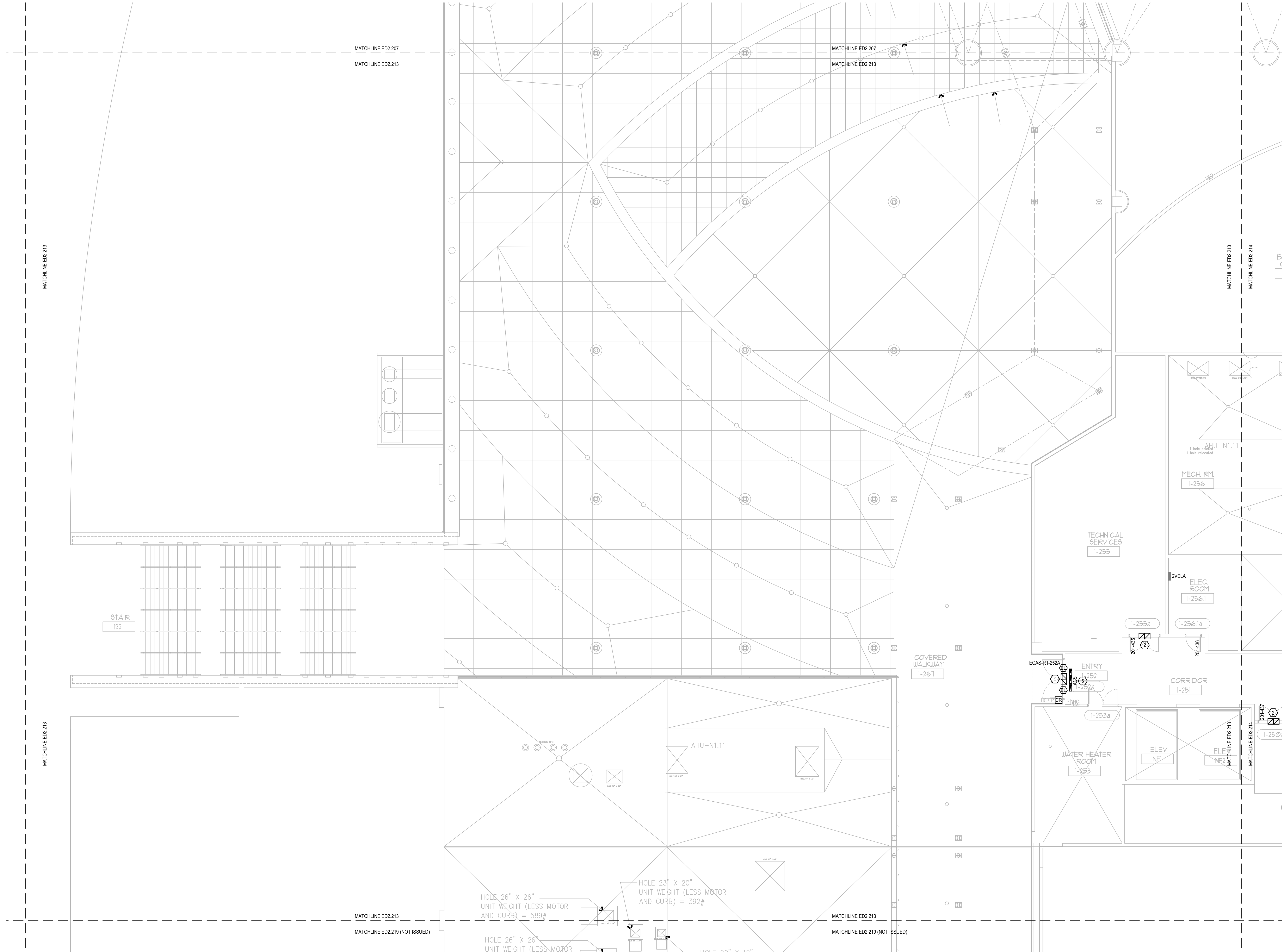
Sheet Number:
ED2.213

GENERAL NOTES:

- REFER TO SYMBOL LEGEND ON SHEET E0.001, BOOK SPECIFICATIONS, RISER DIAGRAMS ON E8.000 SHEETS, AND DETAILS ON E8.000 SHEETS FOR ALL REQUIREMENTS.
- DEVICES ARE SHOWN IN APPROXIMATE LOCATIONS. LOCATE DEVICES WITHOUT INTERFERENCE OF OTHER EXISTING EQUIPMENT. COORDINATE INSTALLATION WITH EXISTING CONDITIONS PRIOR TO ROUGH-IN.
- EXISTING ACCESS CONTROL SYSTEM SHALL REMAIN UP AND OPERATIONAL PER AREA OF CONSTRUCTION. ACCESS CONTROL SYSTEM SHALL BE DECOMMISSIONED AND CUT OVER TO NEW SYSTEM ON A DOOR BY DOOR BASIS.
- ALL CONDUIT, BACK BOXES, CABLING AND ACCESS CONTROL PANELS THAT ARE NOT TO BE REUSED FOR NEW ACCESS CONTROL SYSTEM SHALL BE REMOVED.
- CONTRACTOR SHALL WORK ONLY ON ACCESS CONTROL INFRASTRUCTURE AND ASSOCIATED POWER. CONTRACTOR SHALL NOT DISRUPT ANY OTHER EXISTING SYSTEM. DISRUPTION OF OTHER EXISTING SYSTEMS SHALL BE THE CONTRACTOR'S RESPONSIBILITY TO RESTORE TO WORKING CONDITION.
- ALL ACCESS CONTROL DOORS OPERATED BY THE FIRE ALARM SYSTEM SHALL BE TESTED FOR OPERATION PRIOR TO COMMENCEMENT OF WORK.

PLAN KEY NOTES:

- STUB UP FOR CARD READER, ELECTRIC STRIKE, AND DOOR POSITION SWITCH SHALL REMAIN. ALL DEVICES WILL BE REMOVED. CONDUIT AND WIRING FOR ASSOCIATED POWER SUPPLY TO BE REMOVED BACK TO SOURCE AND SOURCE PANEL TO HAVE NEW, TYPED SCHEDULE WITH CIRCUIT ENTRY UPDATED AS SPARE.
- STUB UP FOR DOOR POSITION SWITCH SHALL REMAIN. ALL DEVICES WILL BE REMOVED.
- POWER OPEN DOOR.
- PUSH BUTTON OPERATED DOOR.
- ACS PANELS TO BE REMOVED ONLY AFTER NEW PANELS ARE UP & OPERATIONAL AND CONNECTED.
- EXISTING VIC, DOOR BELL, AND DOOR BUZZER OVERRIDE TO REMAIN AND BE CONNECTED TO UPGRADED DEVICES AND EQUIPMENT.

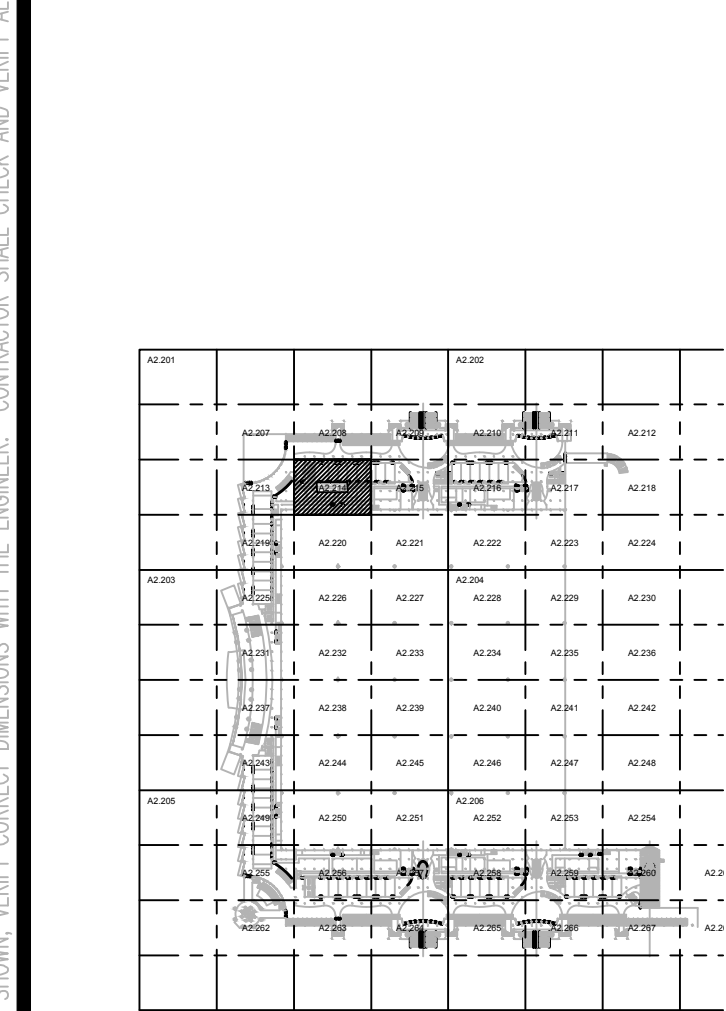


ELECTRICAL DEMO CONCOURSE PARTIAL FLOOR PLAN - PART 13

SCALE: 1/8"=1'-0"
 0 4 8 16'

FILE: Q:\PROJECT FILES\2018\2018-043_OCCC_NS_ACCESS_CONTROL_UPGRADE_DRAWINGS\1600-ED2207-2018043.DWG
 PRINTED: 05/14/2019
 LAST SAVED BY: JAMES

This item has been electronically signed and sealed by the individual named beside, using a dated digital Signature, per F.A.C. Rule 61G15-23.004. Printed copies of this document are not considered signed and sealed and the signature must be verified on any electronic copies.




KEY PLAN

Issue: 05-10-19 100% CONSTRUCTION DOCUMENTS

No.	Date	Description

Project Name:
OCCC NORTH SOUTH BUILDINGS ACCESS CONTROL UPGRADE

Project Number: 2018-043
 Drawing File Name: 1600-ED2207-2018043.DWG
 Scale: AS SHOWN
 Design By: JR
 Drawn By: JR
 Checked By: JLM
 Engineer of Record: JUSTIN L. MUNDELL
 License Number: FL70700



Sheet Name:
ELECTRICAL DEMO CONCOURSE PARTIAL FLOOR PLAN - PART 14

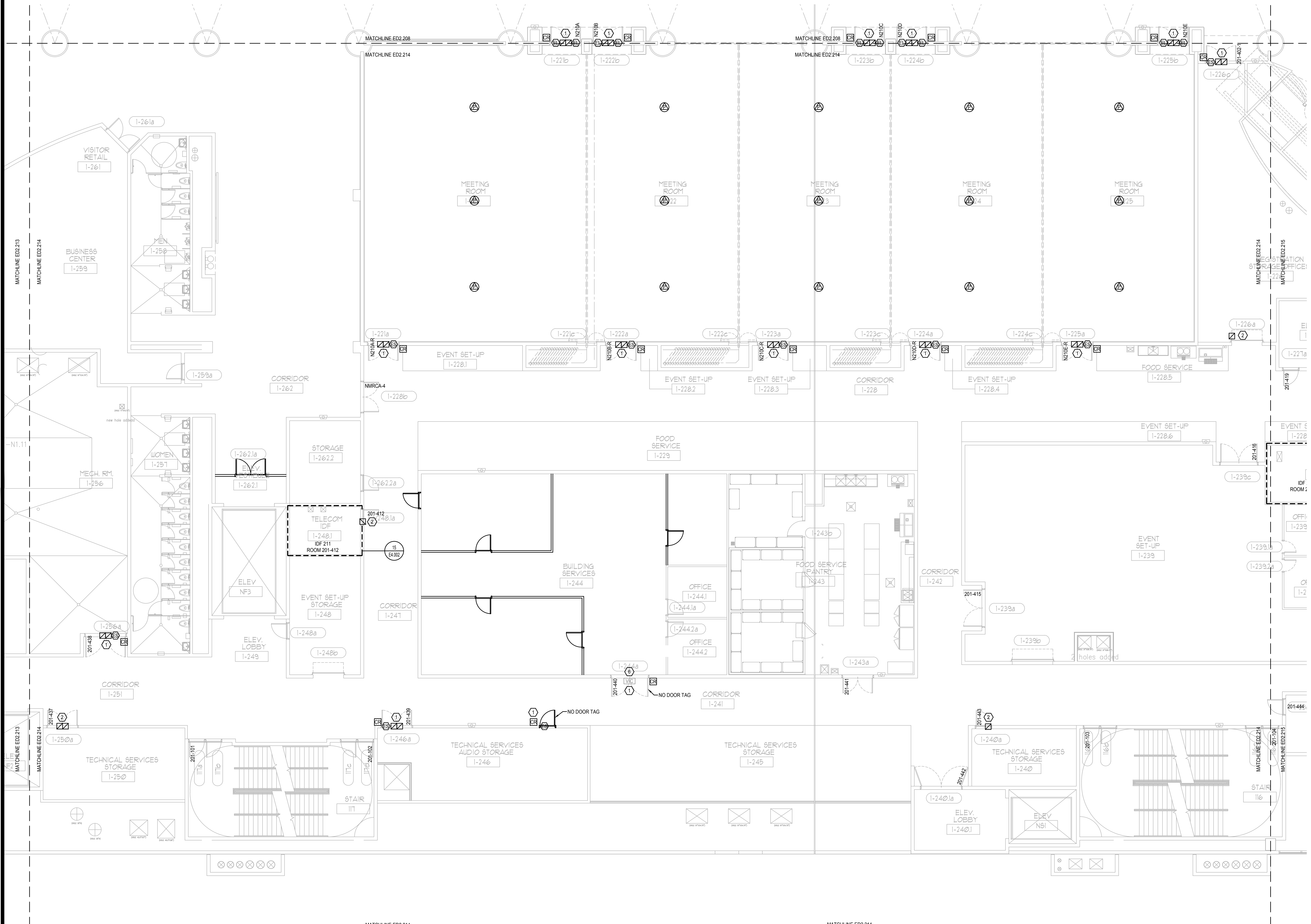
Sheet Number:
ED2.214

GENERAL NOTES:

- REFER TO SYMBOL LEGEND ON SHEET E0.001, BOOK SPECIFICATIONS, RISER DIAGRAMS ON E0.000 SHEETS, AND DETAILS ON E0.000 SHEETS FOR ALL REQUIREMENTS.
- DEVICES ARE SHOWN IN APPROXIMATE LOCATIONS. LOCATE DEVICES WITHOUT INTERFERENCE OF OTHER EXISTING EQUIPMENT. COORDINATE INSTALLATION WITH EXISTING CONDITIONS PRIOR TO ROUGH-IN.
- EXISTING ACCESS CONTROL SYSTEM SHALL REMAIN UP AND OPERATIONAL PER AREA OF CONSTRUCTION. ACCESS CONTROL SYSTEM SHALL BE DECOMMISSIONED AND CUT OVER TO NEW SYSTEM ON A DOOR BY DOOR BASIS.
- ALL CONDUIT, BACK BOXES, CABLING AND ACCESS CONTROL PANELS THAT ARE NOT TO BE REUSED FOR NEW ACCESS CONTROL SYSTEM SHALL BE REMOVED.
- CONTRACTOR SHALL WORK ONLY ON ACCESS CONTROL INFRASTRUCTURE AND ASSOCIATED POWER. CONTRACTOR SHALL NOT DISRUPT ANY OTHER EXISTING SYSTEM. DISRUPTION OF OTHER EXISTING SYSTEMS SHALL BE THE CONTRACTOR'S RESPONSIBILITY TO RESTORE TO WORKING CONDITION.
- ALL ACCESS CONTROL DOORS OPERATED BY THE FIRE ALARM SYSTEM SHALL BE TESTED FOR OPERATION PRIOR TO COMMENCEMENT OF WORK.

PLAN KEY NOTES:

- STUB UP FOR CARD READER, ELECTRIC STRIKE, AND DOOR POSITION SWITCH SHALL REMAIN. ALL DEVICES WILL BE REMOVED. CONDUIT AND WIRING FOR ASSOCIATED POWER SUPPLY TO BE REMOVED BACK TO SOURCE AND SOURCE PANEL TO HAVE NEW, TYPED SCHEDULE WITH CIRCUIT ENTRY UPDATED AS SPARE.
- STUB UP FOR DOOR POSITION SWITCH SHALL REMAIN. ALL DEVICES WILL BE REMOVED.
- POWER OPEN DOOR.
- PUSH BUTTON OPERATED DOOR.
- ACS PANELS TO BE REMOVED ONLY AFTER NEW PANELS ARE UP & OPERATIONAL AND CONNECTED.
- EXISTING VIC, DOOR BELL, AND DOOR BUZZER OVERRIDE TO REMAIN AND BE CONNECTED TO UPGRADED DEVICES AND EQUIPMENT.

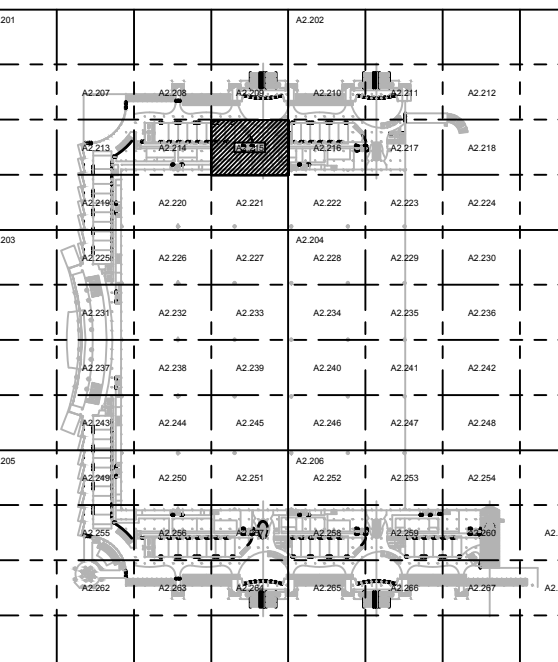


THIS ITEM HAS BEEN ELECTRONICALLY SIGNED AND SEALED BY THE INDIVIDUAL NAMED BESIDE, USING A DATED DIGITAL SIGNATURE, PER F.A.C. RULE 61G15-23.004. PRINTED COPIES OF THIS DOCUMENT ARE NOT CONSIDERED SIGNED AND SEALED AND THE SIGNATURE MUST BE VERIFIED ON ANY ELECTRONIC COPIES.

Client Name:



Orange County Convention Center
P. O. Box 691509
Orlando, Florida
32869



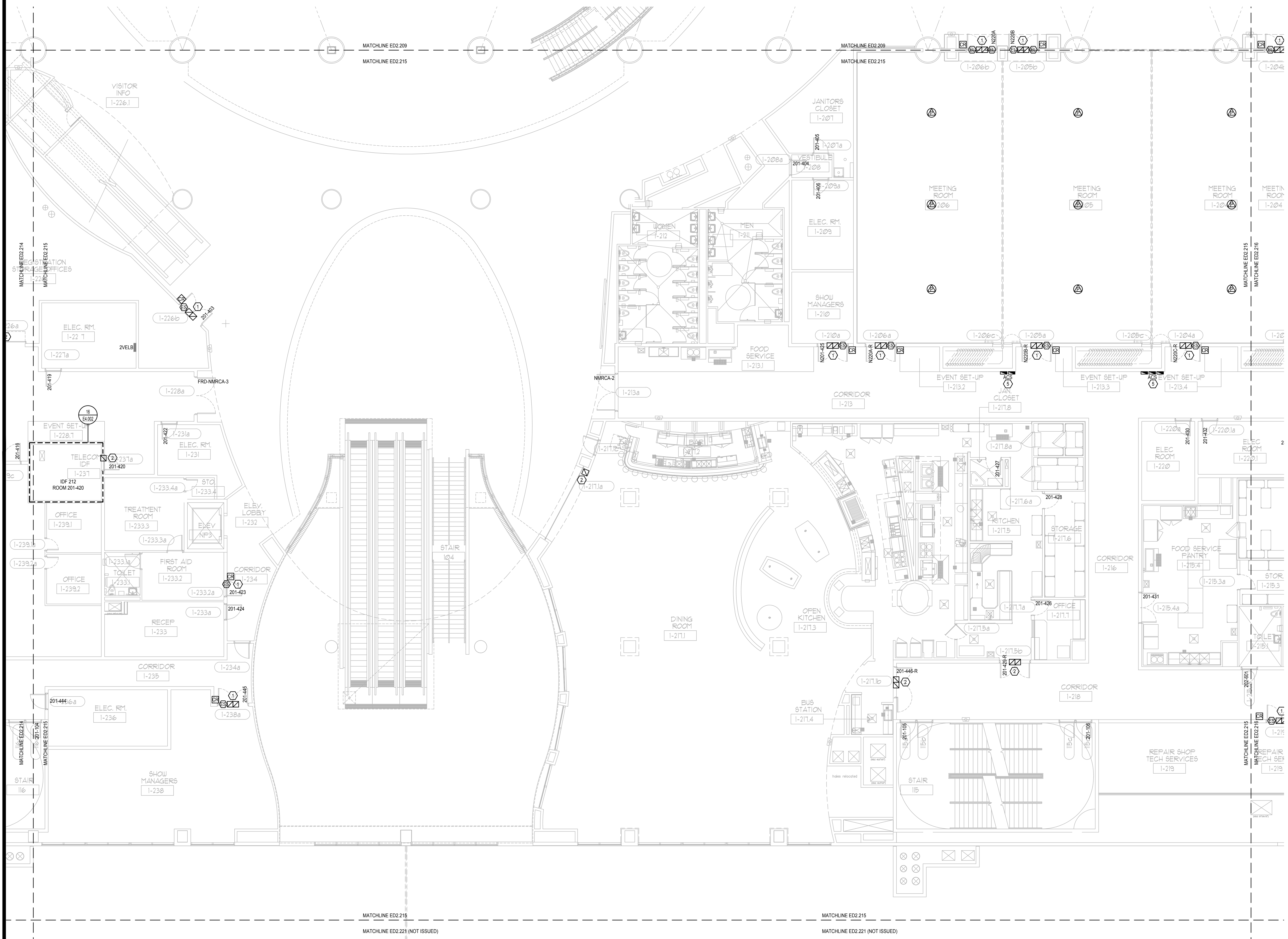
KEY PLAN

GENERAL NOTES:

- REFER TO SYMBOL LEGEND ON SHEET ED 001, BOOK SPECIFICATIONS, RISER DIAGRAMS ON E3 000 SHEETS, AND DETAILS ON E3 000 SHEETS FOR ALL REQUIREMENTS.
- DEVICES ARE SHOWN IN APPROXIMATE LOCATIONS. LOCATE DEVICES WITHOUT INTERFERENCE OF OTHER EXISTING EQUIPMENT. COORDINATE INSTALLATION WITH EXISTING CONDITIONS PRIOR TO ROUGH-IN.
- EXISTING ACCESS CONTROL SYSTEM SHALL REMAIN UP AND OPERATIONAL PER AREA OF CONSTRUCTION. ACCESS CONTROL SYSTEM SHALL BE DECOMMISSIONED AND CUT OVER TO NEW SYSTEM ON A DOOR BY DOOR BASIS.
- ALL CONDUIT, BACK BOXES, CABLING AND ACCESS CONTROL PANELS THAT ARE NOT TO BE REUSED FOR NEW ACCESS CONTROL SYSTEM SHALL BE REMOVED.
- CONTRACTOR SHALL WORK ONLY ON ACCESS CONTROL INFRASTRUCTURE AND ASSOCIATED POWER. CONTRACTOR SHALL NOT DISRUPT ANY OTHER EXISTING SYSTEM. DISRUPTION OF OTHER EXISTING SYSTEMS SHALL BE THE CONTRACTOR'S RESPONSIBILITY TO RESTORE TO WORKING CONDITION.
- ALL ACCESS CONTROL DOORS OPERATED BY THE FIRE ALARM SYSTEM SHALL BE TESTED FOR OPERATION PRIOR TO COMMENCEMENT OF WORK.

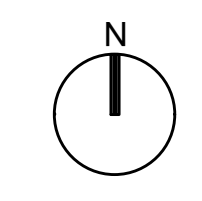
PLAN KEY NOTES:

- STUB UP FOR CARD READER, ELECTRIC STRIKE, AND DOOR POSITION SWITCH SHALL REMAIN. ALL DEVICES WILL BE REMOVED. CONDUIT AND WIRING FOR ASSOCIATED POWER SUPPLY TO BE REMOVED BACK TO SOURCE AND SOURCE PANEL TO HAVE NEW, TYPED SCHEDULE WITH CIRCUIT ENTRY UPDATED AS SPARE.
- STUB UP FOR DOOR POSITION SWITCH SHALL REMAIN. ALL DEVICES WILL BE REMOVED.
- POWER OPEN DOOR.
- PUSH BUTTON OPERATED DOOR.
- ACS PANELS TO BE REMOVED ONLY AFTER NEW PANELS ARE UP & OPERATIONAL AND CONNECTED.
- EXISTING VIC, DOOR BELL, AND DOOR BUZZER OVERRIDE TO REMAIN AND BE CONNECTED TO UPGRADED DEVICES AND EQUIPMENT.



This item has been electronically signed and sealed by the individual named beside, using a dated Digital Signature, per F.A.C. Rule 61G15-23.004. Printed copies of this document are not considered signed and sealed and the signature must be verified on any electronic copies.

FILE: Q:\PROJECT FILES\2018\2018-043_OCCC_NS_ACCESS_CONTROL_UPGRADE_DRAWINGS\1600-ED2207-2018043.DWG
PRINTED: 05/14/2019 LAST SAVED BY: JAMES



ELECTRICAL DEMO CONCOURSE PARTIAL FLOOR PLAN - PART 15

SCALE: 1/8"=1'-0"
0 4 8 16'

Issue: 05-10-19 100% CONSTRUCTION DOCUMENTS

No.	Date	Description

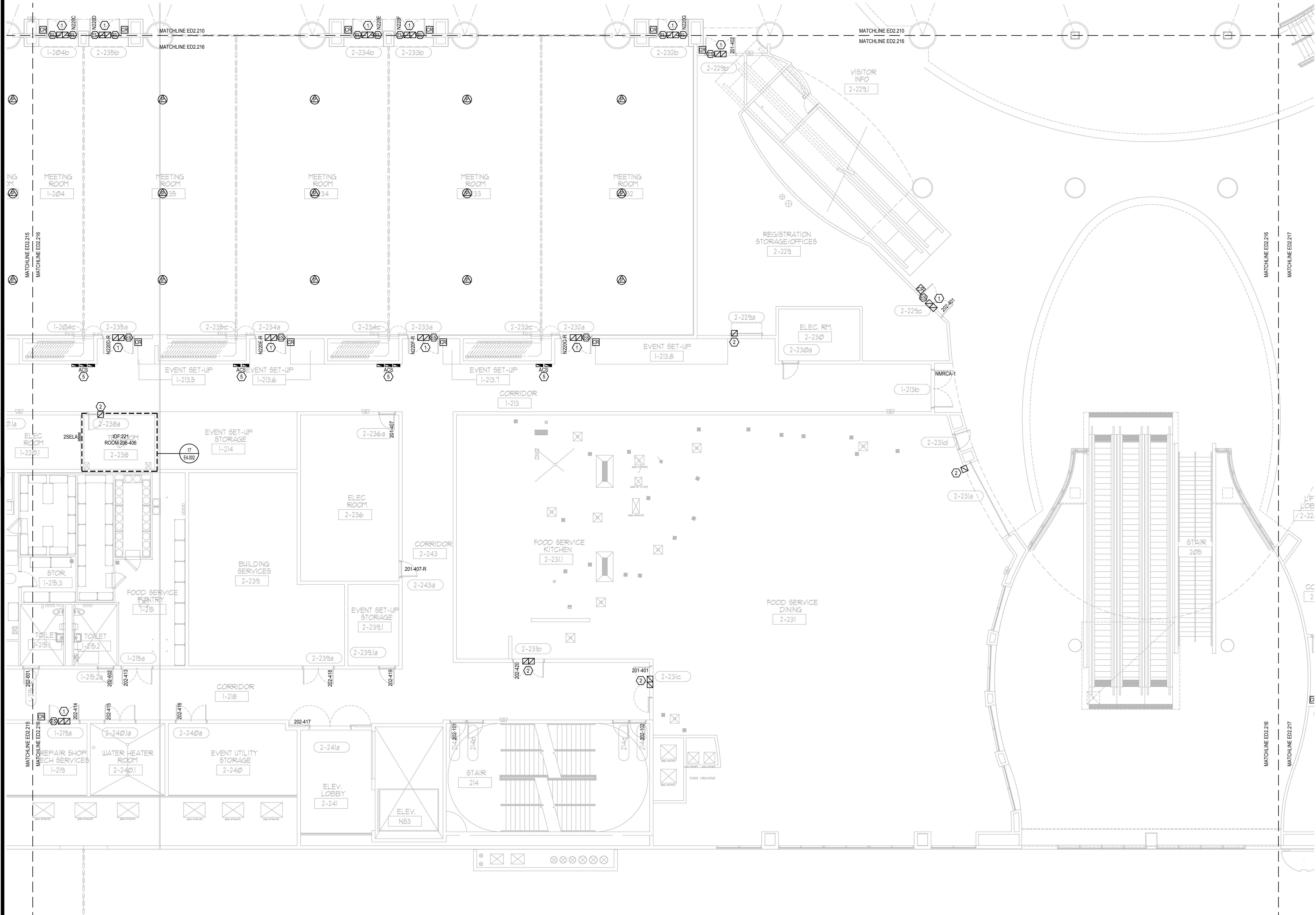
Project Name:
OCCC NORTH SOUTH BUILDINGS ACCESS CONTROL UPGRADE

Project Number: 2018-043	Drawing File Name: 1600-ED2207-2018043.DWG
Scale: AS SHOWN	Seal:
Design By: JR	
Drawn By: JR	
Checked By: JLM	
Engineer of Record: JUSTIN L. MUENDELL	
License Number: FJ20700	

Sheet Name:
ELECTRICAL DEMO CONCOURSE PARTIAL FLOOR PLAN - PART 15

Sheet Number:
ED2.215

FILE: Q:\PROJECT FILES\2018\18-043_OCCC_NS ACCESS CONTROL UPGRADE\DRAWINGS\1600-ED2207-2018043.DWG
PRINTED: 05/14/2019 LAST SAVED BY: JAMES



GENERAL NOTES:

- 1. REFER TO SYMBOL LEGEND ON SHEET E0.001, BOOK SPECIFICATIONS, RISER DIAGRAMS ON E0.000 SHEETS, AND DETAILS ON E0.000 SHEETS FOR ALL REQUIREMENTS.
- 2. DEVICES ARE SHOWN IN APPROXIMATE LOCATIONS. LOCATE DEVICES WITHOUT INTERFERENCE OF OTHER EXISTING EQUIPMENT. COORDINATE INSTALLATION WITH EXISTING CONDITIONS PRIOR TO ROUGH-IN.
- 3. EXISTING ACCESS CONTROL SYSTEM SHALL REMAIN UP AND OPERATIONAL PER AREA OF CONSTRUCTION. ACCESS CONTROL SYSTEM SHALL BE DECOMMISSIONED AND CUT OVER TO NEW SYSTEM ON A DOOR BY DOOR BASIS.
- 4. ALL CONDUIT, BACK BOXES, CABLING AND ACCESS CONTROL PANELS THAT ARE NOT TO BE REUSED FOR NEW ACCESS CONTROL SYSTEM SHALL BE REMOVED.
- 5. CONTRACTOR SHALL WORK ONLY ON ACCESS CONTROL INFRASTRUCTURE AND ASSOCIATED POWER. CONTRACTOR SHALL NOT DISRUPT ANY OTHER EXISTING SYSTEM. DISRUPTION OF OTHER EXISTING SYSTEMS SHALL BE THE CONTRACTOR'S RESPONSIBILITY TO RESTORE TO WORKING CONDITION.
- 6. ALL ACCESS CONTROL DOORS OPERATED BY THE FIRE ALARM SYSTEM SHALL BE TESTED FOR OPERATION PRIOR TO COMMENCEMENT OF WORK.

PLAN KEY NOTES:

- 1. STUB UP FOR CARD READER, ELECTRIC STRIKE, AND DOOR POSITION SWITCH SHALL REMAIN. ALL DEVICES WILL BE REMOVED. CONDUIT AND WIRING FOR ASSOCIATED POWER SUPPLY TO BE REMOVED BACK TO SOURCE AND SOURCE PANEL TO HAVE NEW, TYPED SCHEDULE WITH CIRCUIT ENTRY UPDATED AS SPARE.
- 2. STUB UP FOR DOOR POSITION SWITCH SHALL REMAIN. ALL DEVICES WILL BE REMOVED.
- 3. POWER OPEN DOOR.
- 4. PUSH BUTTON OPERATED DOOR.
- 5. ACS PANELS TO BE REMOVED ONLY AFTER NEW PANELS ARE UP & OPERATIONAL AND CONNECTED.
- 6. EXISTING VIC, DOOR BELL, AND DOOR BUZZER OVERRIDE TO REMAIN AND BE CONNECTED TO UPGRADED DEVICES AND EQUIPMENT.

SGM ENGINEERING INC.
MEP CONSULTING ENGINEERS
CA 0000335
935 LAKE BALDWIN LANE
ORLANDO, FL 32814
TEL: 407-767-5188
FAX: 407-767-5772
WWW.SGMENGINEERING.COM
COPYRIGHT © 2018 SGM ENGINEERING, INC.

Client Name:

Orange County Convention Center
P. O. Box 691509
Orlando, Florida
32869

KEY PLAN

Issue: 05-10-19 100% CONSTRUCTION DOCUMENTS

No.	Date	Description

Project Name:

OCCC NORTH SOUTH BUILDINGS ACCESS CONTROL UPGRADE

Project Number: 2018-043
Scale: AS SHOWN
Design By: JR
Checked By: JLM
Engineer of Record: JUSTIN L. MANDELL
License Number: 0370700

Drawing File Name: 1600-ED2207-2018043.DWG
Seal: JUSTIN L. MANDELL
No. 70700
STATE OF FLORIDA
PROFESSIONAL ENGINEER

This item has been electronically signed and sealed by the individual named beside, using a dated Digital Signature, per F.A.C. Rule 61G15-23.004. Printed copies of this document are not considered signed and sealed and the signature must be verified on any electronic copies.

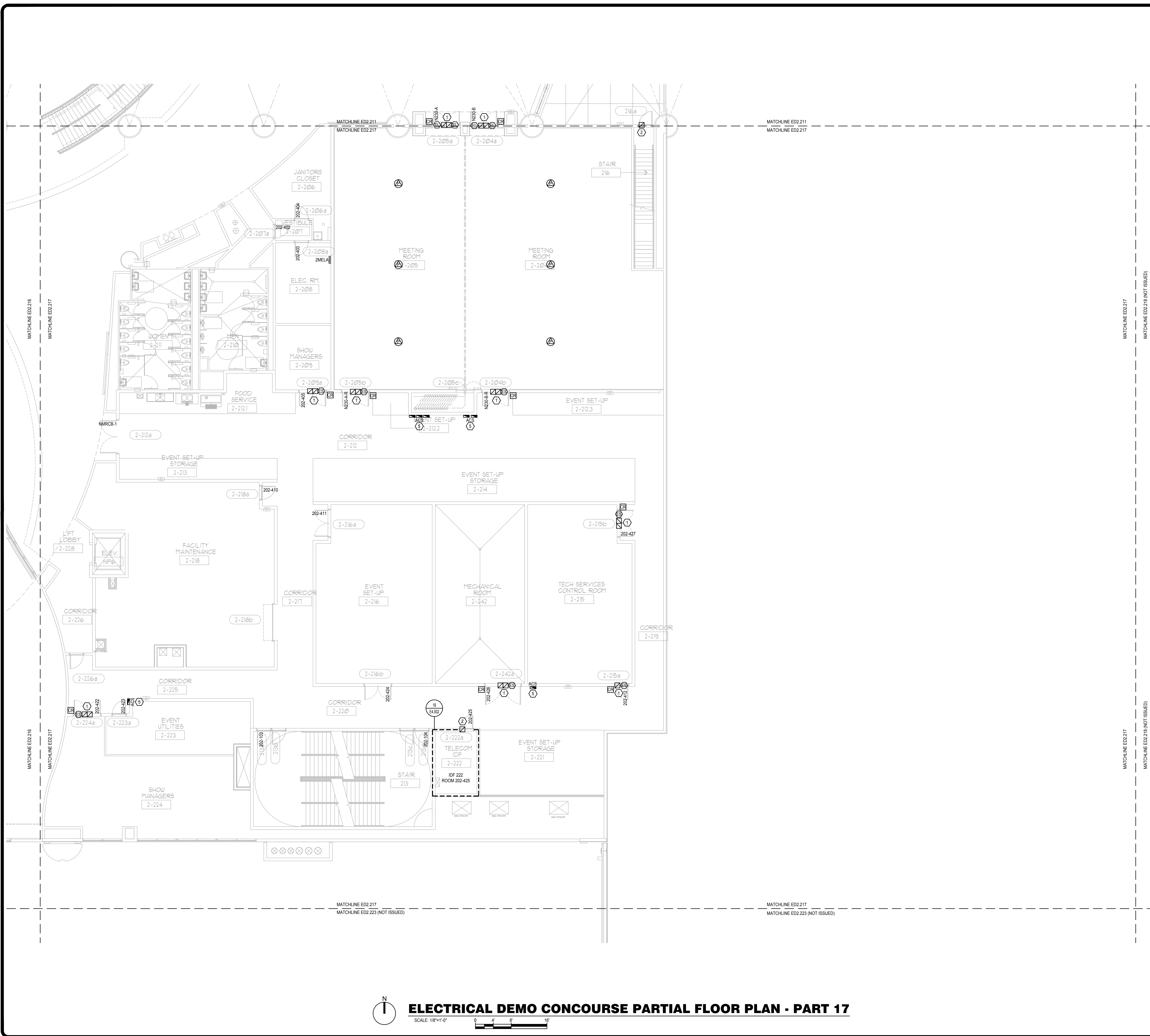
Sheet Name:

ELECTRICAL DEMO CONCOURSE PARTIAL FLOOR PLAN - PART 16

Sheet Number:

ED2.216

ELECTRICAL DEMO CONCOURSE PARTIAL FLOOR PLAN - PART 16
SCALE: 1/8"=1'-0"
N
0 4 8 12'



GENERAL NOTES:

1. REFER TO: SYMBOL LEGEND ON SHEET E0.001, BOOK SPECIFICATIONS, RISER DIAGRAMS ON E0.000 SHEETS, AND DETAILS ON E0.000 SHEETS FOR ALL REQUIREMENTS.
2. DEVICES ARE SHOWN IN APPROXIMATE LOCATIONS. LOCATE DEVICES WITHOUT INTERFERENCE OF OTHER EXISTING EQUIPMENT. COORDINATE INSTALLATION WITH EXISTING CONDITIONS PRIOR TO ROUGH-IN.
3. EXISTING ACCESS CONTROL SYSTEM SHALL REMAIN UP AND OPERATIONAL PER AREA OF CONSTRUCTION. ACCESS CONTROL SYSTEM SHALL BE DECOMMISSIONED AND CUT OVER TO NEW SYSTEM ON A DOOR BY DOOR BASIS.
4. ALL CONDUIT, BACK BOXES, CABLING, AND ACCESS CONTROL PANELS THAT ARE NOT TO BE REUSED FOR NEW ACCESS CONTROL SYSTEM SHALL BE REMOVED.
5. CONTRACTOR SHALL WORK ONLY ON ACCESS CONTROL INFRASTRUCTURE AND ASSOCIATED POWER. CONTRACTOR SHALL NOT DISRUPT ANY OTHER EXISTING SYSTEM. DISRUPTION OF OTHER EXISTING SYSTEMS SHALL BE THE CONTRACTOR'S RESPONSIBILITY TO RESTORE TO WORKING CONDITION.
6. ALL ACCESS CONTROL DOORS OPERATED BY THE FIRE ALARM SYSTEM SHALL BE TESTED FOR OPERATION PRIOR TO COMMENCEMENT OF WORK.

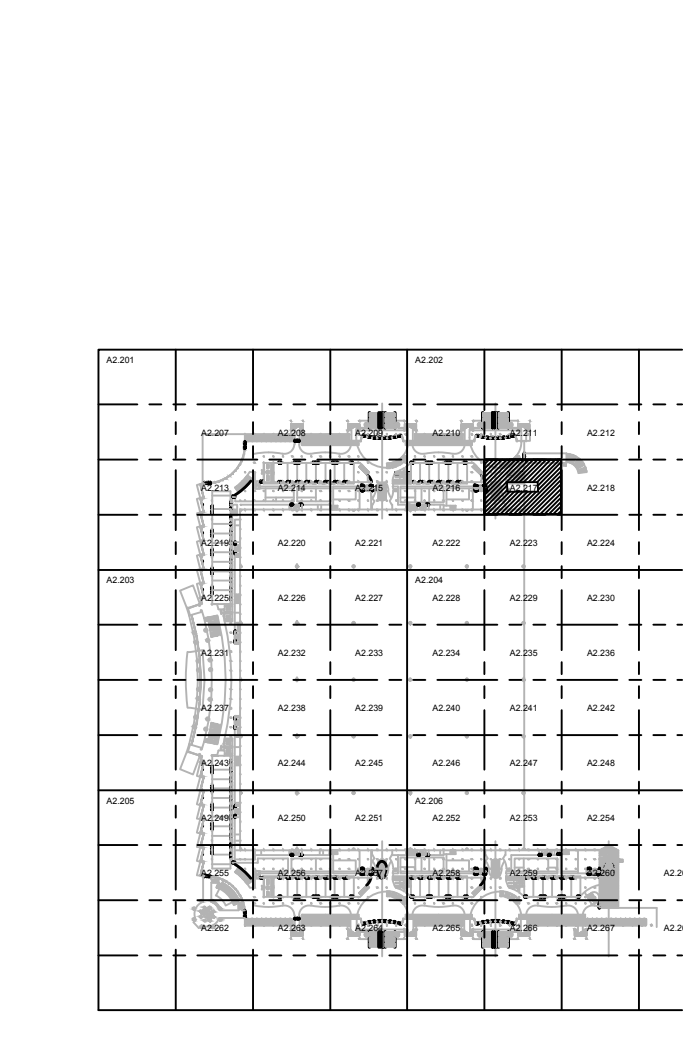
PLAN KEY NOTES:

1. STUB UP FOR CARD READER, ELECTRIC STRIKE, AND DOOR POSITION SWITCH SHALL REMAIN. ALL DEVICES WILL BE REMOVED. CONDUIT AND WIRING FOR ASSOCIATED POWER SUPPLY TO BE REMOVED BACK TO SOURCE AND SOURCE PANEL TO HAVE NEW, TYPED SCHEDULE WITH CIRCUIT ENTRY UPDATED AS SPARE.
2. STUB UP FOR DOOR POSITION SWITCH SHALL REMAIN. ALL DEVICES WILL BE REMOVED.
3. POWER OPEN DOOR.
4. PUSH BUTTON OPERATED DOOR.
5. ACS PANELS TO BE REMOVED ONLY AFTER NEW PANELS ARE UP & OPERATIONAL AND CONNECTED.
6. EXISTING VIC, DOOR BELL, AND DOOR BUZZER OVERRIDE TO REMAIN AND BE CONNECTED TO UPGRADED DEVICES AND EQUIPMENT.



Client Name:

Orange County Convention Center
 P. O. Box 691509
 Orlando, Florida
 32869



Issue: 05-10-19 100% CONSTRUCTION DOCUMENTS

No.	Date	Description

Project Name:
OCCC NORTH SOUTH BUILDINGS ACCESS CONTROL UPGRADE

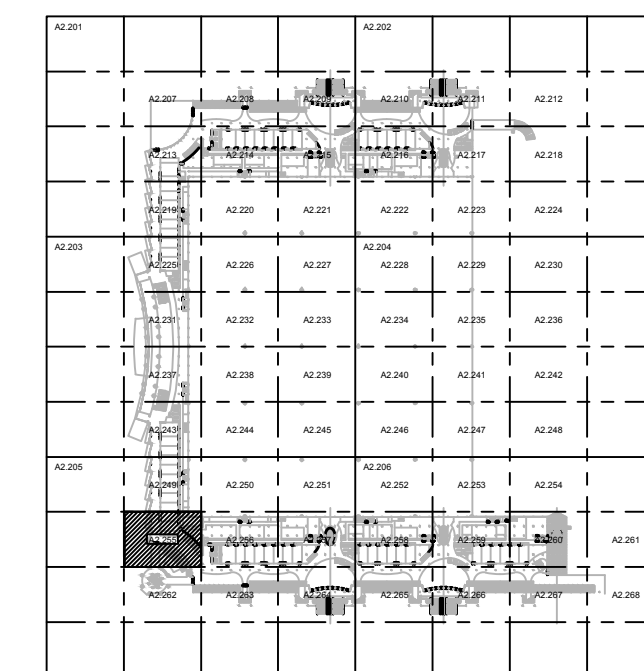
Project Number: 2018-043
 Drawing File Name: 1600-ED2207-2018043.DWG
 Scale: AS SHOWN
 Design By: JR
 Drawn By: JR
 Checked By: JLM
 Engineer of Record: JUSTIN L. MUNDLE, PROFESSIONAL ENGINEER
 License Number: FL70700

This item has been electronically signed and sealed by the individual named beside, using a dated Digital Signature, per F.A.C. Rule 61G15-23.004. Printed copies of this document are not considered signed and sealed and the signature must be verified on any electronic copies.

Sheet Name:
ELECTRICAL DEMO CONCOURSE PARTIAL FLOOR PLAN - PART 17

Sheet Number:
ED2.217

FILE: Q:\PROJECT FILES\2018\2018-043_OCCC_NS ACCESS CONTROL UPGRADE_DRAWINGS\1600-ED2207-2018043.DWG
 PRINTED: 05/17/2019 LAST SAVED BY: JAMES




KEY PLAN

Issue: 05-10-19 100% CONSTRUCTION DOCUMENTS

No.	Date	Description

Project Name:
OCCC NORTH SOUTH BUILDINGS ACCESS CONTROL UPGRADE

Project Number: 2018-043	Drawing File Name: 1600-ED2207-2018043.DWG
Scale: AS SHOWN	Seal: 
Design By: JR	Engineer of Record: JUSTIN L. MANDELL
Drawn By: JR	License Number: FL70700
Checked By: JLM	

This item has been electronically signed and sealed by the individual named beside, using a dated Digital Signature, per F.A.C. Rule 61G15-23.004. Printed copies of this document are not considered signed and sealed and the signature must be verified on any electronic copies.

Sheet Name:
ELECTRICAL DEMO CONCOURSE PARTIAL FLOOR PLAN - PART 55


Sheet Number:
ED2.255

GENERAL NOTES:

- REFER TO SYMBOL LEGEND ON SHEET ED.001, BOOK SPECIFICATIONS, RISER DIAGRAMS ON ES.000 SHEETS, AND DETAILS ON ES.000 SHEETS FOR ALL REQUIREMENTS.
- DEVICES ARE SHOWN IN APPROXIMATE LOCATIONS. LOCATE DEVICES WITHOUT INTERFERENCE OF OTHER EXISTING EQUIPMENT. COORDINATE INSTALLATION WITH EXISTING CONDITIONS PRIOR TO ROUGH-IN.
- EXISTING ACCESS CONTROL SYSTEM SHALL REMAIN UP AND OPERATIONAL PER AREA OF CONSTRUCTION. ACCESS CONTROL SYSTEM SHALL BE DECOMMISSIONED AND CUT OVER TO NEW SYSTEM ON A DOOR BY DOOR BASIS.
- ALL CONDUIT, BACK BOXES, CABLING AND ACCESS CONTROL PANELS THAT ARE NOT TO BE REUSED FOR NEW ACCESS CONTROL SYSTEM SHALL BE REMOVED.
- CONTRACTOR SHALL WORK ONLY ON ACCESS CONTROL INFRASTRUCTURE AND ASSOCIATED POWER. CONTRACTOR SHALL NOT DISRUPT ANY OTHER EXISTING SYSTEM. DISRUPTION OF OTHER EXISTING SYSTEMS SHALL BE THE CONTRACTOR'S RESPONSIBILITY TO RESTORE TO WORKING CONDITION.
- ALL ACCESS CONTROL DOORS OPERATED BY THE FIRE ALARM SYSTEM SHALL BE TESTED FOR OPERATION PRIOR TO COMMENCEMENT OF WORK.

PLAN KEY NOTES:

- STUB UP FOR CARD READER, ELECTRIC STRIKE, AND DOOR POSITION SWITCH SHALL REMAIN. ALL DEVICES WILL BE REMOVED. CONDUIT AND WIRING FOR ASSOCIATED POWER SUPPLY TO BE REMOVED BACK TO SOURCE AND SOURCE PANEL TO HAVE NEW, TYPED SCHEDULE WITH CIRCUIT ENTRY UPDATED AS SPARE.
- STUB UP FOR DOOR POSITION SWITCH SHALL REMAIN. ALL DEVICES WILL BE REMOVED.
- POWER OPEN DOOR.
- PUSH BUTTON OPERATED DOOR.
- ACS PANELS TO BE REMOVED ONLY AFTER NEW PANELS ARE UP & OPERATIONAL AND CONNECTED.
- EXISTING VIC, DOOR BELL, AND DOOR BUZZER OVERRIDE TO REMAIN AND BE CONNECTED TO UPGRADED DEVICES AND EQUIPMENT.



FILE: G:\PROJECT FILES\2018\2018-043_OCCC_NS_ACCESS_CONTROL_UPGRADE_DRAWINGS\1600-ED2207-2018043.DWG
 PRINTED: 05/14/2019 1:58:45 PM LAST SAVED BY: JIMMIE

Client Name:

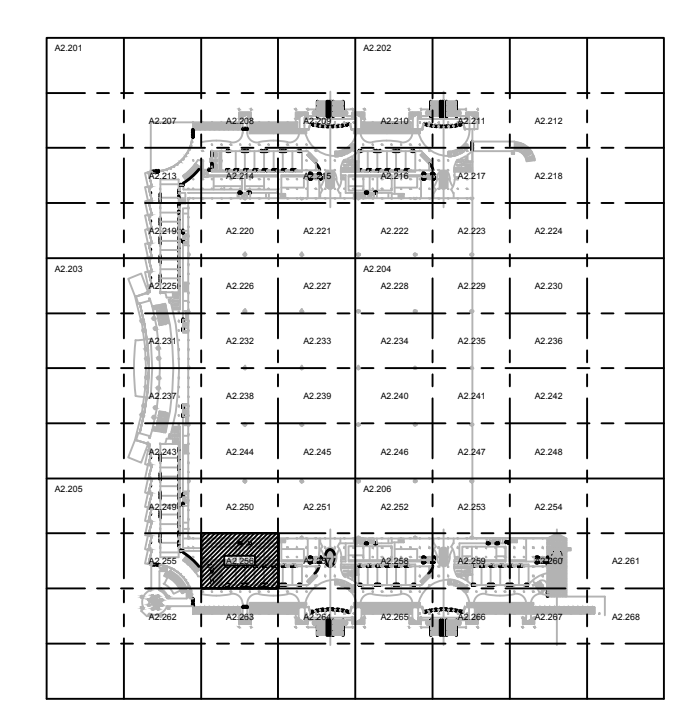
Orange County Convention Center
P. O. Box 691509
Orlando, Florida
32869

GENERAL NOTES:

1. REFER TO: SYMBOL LEGEND ON SHEET ED001, BOOK SPECIFICATIONS, RISER DIAGRAMS ON E5000 SHEETS, AND DETAILS ON E8000 SHEETS FOR ALL REQUIREMENTS.
2. DEVICES ARE SHOWN IN APPROXIMATE LOCATIONS. LOCATE DEVICES WITHOUT INTERFERENCE OF OTHER EXISTING EQUIPMENT. COORDINATE INSTALLATION WITH EXISTING CONDITIONS PRIOR TO ROUGH-IN.
3. EXISTING ACCESS CONTROL SYSTEM SHALL REMAIN UP AND OPERATIONAL PER AREA OF CONSTRUCTION. ACCESS CONTROL SYSTEM SHALL BE DECOMMISSIONED AND CUT OVER TO NEW SYSTEM ON A DOOR BY DOOR BASIS.
4. ALL CONDUIT, BACK BOXES, CABLING AND ACCESS CONTROL PANELS THAT ARE NOT TO BE REUSED FOR NEW ACCESS CONTROL SYSTEM SHALL BE REMOVED.
5. CONTRACTOR SHALL WORK ONLY ON ACCESS CONTROL INFRASTRUCTURE AND ASSOCIATED POWER. CONTRACTOR SHALL NOT DISRUPT ANY OTHER EXISTING SYSTEM. DISRUPTION OF OTHER EXISTING SYSTEMS SHALL BE THE CONTRACTOR'S RESPONSIBILITY TO RESTORE TO WORKING CONDITION.
6. ALL ACCESS CONTROL DOORS OPERATED BY THE FIRE ALARM SYSTEM SHALL BE TESTED FOR OPERATION PRIOR TO COMMENCEMENT OF WORK.

PLAN KEY NOTES:

1. STUB UP FOR CARD READER, ELECTRIC STRIKE, AND DOOR POSITION SWITCH SHALL REMAIN. ALL DEVICES WILL BE REMOVED. CONDUIT AND WIRING FOR ASSOCIATED POWER SUPPLY TO BE REMOVED BACK TO SOURCE AND SOURCE PANEL TO HAVE NEW, TYPED SCHEDULE WITH CIRCUIT ENTRY UPDATED AS SPARE.
2. STUB UP FOR DOOR POSITION SWITCH SHALL REMAIN. ALL DEVICES WILL BE REMOVED.
3. POWER OPEN DOOR.
4. PUSH BUTTON OPERATED DOOR.
5. ACS PANELS TO BE REMOVED ONLY AFTER NEW PANELS ARE UP & OPERATIONAL AND CONNECTED.
6. EXISTING VIC. DOOR BELL, AND DOOR BUZZER OVERRIDE TO REMAIN AND BE CONNECTED TO UPGRADED DEVICES AND EQUIPMENT.




KEY PLAN

Issue: 05-10-19 100% CONSTRUCTION DOCUMENTS

No.	Date	Description

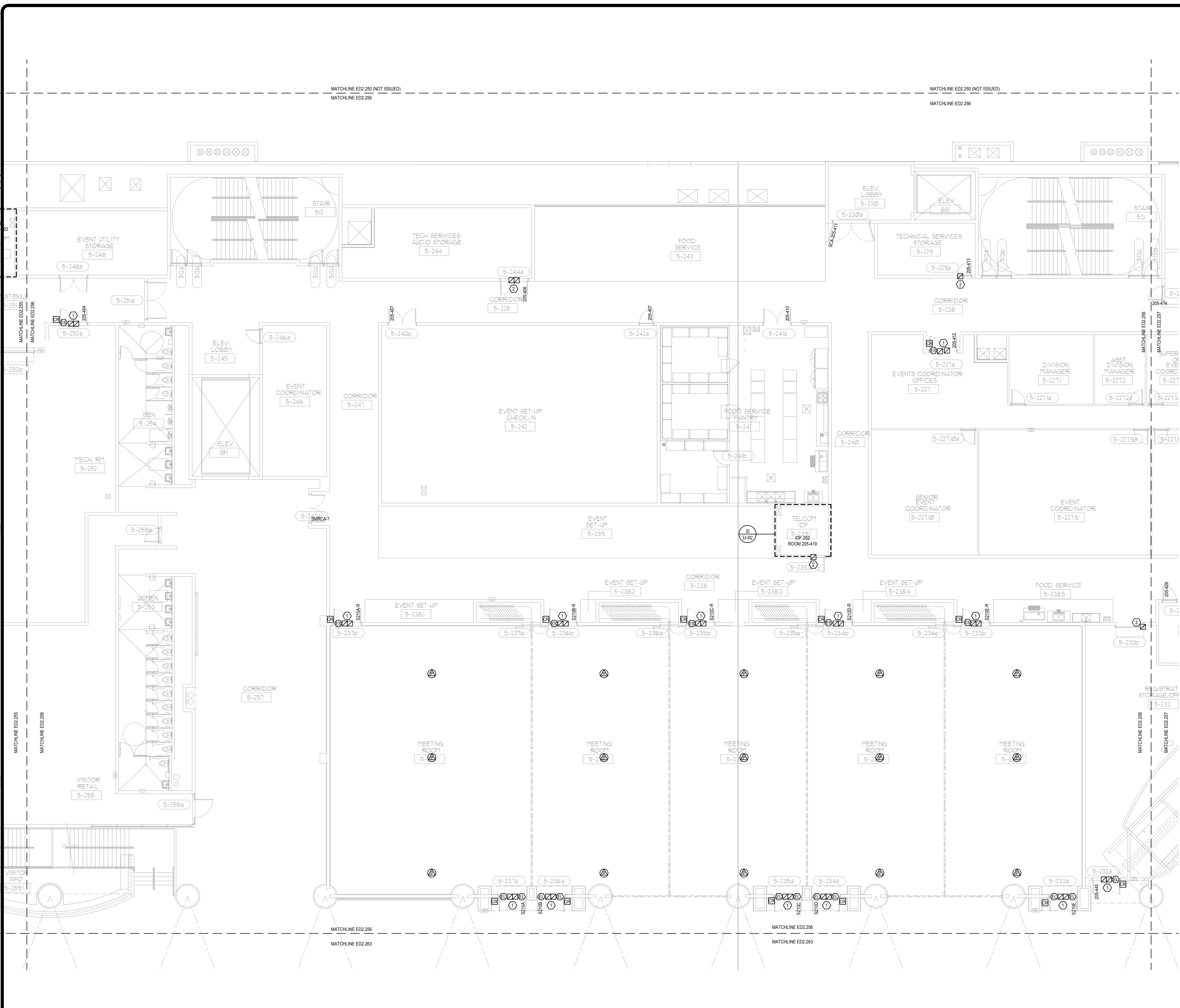
Project Name:
OCCC NORTH SOUTH BUILDINGS ACCESS CONTROL UPGRADE

Project Number: 2018-043	Drawing File Name: 1800-ED2207-2018043.DWG
Scale: AS SHOWN	Seal:
Design By: JR	
Drawn By: JR	
Checked By: JLM	
Engineer of Record: JUSTIN L. MANDELL	
License Number: FL70700	

This item has been electronically signed and sealed by the individual named herein, using a dated digital signature, per F.A.C. Rule 61G15-23.004. Printed copies of this document are not considered signed and sealed and the signature must be verified on any electronic copies.

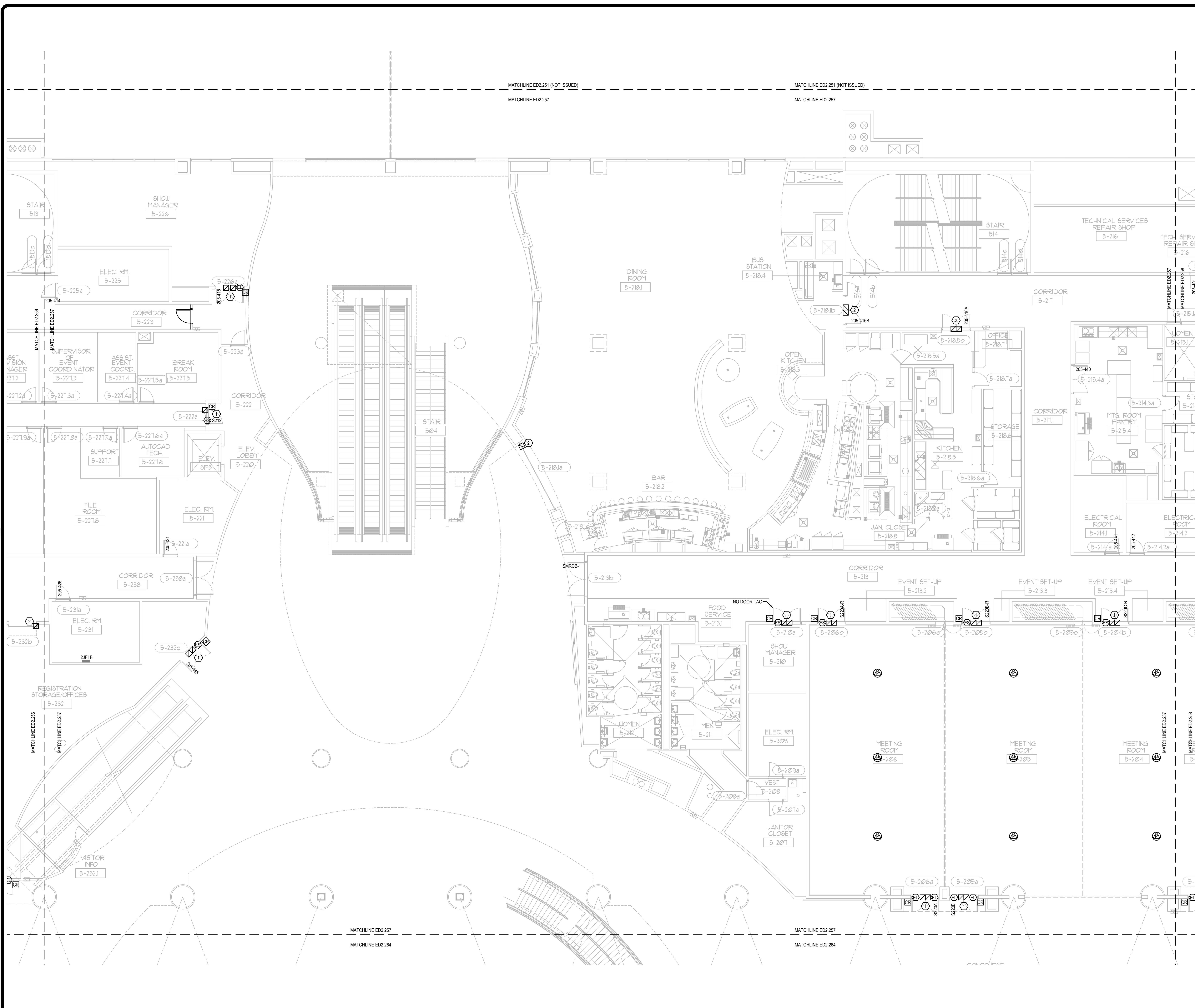
Sheet Name:
ELECTRICAL DEMO CONCOURSE PARTIAL FLOOR PLAN - PART 56

Sheet Number:
ED2.256



ELECTRICAL DEMO CONCOURSE PARTIAL FLOOR PLAN - PART 56
 SCALE: 1/8"=1'-0"


FILE: Q:\PROJECT FILES\2018\18-043_OCCC_NS ACCESS CONTROL UPGRADE_DRAWINGS\1800-ED2207-2018043.DWG
 PRINTED: 05/14/2019



GENERAL NOTES:

- 1. REFER TO SYMBOL LEGEND ON SHEET E0.01, BOOK SPECIFICATIONS, RISER DIAGRAMS ON E0.00 SHEETS, AND DETAILS ON E0.00 SHEETS FOR ALL REQUIREMENTS.
- 2. DEVICES ARE SHOWN IN APPROXIMATE LOCATIONS. LOCATE DEVICES WITHOUT INTERFERENCE OF OTHER EXISTING EQUIPMENT. COORDINATE INSTALLATION WITH EXISTING CONDITIONS PRIOR TO ROUGH-IN.
- 3. EXISTING ACCESS CONTROL SYSTEM SHALL REMAIN UP AND OPERATIONAL PER AREA OF CONSTRUCTION. ACCESS CONTROL SYSTEM SHALL BE DECOMMISSIONED AND CUT OVER TO NEW SYSTEM ON A DOOR BY DOOR BASIS.
- 4. ALL CONDUIT, BACK BOXES, CABLING, AND ACCESS CONTROL PANELS THAT ARE NOT TO BE REUSED FOR NEW ACCESS CONTROL SYSTEM SHALL BE REMOVED.
- 5. CONTRACTOR SHALL WORK ONLY ON ACCESS CONTROL INFRASTRUCTURE AND ASSOCIATED POWER. CONTRACTOR SHALL NOT DISRUPT ANY OTHER EXISTING SYSTEM. DISRUPTION OF OTHER EXISTING SYSTEMS SHALL BE THE CONTRACTOR'S RESPONSIBILITY TO RESTORE TO WORKING CONDITION.
- 6. ALL ACCESS CONTROL DOORS OPERATED BY THE FIRE ALARM SYSTEM SHALL BE TESTED FOR OPERATION PRIOR TO COMMENCEMENT OF WORK.

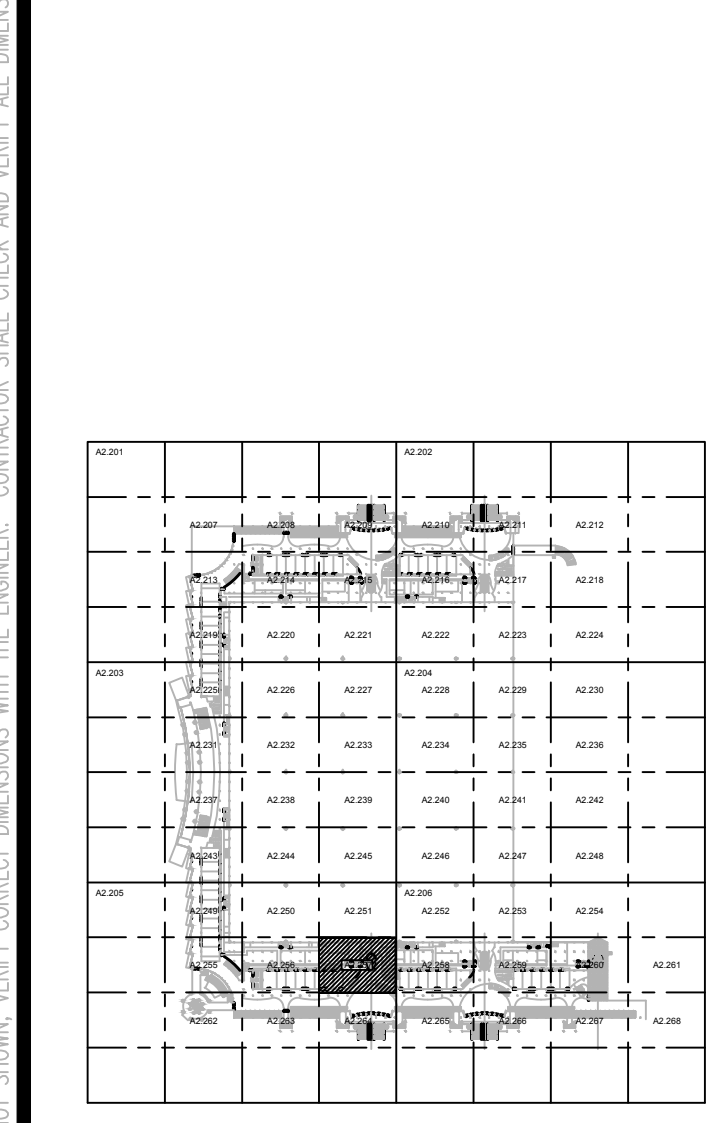
PLAN KEY NOTES:

- 1. STUB UP FOR CARD READER, ELECTRIC STRIKE, AND DOOR POSITION SWITCH SHALL REMAIN. ALL DEVICES WILL BE REMOVED. CONDUIT AND WIRING FOR ASSOCIATED POWER SUPPLY TO BE REMOVED BACK TO SOURCE AND SOURCE PANEL TO HAVE NEW, TYPED SCHEDULE WITH CIRCUIT ENTRY UPDATED AS SPARE.
- 2. STUB UP FOR DOOR POSITION SWITCH SHALL REMAIN. ALL DEVICES WILL BE REMOVED.
- 3. POWER OPEN DOOR.
- 4. PUSH BUTTON OPERATED DOOR.
- 5. ACS PANELS TO BE REMOVED ONLY AFTER NEW PANELS ARE UP & OPERATIONAL AND CONNECTED.
- 6. EXISTING VIC. DOOR BELL, AND DOOR BUZZER OVERRIDE TO REMAIN AND BE CONNECTED TO UPGRADED DEVICES AND EQUIPMENT.

SGM ENGINEERING INC.
MEP CONSULTING ENGINEERS
CA 0000035
935 LAKE BALDWIN LANE
ORLANDO, FL 32814
TEL: 407-767-5188
FAX: 407-767-5722
WWW.SGMENGINEERING.COM
COPYRIGHT © 2018 SGM ENGINEERING, INC.

Client Name:

Orange County Convention Center
P. O. Box 691509
Orlando, Florida
32869



Issue: 05-10-19 100% CONSTRUCTION DOCUMENTS

No.	Date	Description

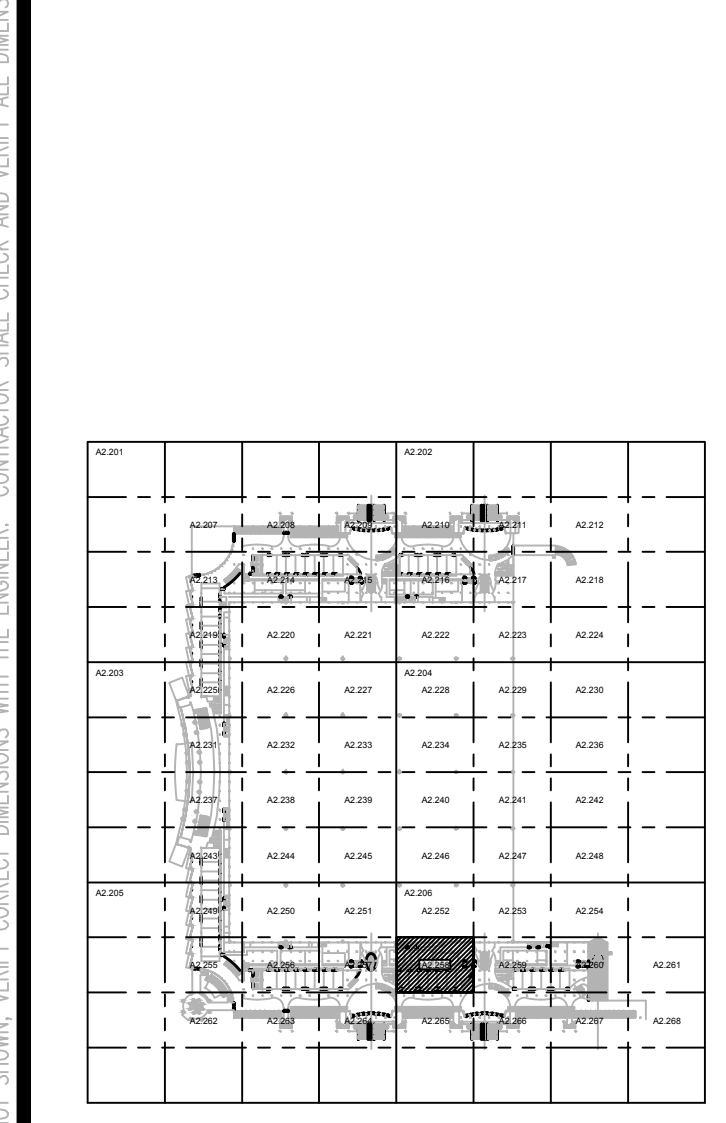
Project Name:
OCCC NORTH SOUTH BUILDINGS ACCESS CONTROL UPGRADE

Project Number: 2018-043	Drawing File Name: 1800-ED2207-2018043.DWG
Scale: AS SHOWN	Seal:
Design By: JR	Drawn By: JR
Checked By: JLM	Engineer of Record: JUSTIN L. MANDELL
License Number: FL70700	

Sheet Name:
ELECTRICAL DEMO CONCOURSE PARTIAL FLOOR PLAN - PART 57

Sheet Number:
ED2.257

FILE: Q:\PROJECT FILES\2018\2018-043_OCCC_NS_ACCESS CONTROL UPGRADE\DRAWINGS\1800-ED2207-2018043.DWG
 PRINTED: 05/14/2019
 LAST SAVED BY: JAMES




Issue: 05-10-19 100% CONSTRUCTION DOCUMENTS

No.	Date	Description

Project Name:

OCCC NORTH SOUTH BUILDINGS ACCESS CONTROL UPGRADE

Project Number: 2018-043
Drawing File Name: 1800-ED2207-2018043.DWG
Scale: AS SHOWN
Design By: JR
Drawn By: JR
Checked By: JLM
Engineer of Record: JUSTIN L. MUELLER
License Number: FL20700



Sheet Name:

ELECTRICAL DEMO CONCOURSE PARTIAL FLOOR PLAN - PART 58

Sheet Number:

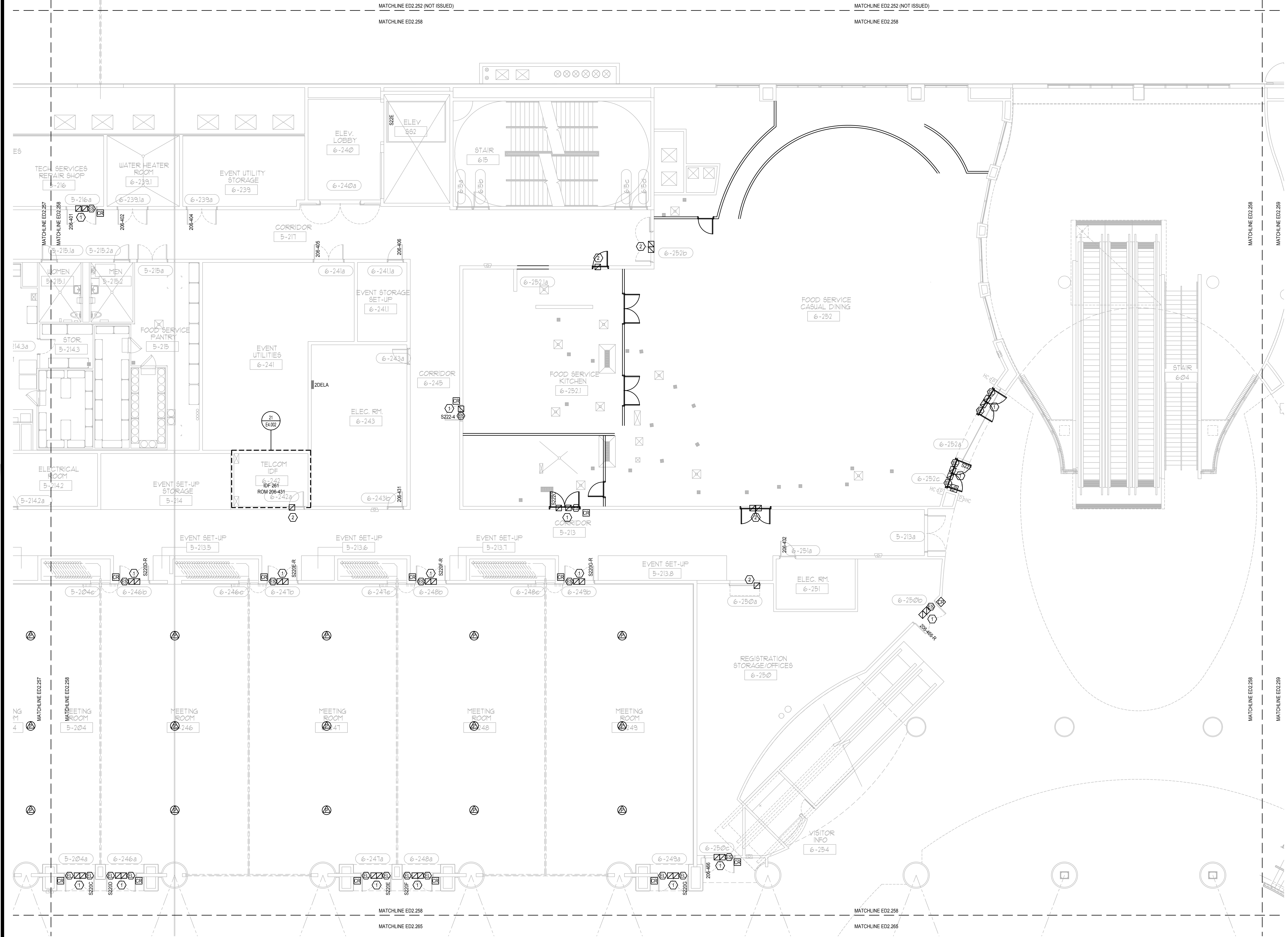
ED2.258

GENERAL NOTES:

- REFER TO SYMBOL LEGEND ON SHEET E0.001, BOOK SPECIFICATIONS, RISER DIAGRAMS ON E0.000 SHEETS, AND DETAILS ON E0.000 SHEETS FOR ALL REQUIREMENTS.
- DEVICES ARE SHOWN IN APPROXIMATE LOCATIONS. LOCATE DEVICES WITHOUT INTERFERENCE OF OTHER EXISTING EQUIPMENT. COORDINATE INSTALLATION WITH EXISTING CONDITIONS PRIOR TO ROUGH-IN.
- EXISTING ACCESS CONTROL SYSTEM SHALL REMAIN UP AND OPERATIONAL PER AREA OF CONSTRUCTION. ACCESS CONTROL SYSTEM SHALL BE DECOMMISSIONED AND CUT OVER TO NEW SYSTEM ON A DOOR BY DOOR BASIS.
- ALL CONDUIT, BACK BOXES, CABLING AND ACCESS CONTROL PANELS THAT ARE NOT TO BE REUSED FOR NEW ACCESS CONTROL SYSTEM SHALL BE REMOVED.
- CONTRACTOR SHALL WORK ONLY ON ACCESS CONTROL INFRASTRUCTURE AND ASSOCIATED POWER. CONTRACTOR SHALL NOT DISRUPT ANY OTHER EXISTING SYSTEM. DISRUPTION OF OTHER EXISTING SYSTEMS SHALL BE THE CONTRACTOR'S RESPONSIBILITY TO RESTORE TO WORKING CONDITION.
- ALL ACCESS CONTROL DOORS OPERATED BY THE FIRE ALARM SYSTEM SHALL BE TESTED FOR OPERATION PRIOR TO COMMENCEMENT OF WORK.

PLAN KEY NOTES:

- STUB UP FOR CARD READER, ELECTRIC STRIKE, AND DOOR POSITION SWITCH SHALL REMAIN. ALL DEVICES WILL BE REMOVED. CONDUIT AND WIRING FOR ASSOCIATED POWER SUPPLY TO BE REMOVED BACK TO SOURCE AND SOURCE PANEL TO HAVE NEW, TYPED SCHEDULE WITH CIRCUIT ENTRY UPDATED AS SPARE.
- STUB UP FOR DOOR POSITION SWITCH SHALL REMAIN. ALL DEVICES WILL BE REMOVED.
- POWER OPEN DOOR.
- PUSH BUTTON OPERATED DOOR.
- ACS PANELS TO BE REMOVED ONLY AFTER NEW PANELS ARE UP & OPERATIONAL AND CONNECTED.
- EXISTING VIC, DOOR BELL, AND DOOR BUZZER OVERRIDE TO REMAIN AND BE CONNECTED TO UPGRADED DEVICES AND EQUIPMENT.



Client Name:



Orange County Convention Center
P. O. Box 691509
Orlando, Florida 32869

GENERAL NOTES:

- REFER TO SYMBOL LEGEND ON SHEET E0.01, BOOK SPECIFICATIONS, RISER DIAGRAMS ON E8.000 SHEETS, AND DETAILS ON E8.000 SHEETS FOR ALL REQUIREMENTS.
- DEVICES ARE SHOWN IN APPROXIMATE LOCATIONS. LOCATE DEVICES WITHOUT INTERFERENCE OF OTHER EXISTING EQUIPMENT. COORDINATE INSTALLATION WITH EXISTING CONDITIONS PRIOR TO ROUGH-IN.
- EXISTING ACCESS CONTROL SYSTEM SHALL REMAIN UP AND OPERATIONAL PER AREA OF CONSTRUCTION. ACCESS CONTROL SYSTEM SHALL BE DECOMMISSIONED AND CUT OVER TO NEW SYSTEM ON A DOOR BY DOOR BASIS.
- ALL CONDUIT, BACK BOXES, CABLING AND ACCESS CONTROL PANELS THAT ARE NOT TO BE REUSED FOR NEW ACCESS CONTROL SYSTEM SHALL BE REMOVED.
- CONTRACTOR SHALL WORK ONLY ON ACCESS CONTROL INFRASTRUCTURE AND ASSOCIATED POWER. CONTRACTOR SHALL NOT DISRUPT ANY OTHER EXISTING SYSTEM. DISRUPTION OF OTHER EXISTING SYSTEMS SHALL BE THE CONTRACTOR'S RESPONSIBILITY TO RESTORE TO WORKING CONDITION.
- ALL ACCESS CONTROL DOORS OPERATED BY THE FIRE ALARM SYSTEM SHALL BE TESTED FOR OPERATION PRIOR TO COMMENCEMENT OF WORK.

PLAN KEY NOTES:

- STUB UP FOR CARD READER, ELECTRIC STRIKE, AND DOOR POSITION SWITCH SHALL REMAIN. ALL DEVICES WILL BE REMOVED. CONDUIT AND WIRING FOR ASSOCIATED POWER SUPPLY TO BE REMOVED BACK TO SOURCE AND SOURCE PANEL TO HAVE NEW, TYPED SCHEDULE WITH CIRCUIT ENTRY UPDATED AS SPARE.
- STUB UP FOR DOOR POSITION SWITCH SHALL REMAIN. ALL DEVICES WILL BE REMOVED.
- POWER OPEN DOOR.
- PUSH BUTTON OPERATED DOOR.
- ACS PANELS TO BE REMOVED ONLY AFTER NEW PANELS ARE UP AND OPERATIONAL AND CONNECTED.
- EXISTING VIC, DOOR BELL, AND DOOR BUZZER OVERRIDE TO REMAIN AND BE CONNECTED TO UPGRADED DEVICES AND EQUIPMENT.

KEY PLAN

Issue: 05-10-19 100% CONSTRUCTION DOCUMENTS

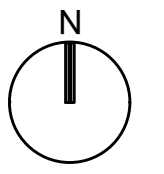
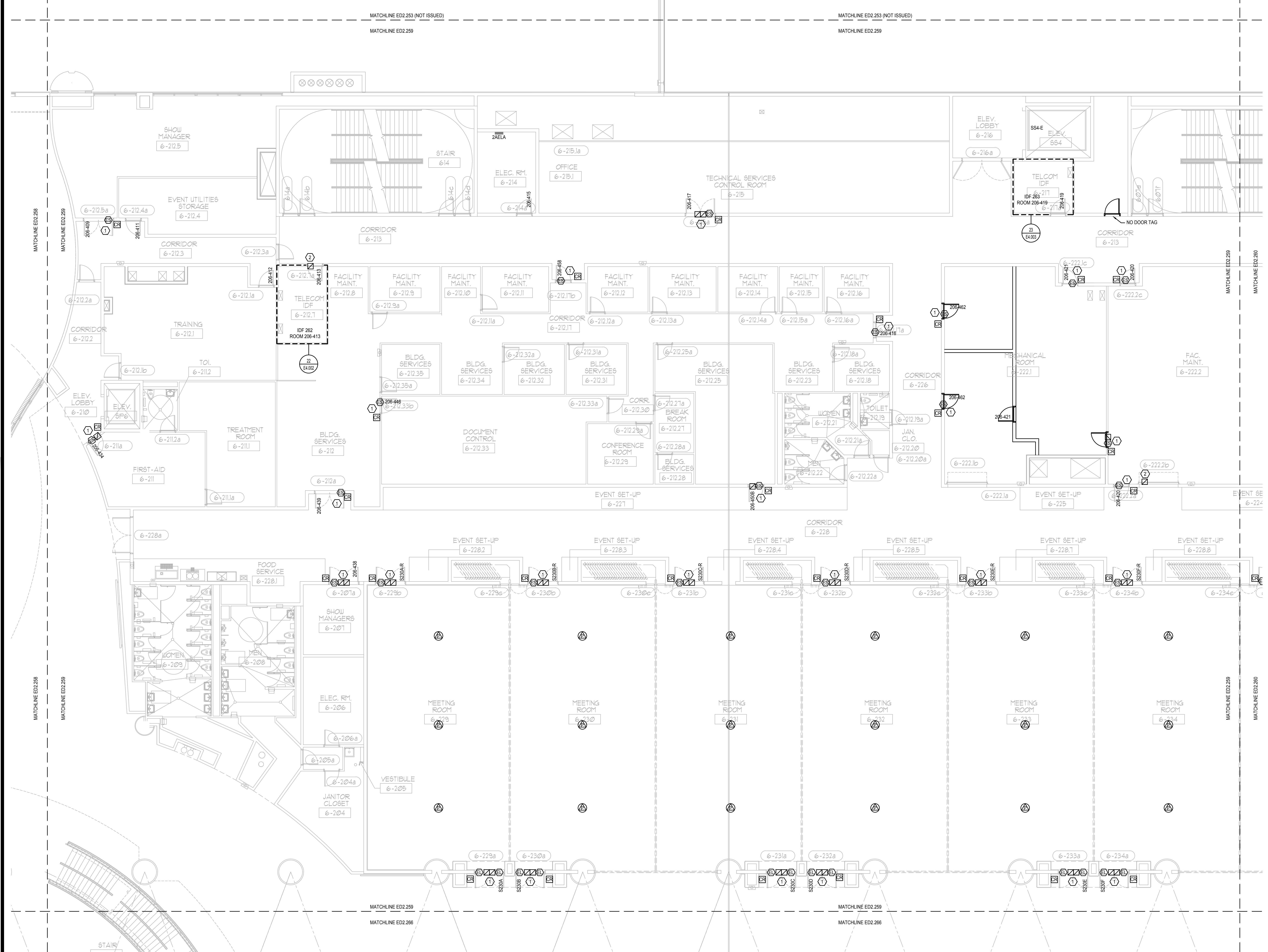
No.	Date	Description

OCCC NORTH SOUTH BUILDINGS ACCESS CONTROL UPGRADE

Project Number: 2018-043	Drawing File Name: 1800-ED2207-2018043.DWG
Scale: AS SHOWN	Seal: JUSTIN L. MUNDLE Professional Engineer No. 70700 STATE OF FLORIDA
Design By: JR	Engineer of Record: JUSTIN L. MUNDLE
Drawn By: JR	License Number: FL70700
Checked By: JLM	

ELECTRICAL DEMO CONCOURSE PARTIAL FLOOR PLAN - PART 59

Sheet Number:
ED2.259



ELECTRICAL DEMO CONCOURSE PARTIAL FLOOR PLAN - PART 59

SCALE: 1/8"=1'-0"
0' 4' 8' 16'


This item has been electronically signed and sealed by the individual named herein, using a dated digital signature, per F.A.C. Rule 61G15-23.004. Printed copies of this document are not considered signed and sealed and the signature must be verified on any electronic copies.

FILE: G:\PROJECT FILES\2018\18-043_OCCC_NS ACCESS CONTROL UPGRADE\DRAWINGS\1800-ED2207-2018043.DWG
PRINTED: 05/14/2019

Client Name:



**Orange County
Convention Center
P. O. Box 691509
Orlando, Florida
32869**



Issue: 05-10-19 100% CONSTRUCTION DOCUMENTS

No.	Date	Description

Project Name:
OCCC NORTH SOUTH BUILDINGS ACCESS CONTROL UPGRADE

Project Number: 2018-043
Scale: AS SHOWN
Design By: JR
Drawn By: JR
Checked By: JLM
Engineer of Record:
JUSTIN L. MUNDLE
License Number: FL20700

Drawing File Name: 1600-ED2207-2018043.DWG
Seal:
JUSTIN L. MUNDLE
No. 70700
STATE OF FLORIDA
PROFESSIONAL ENGINEER

Sheet Name:
ELECTRICAL DEMO CONCOURSE PARTIAL FLOOR PLAN - PART 60

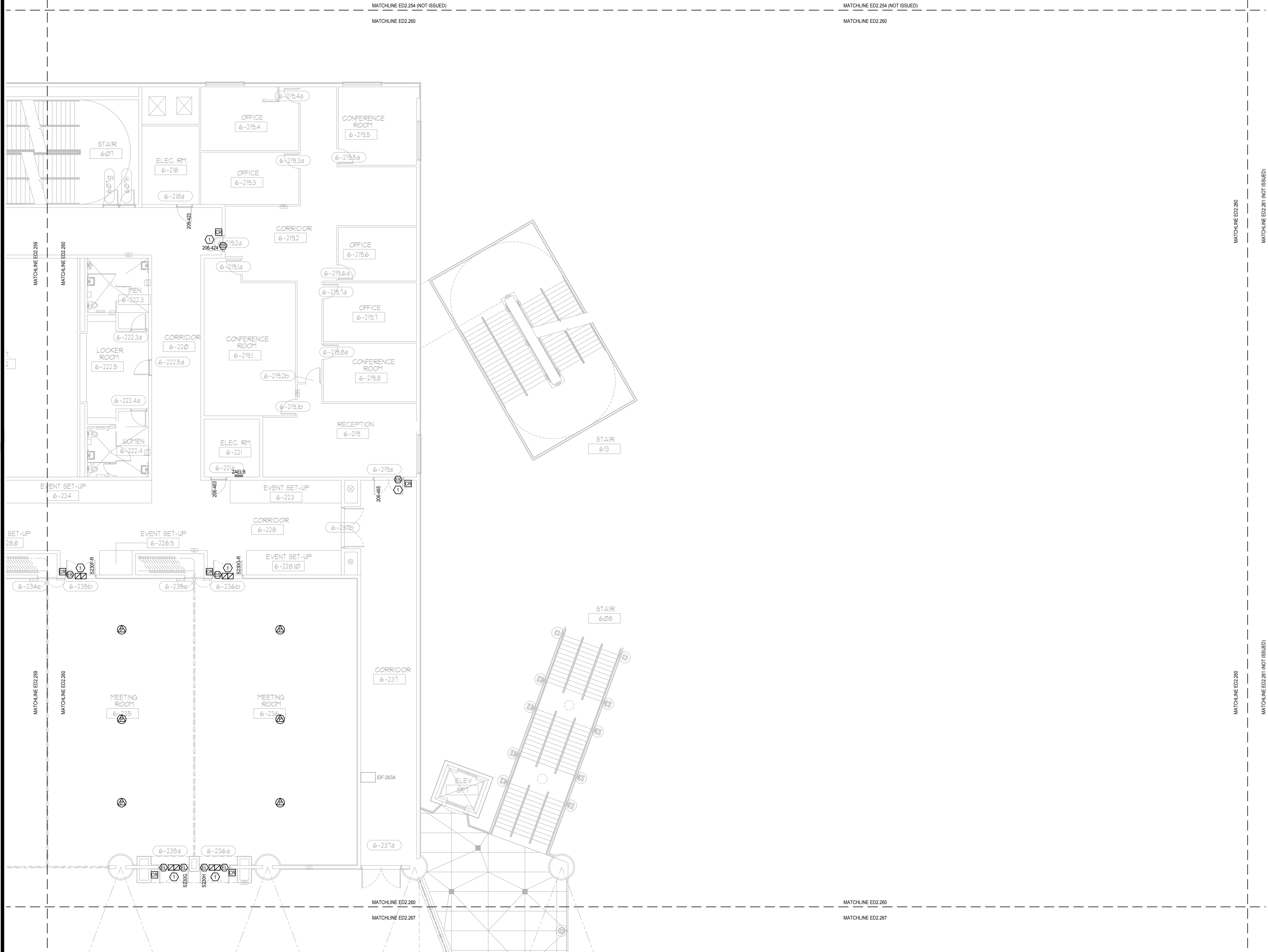
Sheet Number:
ED2.260

GENERAL NOTES:

1. REFER TO SYMBOL LEGEND ON SHEET E0.001, BOOK SPECIFICATIONS, RISER DIAGRAMS ON E0.000 SHEETS, AND DETAILS ON E0.000 SHEETS FOR ALL REQUIREMENTS.
2. DEVICES ARE SHOWN IN APPROXIMATE LOCATIONS. LOCATE DEVICES WITHOUT INTERFERENCE OF OTHER EXISTING EQUIPMENT. COORDINATE INSTALLATION WITH EXISTING CONDITIONS PRIOR TO ROUGH-IN.
3. EXISTING ACCESS CONTROL SYSTEM SHALL REMAIN UP AND OPERATIONAL PER AREA OF CONSTRUCTION. ACCESS CONTROL SYSTEM SHALL BE DECOMMISSIONED AND CUT OVER TO NEW SYSTEM ON A DOOR BY DOOR BASIS.
4. ALL CONDUIT, BACK BOXES, CABLING AND ACCESS CONTROL PANELS THAT ARE NOT TO BE REUSED FOR NEW ACCESS CONTROL SYSTEM SHALL BE REMOVED.
5. CONTRACTOR SHALL WORK ONLY ON ACCESS CONTROL INFRASTRUCTURE AND ASSOCIATED POWER. CONTRACTOR SHALL NOT DISRUPT ANY OTHER EXISTING SYSTEM. DISRUPTION OF OTHER EXISTING SYSTEMS SHALL BE THE CONTRACTOR'S RESPONSIBILITY TO RESTORE TO WORKING CONDITION.
6. ALL ACCESS CONTROL DOORS OPERATED BY THE FIRE ALARM SYSTEM SHALL BE TESTED FOR OPERATION PRIOR TO COMMENCEMENT OF WORK.

PLAN KEY NOTES:

1. STUB UP FOR CARD READER, ELECTRIC STRIKE, AND DOOR POSITION SWITCH SHALL REMAIN. ALL DEVICES WILL BE REMOVED. CONDUIT AND WIRING FOR ASSOCIATED POWER SUPPLY TO BE REMOVED BACK TO SOURCE AND SOURCE PANEL TO HAVE NEW, TYPED SCHEDULE WITH CIRCUIT ENTRY UPDATED AS SPARE.
2. STUB UP FOR DOOR POSITION SWITCH SHALL REMAIN. ALL DEVICES WILL BE REMOVED.
3. POWER OPEN DOOR.
4. PUSH BUTTON OPERATED DOOR.
5. ACS PANELS TO BE REMOVED ONLY AFTER NEW PANELS ARE UP & OPERATIONAL AND CONNECTED.
6. EXISTING VIC, DOOR BELL, AND DOOR BUZZER OVERRIDE TO REMAIN AND BE CONNECTED TO UPGRADED DEVICES AND EQUIPMENT.



ELECTRICAL DEMO CONCOURSE PARTIAL FLOOR PLAN - PART 60
SCALE: 1/8"=1'-0"

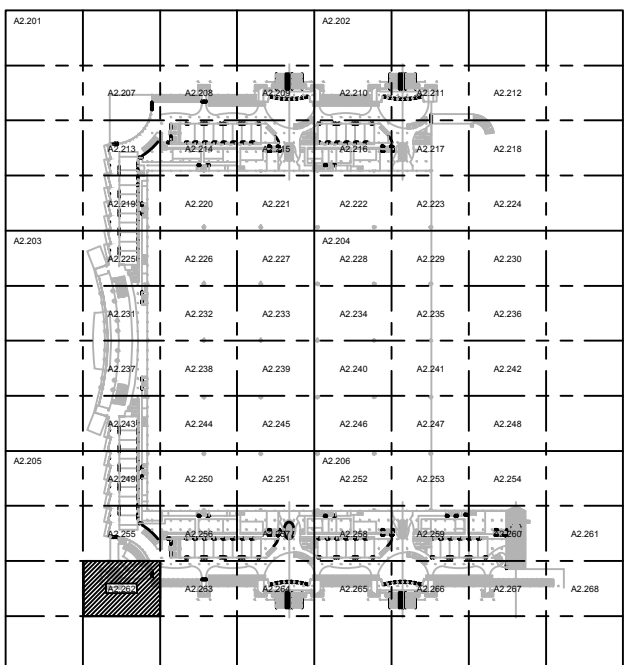
This item has been electronically signed and sealed by the individual named beside, using a dated Digital Signature, per F.A.C. Rule 61G15-23.004. Printed copies of this document are not considered signed and sealed and the signature must be verified on any electronic copies.

SGM ENGINEERING INC.
 MEP CONSULTING ENGINEERS
 935 LAKE BALDWIN LANE
 ORLANDO, FL 32814
 TEL: 407-767-5188
 FAX: 407-767-5772
 WWW.SGMENGINEERING.COM
 COPYRIGHT © 2018 SGM ENGINEERING, INC.

Client Name:

Orange County Convention Center
P. O. Box 691509
Orlando, Florida 32869

KEY PLAN




Issue: 05-10-19 100% CONSTRUCTION DOCUMENTS

No.	Date	Description

Project Name:
OCCC NORTH SOUTH BUILDINGS ACCESS CONTROL UPGRADE

Project Number: 2018-043
 Drawing File Name: 1600-ED2207-2018043.DWG
 Scale: AS SHOWN
 Design By: JR
 Drawn By: JR
 Checked By: JLM
 Engineer of Record:
 JUSTIN L. MUELLEN
 License Number: FL70700



Sheet Name:
ELECTRICAL DEMO CONCOURSE PARTIAL FLOOR PLAN - PART 62
 62

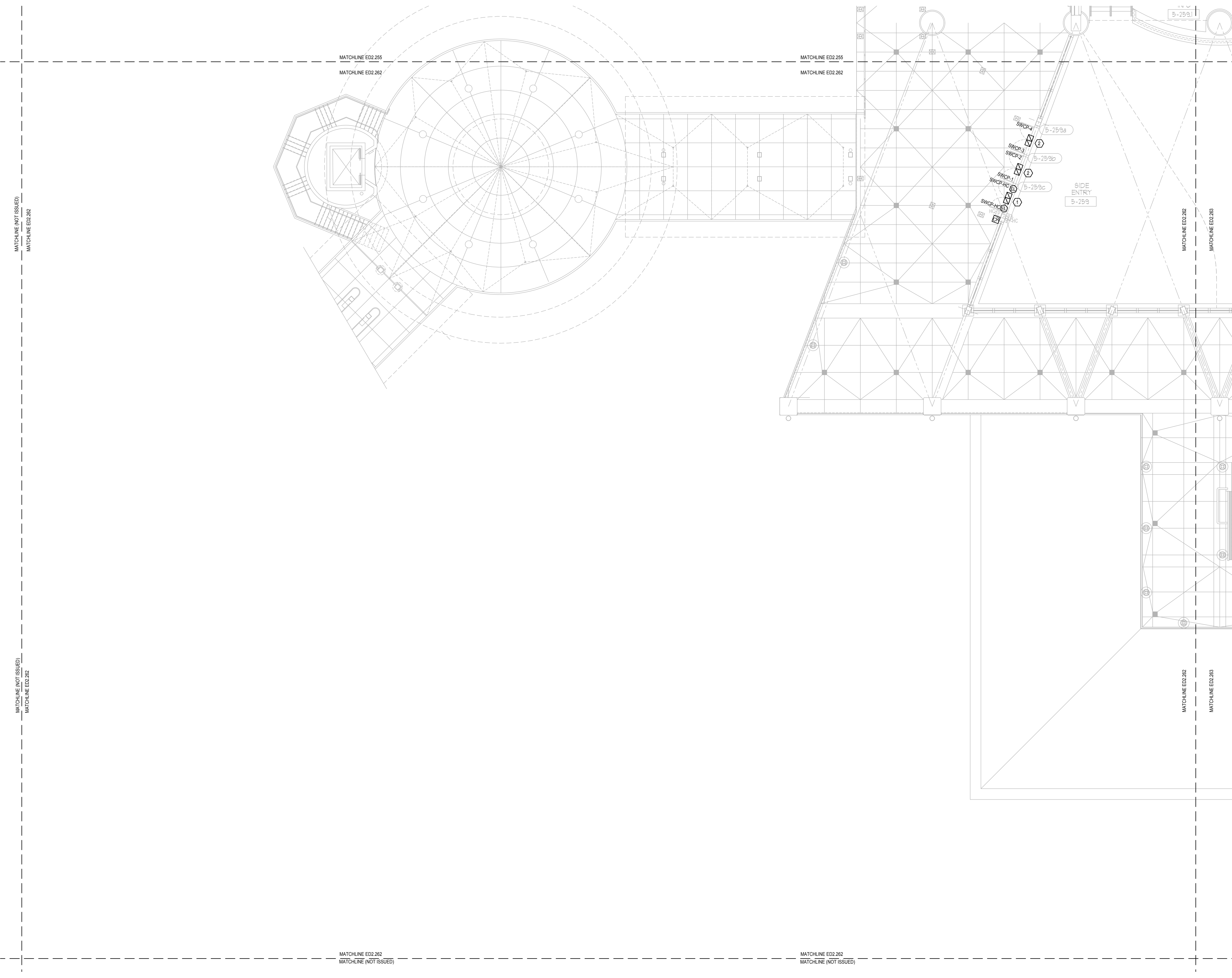
Sheet Number:
ED2.262

GENERAL NOTES:

- 1. REFER TO SYMBOL LEGEND ON SHEET ED 001, BOOK SPECIFICATIONS, RISER DIAGRAMS ON E5 000 SHEETS, AND DETAILS ON E8 000 SHEETS FOR ALL REQUIREMENTS.
- 2. DEVICES ARE SHOWN IN APPROXIMATE LOCATIONS. LOCATE DEVICES WITHOUT INTERFERENCE OF OTHER EXISTING EQUIPMENT. COORDINATE INSTALLATION WITH EXISTING CONDITIONS PRIOR TO ROUGH-IN.
- 3. EXISTING ACCESS CONTROL SYSTEM SHALL REMAIN UP AND OPERATIONAL PER AREA OF CONSTRUCTION. ACCESS CONTROL SYSTEM SHALL BE DECOMMISSIONED AND CUT OVER TO NEW SYSTEM ON A DOOR BY DOOR BASIS.
- 4. ALL CONDUIT, BACK BOXES, CABLING AND ACCESS CONTROL PANELS THAT ARE NOT TO BE REUSED FOR NEW ACCESS CONTROL SYSTEM SHALL BE REMOVED.
- 5. CONTRACTOR SHALL WORK ONLY ON ACCESS CONTROL INFRASTRUCTURE AND ASSOCIATED POWER. CONTRACTOR SHALL NOT DISRUPT ANY OTHER EXISTING SYSTEM. DISRUPTION OF OTHER EXISTING SYSTEMS SHALL BE THE CONTRACTOR'S RESPONSIBILITY TO RESTORE TO WORKING CONDITION.
- 6. ALL ACCESS CONTROL DOORS OPERATED BY THE FIRE ALARM SYSTEM SHALL BE TESTED FOR OPERATION PRIOR TO COMMENCEMENT OF WORK.

PLAN KEY NOTES:

- 1. STUB UP FOR CARD READER, ELECTRIC STRIKE, AND DOOR POSITION SWITCH SHALL REMAIN. ALL DEVICES WILL BE REMOVED. CONDUIT AND WIRING FOR ASSOCIATED POWER SUPPLY TO BE REMOVED BACK TO SOURCE AND SOURCE PANEL TO HAVE NEW, TYPED SCHEDULE WITH CIRCUIT ENTRY UPDATED AS SPARE.
- 2. STUB UP FOR DOOR POSITION SWITCH SHALL REMAIN. ALL DEVICES WILL BE REMOVED.
- 3. POWER OPEN DOOR.
- 4. PUSH BUTTON OPERATED DOOR.
- 5. ACS PANELS TO BE REMOVED ONLY AFTER NEW PANELS ARE UP & OPERATIONAL AND CONNECTED.
- 6. EXISTING VIC, DOOR BELL, AND DOOR BUZZER OVERRIDE TO REMAIN AND BE CONNECTED TO UPGRADED DEVICES AND EQUIPMENT.

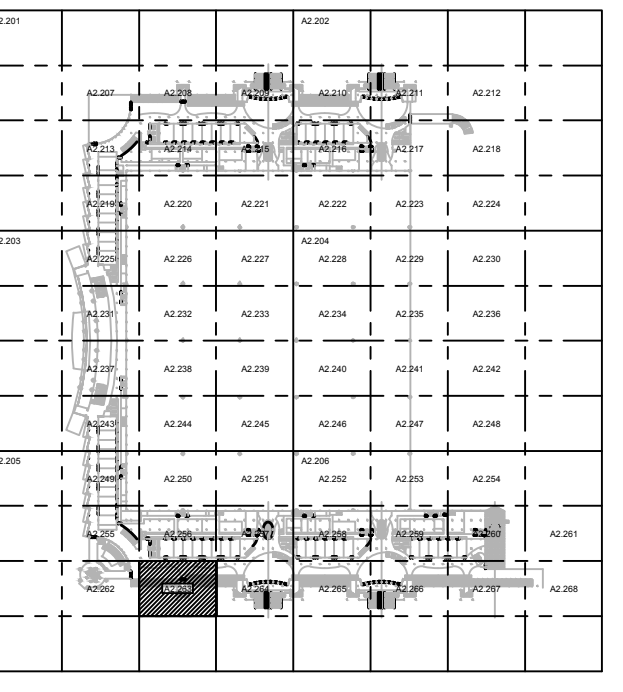


ELECTRICAL DEMO CONCOURSE PARTIAL FLOOR PLAN - PART 62
 SCALE: 1/8"=1'-0"


This item has been electronically signed and sealed by the individual named beside, using a dated Digital Signature, per F.A.C. Rule 61G15-23.004. Printed copies of this document are not considered signed and sealed and the signature must be verified on any electronic copies.

Client Name:

**Orange County Convention Center
P. O. Box 691509
Orlando, Florida
32869**




KEY PLAN

Issue: 05-10-19 100% CONSTRUCTION DOCUMENTS

No.	Date	Description

Project Name:
OCCC NORTH SOUTH BUILDINGS ACCESS CONTROL UPGRADE

Project Number: 2018-043	Drawing File Name: 1600-ED2207-2018043.DWG
Scale: AS SHOWN	Seal:
Design By: JR	
Drawn By: JR	
Checked By: JLM	
Engineer of Record: JUSTIN L. MANDELL	
License Number: FJ20700	

Sheet Name:
ELECTRICAL DEMO CONCOURSE PARTIAL FLOOR PLAN - PART 63

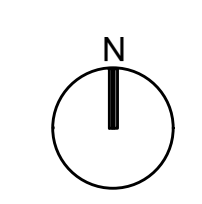
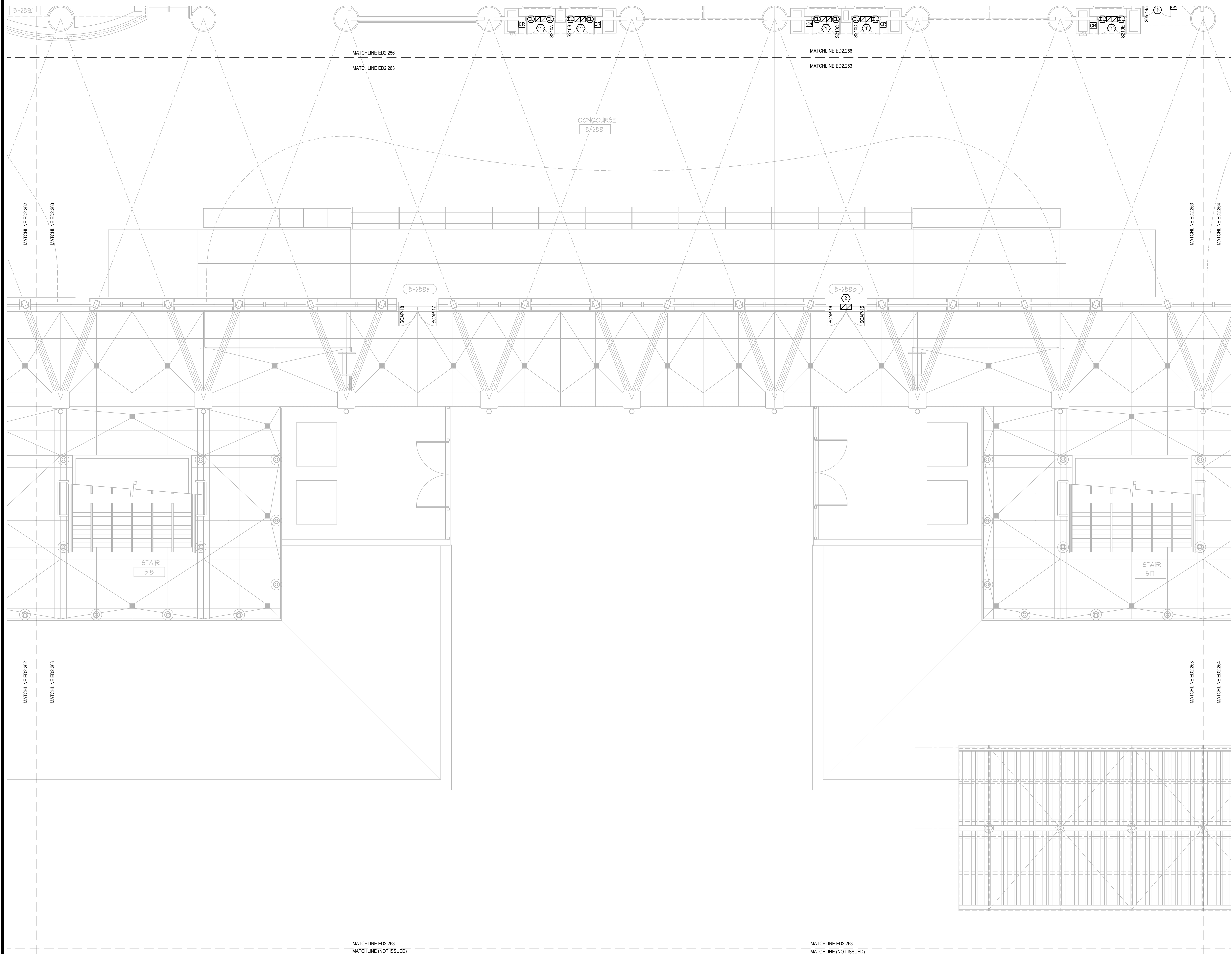
Sheet Number:
ED2.263

GENERAL NOTES:

- REFER TO: SYMBOL LEGEND ON SHEET ED 001, BOOK SPECIFICATIONS, RISER DIAGRAMS ON ED 000 SHEETS, AND DETAILS ON ED 000 SHEETS FOR ALL REQUIREMENTS.
- DEVICES ARE SHOWN IN APPROXIMATE LOCATIONS. LOCATE DEVICES WITHOUT INTERFERENCE OF OTHER EXISTING EQUIPMENT. COORDINATE INSTALLATION WITH EXISTING CONDITIONS PRIOR TO ROUGH-IN.
- EXISTING ACCESS CONTROL SYSTEM SHALL REMAIN UP AND OPERATIONAL PER AREA OF CONSTRUCTION. ACCESS CONTROL SYSTEM SHALL BE DECOMMISSIONED AND CUT OVER TO NEW SYSTEM ON A DOOR BY DOOR BASIS.
- ALL CONDUIT, BACK BOXES, CABLING AND ACCESS CONTROL PANELS THAT ARE NOT TO BE REUSED FOR NEW ACCESS CONTROL SYSTEM SHALL BE REMOVED.
- CONTRACTOR SHALL WORK ONLY ON ACCESS CONTROL INFRASTRUCTURE AND ASSOCIATED POWER. CONTRACTOR SHALL NOT DISRUPT ANY OTHER EXISTING SYSTEM. DISRUPTION OF OTHER EXISTING SYSTEMS SHALL BE THE CONTRACTOR'S RESPONSIBILITY TO RESTORE TO WORKING CONDITION.
- ALL ACCESS CONTROL DOORS OPERATED BY THE FIRE ALARM SYSTEM SHALL BE TESTED FOR OPERATION PRIOR TO COMMENCEMENT OF WORK.

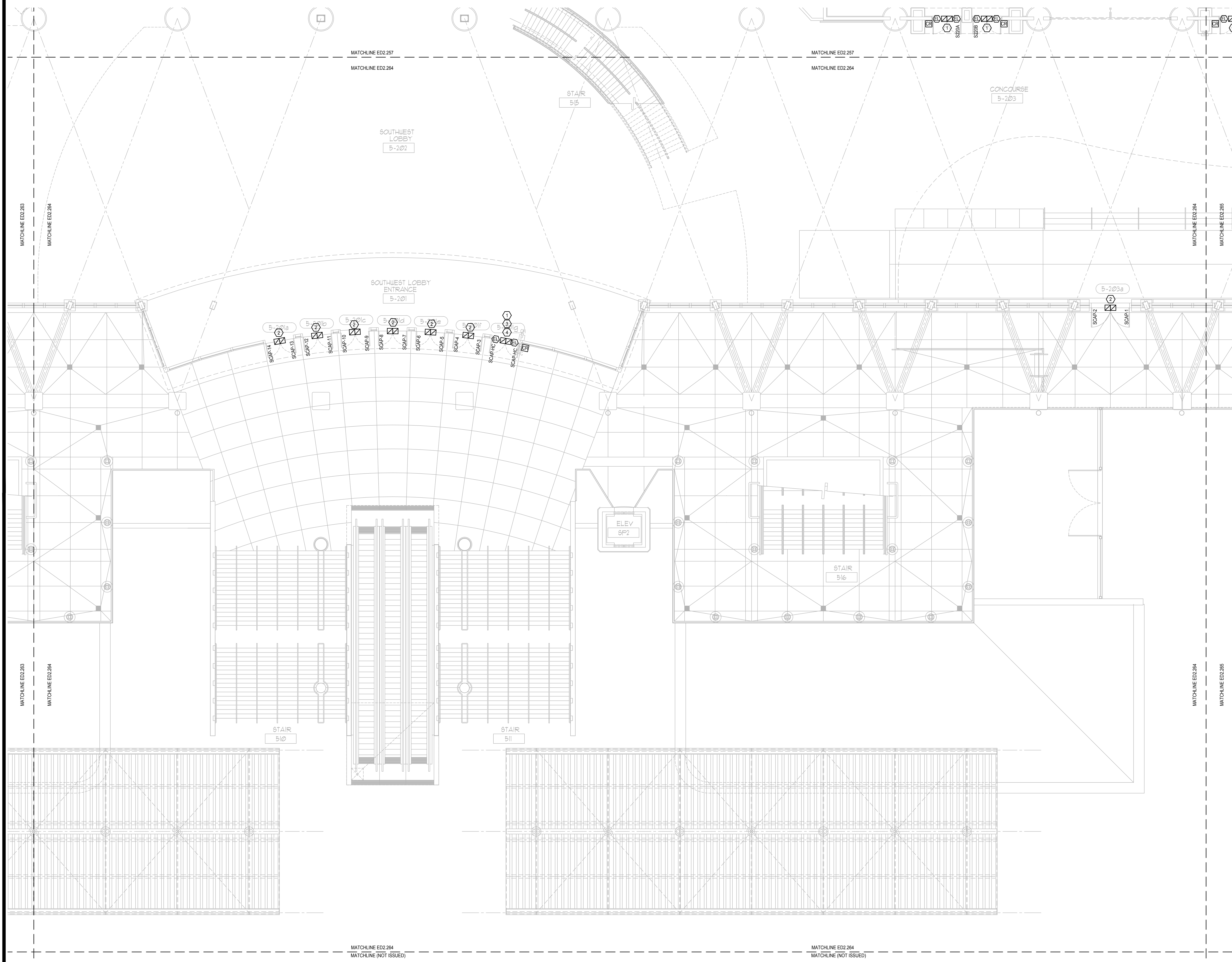
PLAN KEY NOTES:

- STUB UP FOR CARD READER, ELECTRIC STRIKE, AND DOOR POSITION SWITCH SHALL REMAIN. ALL DEVICES WILL BE REMOVED. CONDUIT AND WIRING FOR ASSOCIATED POWER SUPPLY TO BE REMOVED BACK TO SOURCE AND SOURCE PANEL TO HAVE NEW, TYPED SCHEDULE WITH CIRCUIT ENTRY UPDATED AS SPARE.
- STUB UP FOR DOOR POSITION SWITCH SHALL REMAIN. ALL DEVICES WILL BE REMOVED.
- POWER OPEN DOOR.
- PUSH BUTTON OPERATED DOOR.
- ACS PANELS TO BE REMOVED ONLY AFTER NEW PANELS ARE UP & OPERATIONAL AND CONNECTED.
- EXISTING VIC, DOOR BELL, AND DOOR BUZZER OVERRIDE TO REMAIN AND BE CONNECTED TO UPGRADED DEVICES AND EQUIPMENT.



ELECTRICAL DEMO CONCOURSE PARTIAL FLOOR PLAN - PART 63





GENERAL NOTES:

- 1. REFER TO SYMBOL LEGEND ON SHEET E0.001, BOOK SPECIFICATIONS, RISER DIAGRAMS ON E0.000 SHEETS, AND DETAILS ON E0.000 SHEETS FOR ALL REQUIREMENTS.
- 2. DEVICES ARE SHOWN IN APPROXIMATE LOCATIONS. LOCATE DEVICES WITHOUT INTERFERENCE OF OTHER EXISTING EQUIPMENT. COORDINATE INSTALLATION WITH EXISTING CONDITIONS PRIOR TO ROUGH-IN.
- 3. EXISTING ACCESS CONTROL SYSTEM SHALL REMAIN UP AND OPERATIONAL PER AREA OF CONSTRUCTION. ACCESS CONTROL SYSTEM SHALL BE DECOMMISSIONED AND CUT OVER TO NEW SYSTEM ON A DOOR BY DOOR BASIS.
- 4. ALL CONDUIT, BACK BOXES, CABLING AND ACCESS CONTROL PANELS THAT ARE NOT TO BE REUSED FOR NEW ACCESS CONTROL SYSTEM SHALL BE REMOVED.
- 5. CONTRACTOR SHALL WORK ONLY ON ACCESS CONTROL INFRASTRUCTURE AND ASSOCIATED POWER. CONTRACTOR SHALL NOT DISRUPT ANY OTHER EXISTING SYSTEM. DISRUPTION OF OTHER EXISTING SYSTEMS SHALL BE THE CONTRACTOR'S RESPONSIBILITY TO RESTORE TO WORKING CONDITION.
- 6. ALL ACCESS CONTROL DOORS OPERATED BY THE FIRE ALARM SYSTEM SHALL BE TESTED FOR OPERATION PRIOR TO COMMENCEMENT OF WORK.


PLAN KEY NOTES:

1. STUB UP FOR CARD READER, ELECTRIC STRIKE, AND DOOR POSITION SWITCH SHALL REMAIN. ALL DEVICES WILL BE REMOVED. CONDUIT AND WIRING FOR ASSOCIATED POWER SUPPLY TO BE REMOVED BACK TO SOURCE AND SOURCE PANEL TO HAVE NEW, TYPED SCHEDULE WITH CIRCUIT ENTRY UPDATED AS SPARE.
2. STUB UP FOR DOOR POSITION SWITCH SHALL REMAIN. ALL DEVICES WILL BE REMOVED.
3. POWER OPEN DOOR.
4. PUSH BUTTON OPERATED DOOR.
5. ACS PANELS TO BE REMOVED ONLY AFTER NEW PANELS ARE UP & OPERATIONAL AND CONNECTED.
6. EXISTING VIC, DOOR BELL, AND DOOR BUZZER OVERRIDE TO REMAIN AND BE CONNECTED TO UPGRADED DEVICES AND EQUIPMENT.

SGM ENGINEERING INC.
MEP CONSULTING ENGINEERS
935 LAKE BALDWIN LANE
ORLANDO, FL 32814
TEL: 407-767-5188
FAX: 407-767-5772
WWW.SGMENGINEERING.COM
COPYRIGHT © 2018 SGM ENGINEERING, INC.

Client Name:

Orange County Convention Center
P. O. Box 691509
Orlando, Florida
32869




Issue: 05-10-19 100% CONSTRUCTION DOCUMENTS

No.	Date	Description

Project Name:
OCCC NORTH SOUTH BUILDINGS ACCESS CONTROL UPGRADE

Project Number: 2018-043
Drawing File Name: 1600-ED2207-2018043.DWG
Scale: AS SHOWN
Design By: JR
Drawn By: JR
Checked By: JLM
Engineer of Record: JUSTIN L. MANDELL
License Number: FL70700



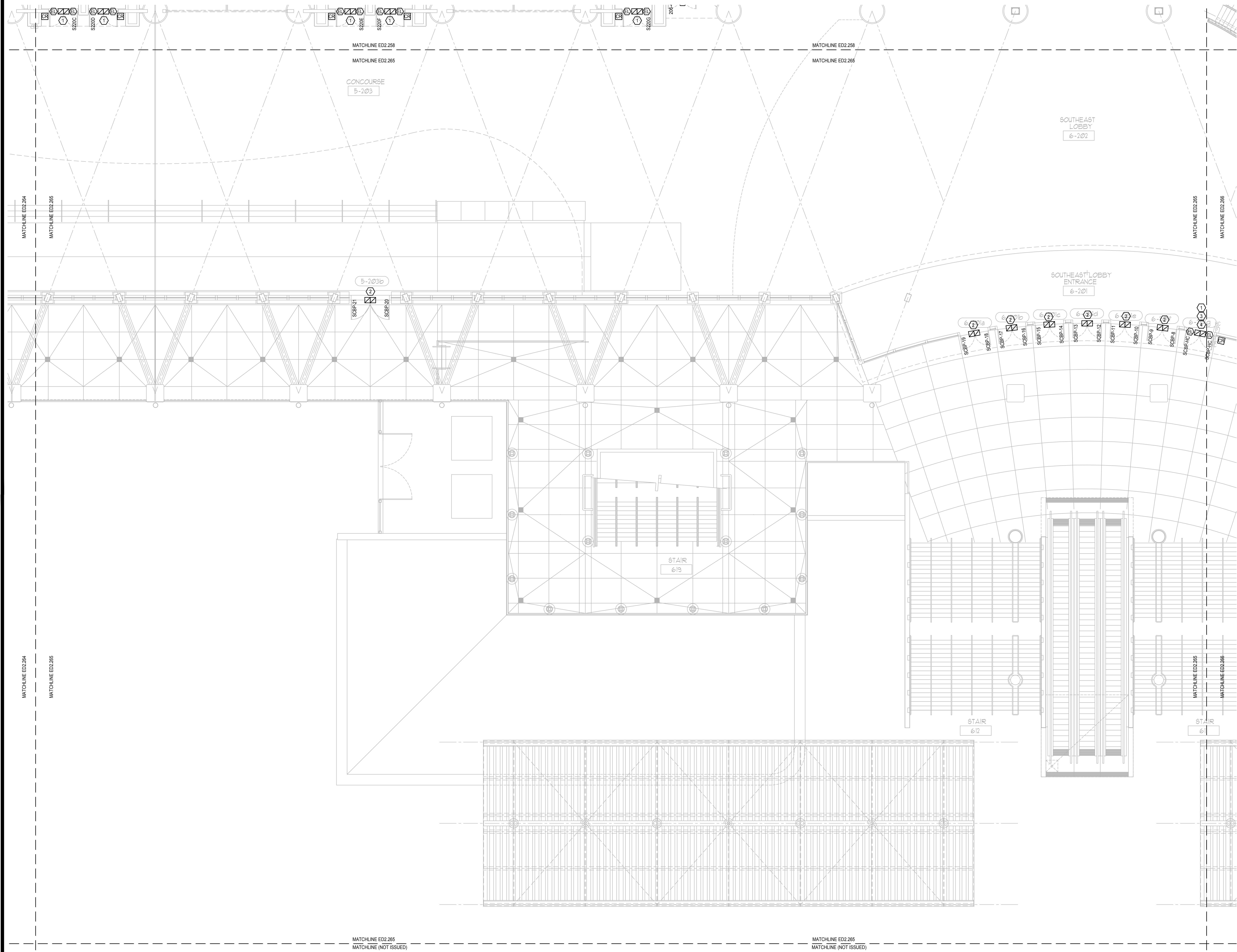
This item has been electronically signed and sealed by the individual named beside, using a dated Digital Signature, per F.A.C. Rule 61G15-23.004. Printed copies of this document are not considered signed and sealed and the signature must be verified on any electronic copies.

Sheet Name:
ELECTRICAL DEMO CONCOURSE PARTIAL FLOOR PLAN - PART 64

Sheet Number:
ED2.264

FILE: Q:\PROJECT FILES\2018\2018-043_OCCC_NS_ACCESS CONTROL UPGRADE_DRAWINGS\1600-ED2207-2018043.DWG
PRINTED: 05/14/2019 LAST SAVED BY: JAMES

ELECTRICAL DEMO CONCOURSE PARTIAL FLOOR PLAN - PART 64
SCALE: 1/8"=1'-0"
N
0 4 8 16



- GENERAL NOTES:**
1. REFER TO SYMBOL LEGEND ON SHEET E01001, BOOK SPECIFICATIONS, RISER DIAGRAMS ON E01000 SHEETS, AND DETAILS ON E03000 SHEETS FOR ALL REQUIREMENTS.
 2. DEVICES ARE SHOWN IN APPROXIMATE LOCATIONS. LOCATE DEVICES WITHOUT INTERFERENCE OF OTHER EXISTING EQUIPMENT. COORDINATE INSTALLATION WITH EXISTING CONDITIONS PRIOR TO ROUGH-IN.
 3. EXISTING ACCESS CONTROL SYSTEM SHALL REMAIN UP AND OPERATIONAL PER AREA OF CONSTRUCTION. ACCESS CONTROL SYSTEM SHALL BE DECOMMISSIONED AND CUT OVER TO NEW SYSTEM ON A DOOR BY DOOR BASIS.
 4. ALL CONDUIT, BACK BOXES, CABLING AND ACCESS CONTROL PANELS THAT ARE NOT TO BE REUSED FOR NEW ACCESS CONTROL SYSTEM SHALL BE REMOVED.
 5. CONTRACTOR SHALL WORK ONLY ON ACCESS CONTROL INFRASTRUCTURE AND ASSOCIATED POWER. CONTRACTOR SHALL NOT DISRUPT ANY OTHER EXISTING SYSTEM. DISRUPTION OF OTHER EXISTING SYSTEMS SHALL BE THE CONTRACTOR'S RESPONSIBILITY TO RESTORE TO WORKING CONDITION.
 6. ALL ACCESS CONTROL DOORS OPERATED BY THE FIRE ALARM SYSTEM SHALL BE TESTED FOR OPERATION PRIOR TO COMMENCEMENT OF WORK.

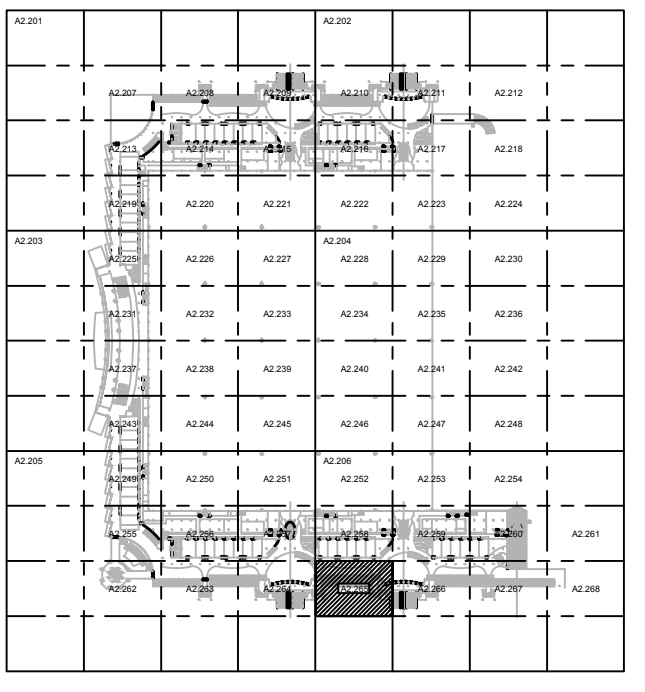
- PLAN KEY NOTES:**
1. STUB UP FOR CARD READER, ELECTRIC STRIKE, AND DOOR POSITION SWITCH SHALL REMAIN. ALL DEVICES WILL BE REMOVED. CONDUIT AND WIRING FOR ASSOCIATED POWER SUPPLY TO BE REMOVED BACK TO SOURCE AND SOURCE PANEL TO HAVE NEW, TYPED SCHEDULE WITH CIRCUIT ENTRY UPDATED AS SPARE.
 2. STUB UP FOR DOOR POSITION SWITCH SHALL REMAIN. ALL DEVICES WILL BE REMOVED.
 3. POWER OPEN DOOR.
 4. PUSH BUTTON OPERATED DOOR.
 5. ACS PANELS TO BE REMOVED ONLY AFTER NEW PANELS ARE UP & OPERATIONAL AND CONNECTED.
 6. EXISTING VIC. DOOR BELL, AND DOOR BUZZER OVERRIDE TO REMAIN AND BE CONNECTED TO UPGRADED DEVICES AND EQUIPMENT.

SGM ENGINEERING INC.
 MEP CONSULTING ENGINEERS
 935 LAKE BALDWIN LANE
 ORLANDO, FL 32814
 TEL: 407-767-5188
 FAX: 407-767-5772
 WWW.SGMENGINEERING.COM
 COPYRIGHT © 2018 SGM ENGINEERING, INC.

Client Name:



Orange County Convention Center
 P. O. Box 691509
 Orlando, Florida 32869




Issue: 05-10-19 100% CONSTRUCTION DOCUMENTS

No.	Date	Description

Project Name:
OCCC NORTH SOUTH BUILDINGS ACCESS CONTROL UPGRADE

Project Number: 2018-043 Drawing File Name: 1600-ED2207-2018043.DWG
 Scale: AS SHOWN Seal: JUSTIN LOWE MUNDSELL
 Design By: JR
 Drawn By: JR
 Checked By: JLM No. 70700
 Engineer of Record: JUSTIN L. MUNDELL
 License Number: FL70700



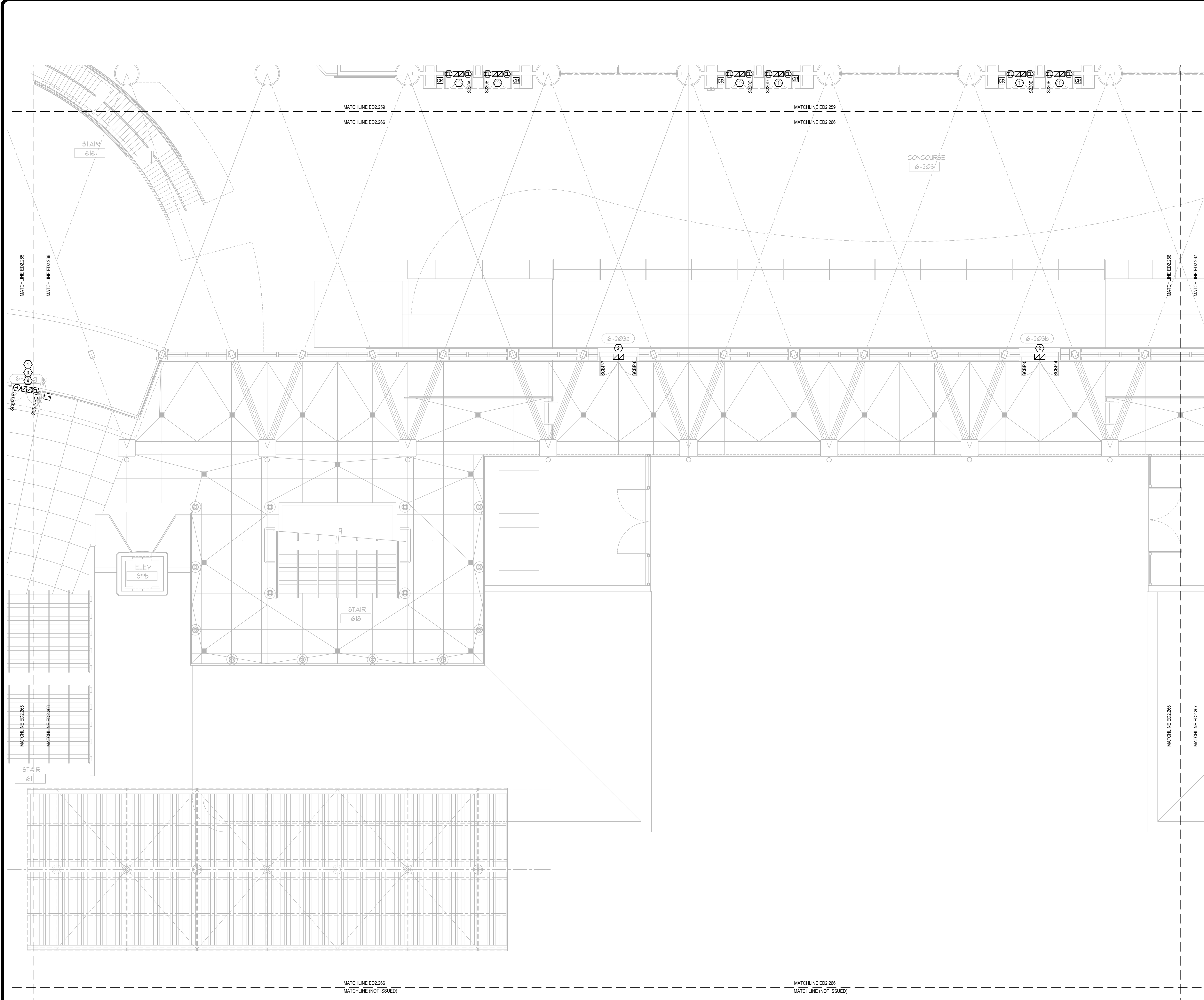
This item has been electronically signed and sealed by the individual named beside, using a dated Digital Signature, per F.A.C. Rule 61G15-23.004. Printed copies of this document are not considered signed and sealed and the signature must be verified on any electronic copies.

Sheet Name:
ELECTRICAL DEMO CONCOURSE PARTIAL FLOOR PLAN - PART 65

Sheet Number:
ED2.265

FILE: Q:\PROJECT FILES\2018\2018-043_OCCC_NS_ACCESS_CONTROL_UPGRADE\DRAWINGS\1600-ED2207-2018043.DWG
 PRINTED: 05/17/2019 LAST SAVED BY: JAMES

ELECTRICAL DEMO CONCOURSE PARTIAL FLOOR PLAN - PART 65
 SCALE: 1/8"=1'-0"
 0 4' 8' 16'



GENERAL NOTES:

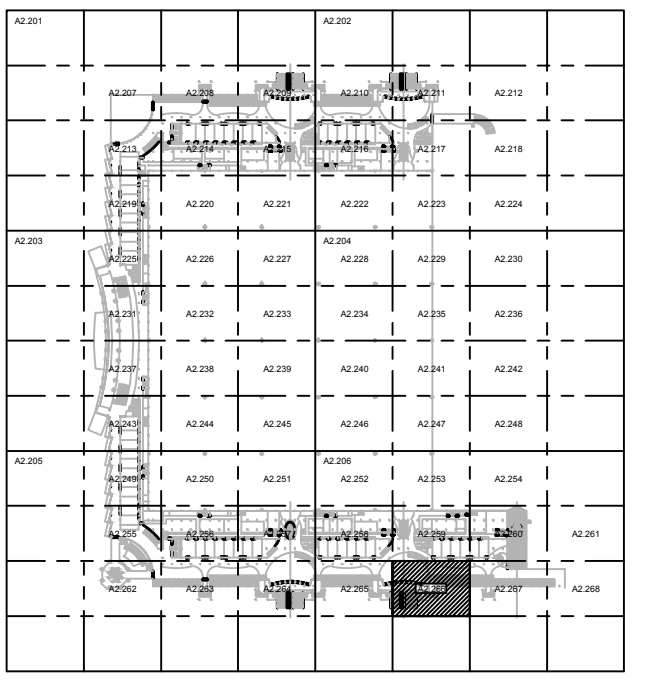
1. REFER TO SYMBOL LEGEND ON SHEET ED 001, BOOK SPECIFICATIONS, RISER DIAGRAMS ON E5 000 SHEETS, AND DETAILS ON E8 000 SHEETS FOR ALL REQUIREMENTS.
2. DEVICES ARE SHOWN IN APPROXIMATE LOCATIONS. LOCATE DEVICES WITHOUT INTERFERENCE OF OTHER EXISTING EQUIPMENT. COORDINATE INSTALLATION WITH EXISTING CONDITIONS PRIOR TO ROUGH-IN.
3. EXISTING ACCESS CONTROL SYSTEM SHALL REMAIN UP AND OPERATIONAL PER AREA OF CONSTRUCTION. ACCESS CONTROL SYSTEM SHALL BE DECOMMISSIONED AND CUT OVER TO NEW SYSTEM ON A DOOR BY DOOR BASIS.
4. ALL CONDUIT, BACK BOXES, CABLING AND ACCESS CONTROL PANELS THAT ARE NOT TO BE REUSED FOR NEW ACCESS CONTROL SYSTEM SHALL BE REMOVED.
5. CONTRACTOR SHALL WORK ONLY ON ACCESS CONTROL INFRASTRUCTURE AND ASSOCIATED POWER. CONTRACTOR SHALL NOT DISRUPT ANY OTHER EXISTING SYSTEM. DISRUPTION OF OTHER EXISTING SYSTEMS SHALL BE THE CONTRACTOR'S RESPONSIBILITY TO RESTORE TO WORKING CONDITION.
6. ALL ACCESS CONTROL DOORS OPERATED BY THE FIRE ALARM SYSTEM SHALL BE TESTED FOR OPERATION PRIOR TO COMMENCEMENT OF WORK.

PLAN KEY NOTES:

1. STUB UP FOR CARD READER, ELECTRIC STRIKE, AND DOOR POSITION SWITCH SHALL REMAIN. ALL DEVICES WILL BE REMOVED. CONDUIT AND WIRING FOR ASSOCIATED POWER SUPPLY TO BE REMOVED BACK TO SOURCE AND SOURCE PANEL TO HAVE NEW, TYPED SCHEDULE WITH CIRCUIT ENTRY UPDATED AS SPARE.
2. STUB UP FOR DOOR POSITION SWITCH SHALL REMAIN. ALL DEVICES WILL BE REMOVED.
3. POWER OPEN DOOR.
4. PUSH BUTTON OPERATED DOOR.
5. ACS PANELS TO BE REMOVED ONLY AFTER NEW PANELS ARE UP & OPERATIONAL AND CONNECTED.
6. EXISTING VIC, DOOR BELL, AND DOOR BUZZER OVERRIDE TO REMAIN AND BE CONNECTED TO UPGRADED DEVICES AND EQUIPMENT.



Client Name:
Orange County Convention Center
P. O. Box 691509
Orlando, Florida 32869



KEY PLAN

Issue: 05-10-19 100% CONSTRUCTION DOCUMENTS

No.	Date	Description

Project Name:
OCCC NORTH SOUTH BUILDINGS ACCESS CONTROL UPGRADE

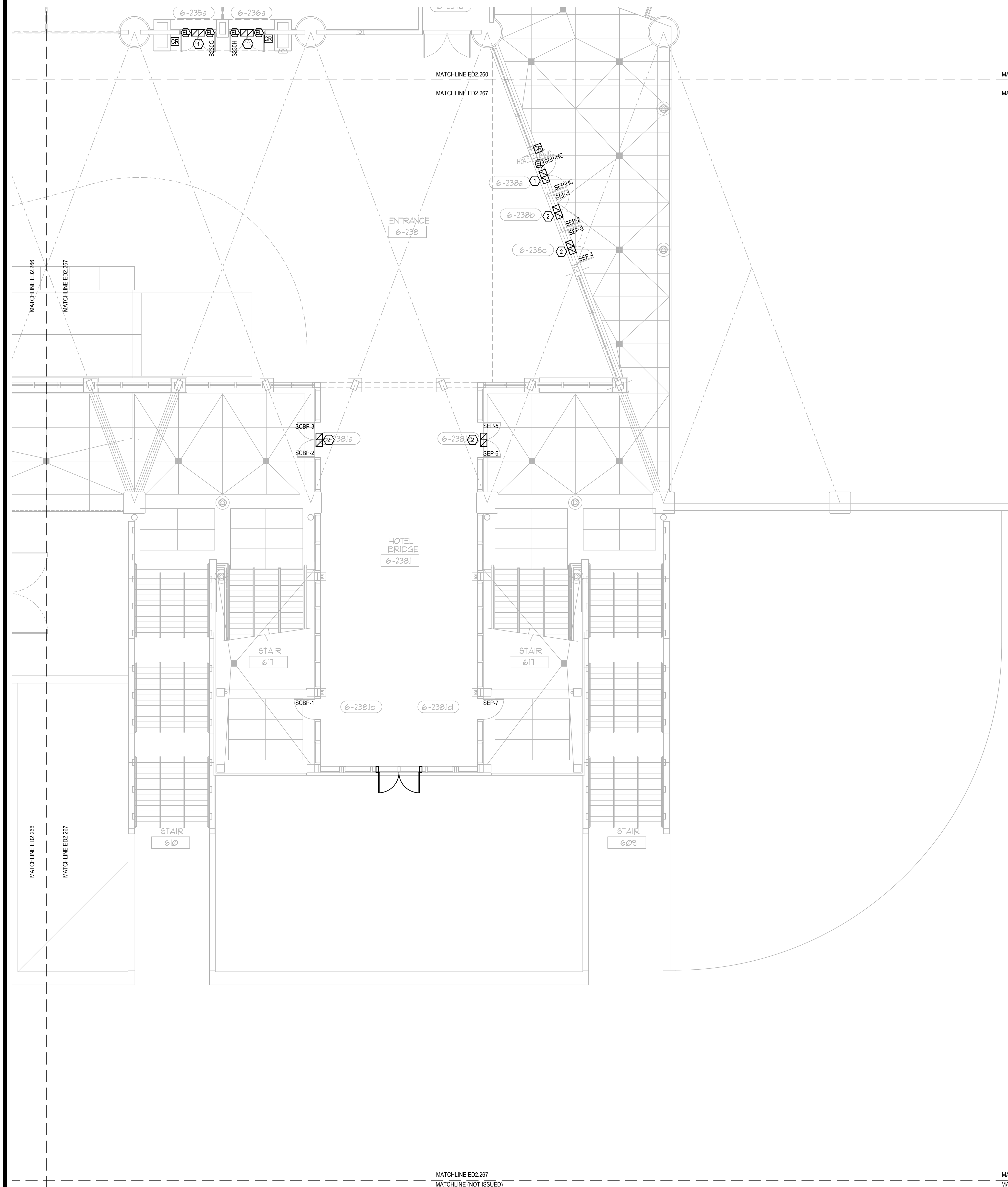
Project Number: 2018-043
 Design By: JR
 Drawn By: JR
 Checked By: JLM
 Engineer of Record: JUSTIN L. MUNDLE
 License Number: FL70700

Drawing File Name: 1600-ED2207-2018043.DWG
 Scale: AS SHOWN
 Seal: JUSTIN L. MUNDLE
 License No. 70700
 STATE OF FLORIDA
 PROFESSIONAL ENGINEER

This item has been electronically signed and sealed by the individual named beside, using a dated Digital Signature, per F.A.C. Rule 61G15-23.004. Printed copies of this document are not considered signed and sealed and the signature must be verified on any electronic copies.

Sheet Name:
ELECTRICAL DEMO CONCOURSE PARTIAL FLOOR PLAN - PART 66

Sheet Number:
ED2.266




GENERAL NOTES:

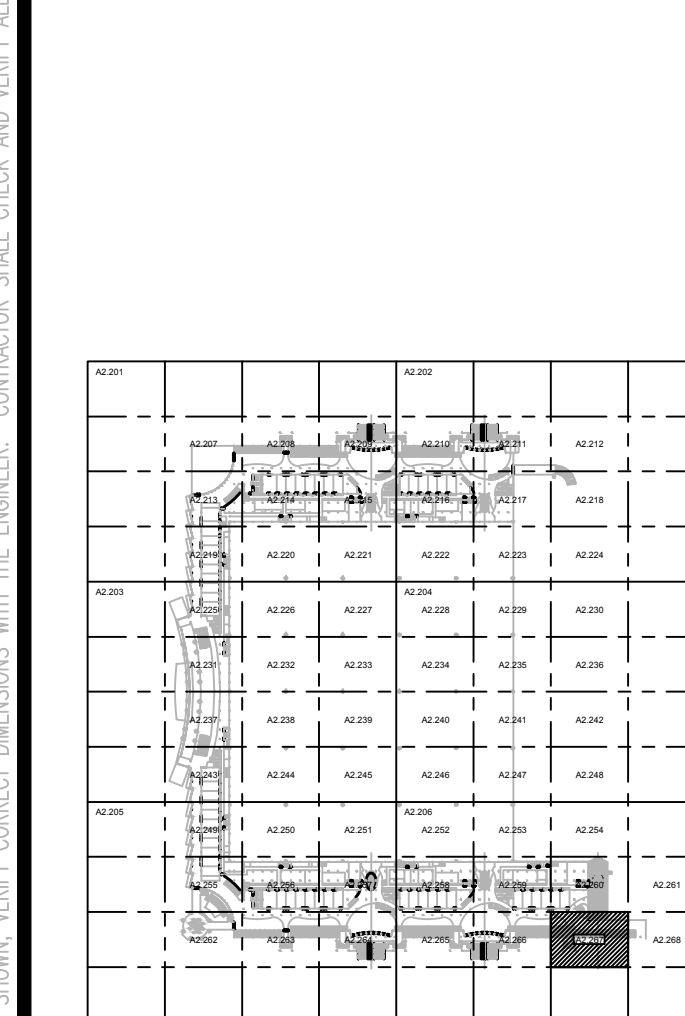
- 1. REFER TO SYMBOL LEGEND ON SHEET ED.001, BOOK SPECIFICATIONS, RISER DIAGRAMS ON E5.000 SHEETS, AND DETAILS ON E8.000 SHEETS FOR ALL REQUIREMENTS.
- 2. DEVICES ARE SHOWN IN APPROXIMATE LOCATIONS. LOCATE DEVICES WITHOUT INTERFERENCE OF OTHER EXISTING EQUIPMENT. COORDINATE INSTALLATION WITH EXISTING CONDITIONS PRIOR TO ROUGH-IN.
- 3. EXISTING ACCESS CONTROL SYSTEM SHALL REMAIN UP AND OPERATIONAL PER AREA OF CONSTRUCTION. ACCESS CONTROL SYSTEM SHALL BE DECOMMISSIONED AND CUT OVER TO NEW SYSTEM ON A DOOR BY DOOR BASIS.
- 4. ALL CONDUIT, BACK BOXES, CABLING AND ACCESS CONTROL PANELS THAT ARE NOT TO BE REUSED FOR NEW ACCESS CONTROL SYSTEM SHALL BE REMOVED.
- 5. CONTRACTOR SHALL WORK ONLY ON ACCESS CONTROL INFRASTRUCTURE AND ASSOCIATED POWER. CONTRACTOR SHALL NOT DISRUPT ANY OTHER EXISTING SYSTEM. DISRUPTION OF OTHER EXISTING SYSTEMS SHALL BE THE CONTRACTOR'S RESPONSIBILITY TO RESTORE TO WORKING CONDITION.
- 6. ALL ACCESS CONTROL DOORS OPERATED BY THE FIRE ALARM SYSTEM SHALL BE TESTED FOR OPERATION PRIOR TO COMMENCEMENT OF WORK.

PLAN KEY NOTES:

- 1. STUB UP FOR CARD READER, ELECTRIC STRIKE, AND DOOR POSITION SWITCH SHALL REMAIN. ALL DEVICES WILL BE REMOVED. CONDUIT AND WIRING FOR ASSOCIATED POWER SUPPLY TO BE REMOVED BACK TO SOURCE AND SOURCE PANEL TO HAVE NEW, TYPED SCHEDULE WITH CIRCUIT ENTRY UPDATED AS SPARE.
- 2. STUB UP FOR DOOR POSITION SWITCH SHALL REMAIN. ALL DEVICES WILL BE REMOVED.
- 3. POWER OPEN DOOR.
- 4. PUSH BUTTON OPERATED DOOR.
- 5. ACS PANELS TO BE REMOVED ONLY AFTER NEW PANELS ARE UP & OPERATIONAL AND CONNECTED.
- 6. EXISTING VIC, DOOR BELL, AND DOOR BUZZER OVERRIDE TO REMAIN AND BE CONNECTED TO UPGRADED DEVICES AND EQUIPMENT.



Client Name:
Orange County Convention Center
P. O. Box 691509
Orlando, Florida
32869



KEY PLAN

Issue: 05-10-19 100% CONSTRUCTION DOCUMENTS

No.	Date	Description

Project Name:
OCCC NORTH SOUTH BUILDINGS ACCESS CONTROL UPGRADE


Project Number: 2018-043	Drawing File Name: 1600-ED2207-2018043.DWG
Scale: AS SHOWN	Seal:
Design By: JR	Engineer of Record: JUSTIN L. MUNDELL
Drawn By: JR	License Number: FL70700
Checked By: JLM	

Sheet Name:
ELECTRICAL DEMO CONCOURSE PARTIAL FLOOR PLAN - PART 67

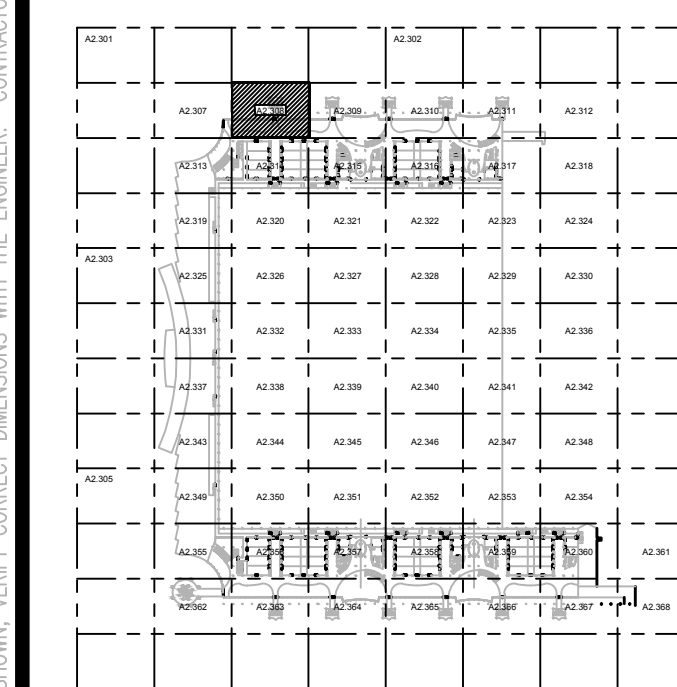
Sheet Number:
ED2.267

This item has been electronically signed and sealed by the individual named beside, using a dated Digital Signature, per F.A.C. Rule 61G15-23.004. Printed copies of this document are not considered signed and sealed and the signature must be verified on any electronic copies.

FILE: Q:\PROJECT FILES\2018\2018-043_OCCC_NS_ACCESS_CONTROL_UPGRADE_DRAWINGS\1600-ED2207-2018043.DWG
PRINTED: 05/14/2019 1:58:58 PM LAST SAVED BY: JIMMIE



Client Name:
**Orange County
Convention Center
P. O. Box 691509
Orlando, Florida
32869**



KEY PLAN

Issue: 05-10-19 100% CONSTRUCTION DOCUMENTS

No.	Date	Description

Project Name:
**OCCC NORTH SOUTH
BUILDINGS
ACCESS CONTROL
UPGRADE**

Project Number: 2018-043
Design By: JR
Drawn By: JR
Checked By: JLM
Engineer of Record:
JUSTIN L. MANDELL
License Number: FL70700

Drawing File Name: 1800-ED2.307-2018043.DWG
Scale: AS SHOWN
Seal:
JUSTIN L. MANDELL
No. 70700
STATE OF FLORIDA
PROFESSIONAL ENGINEER

Sheet Name:
**ELECTRICAL DEMO
MEZZANINE
PARTIAL FLOOR
PLAN - PART 8**

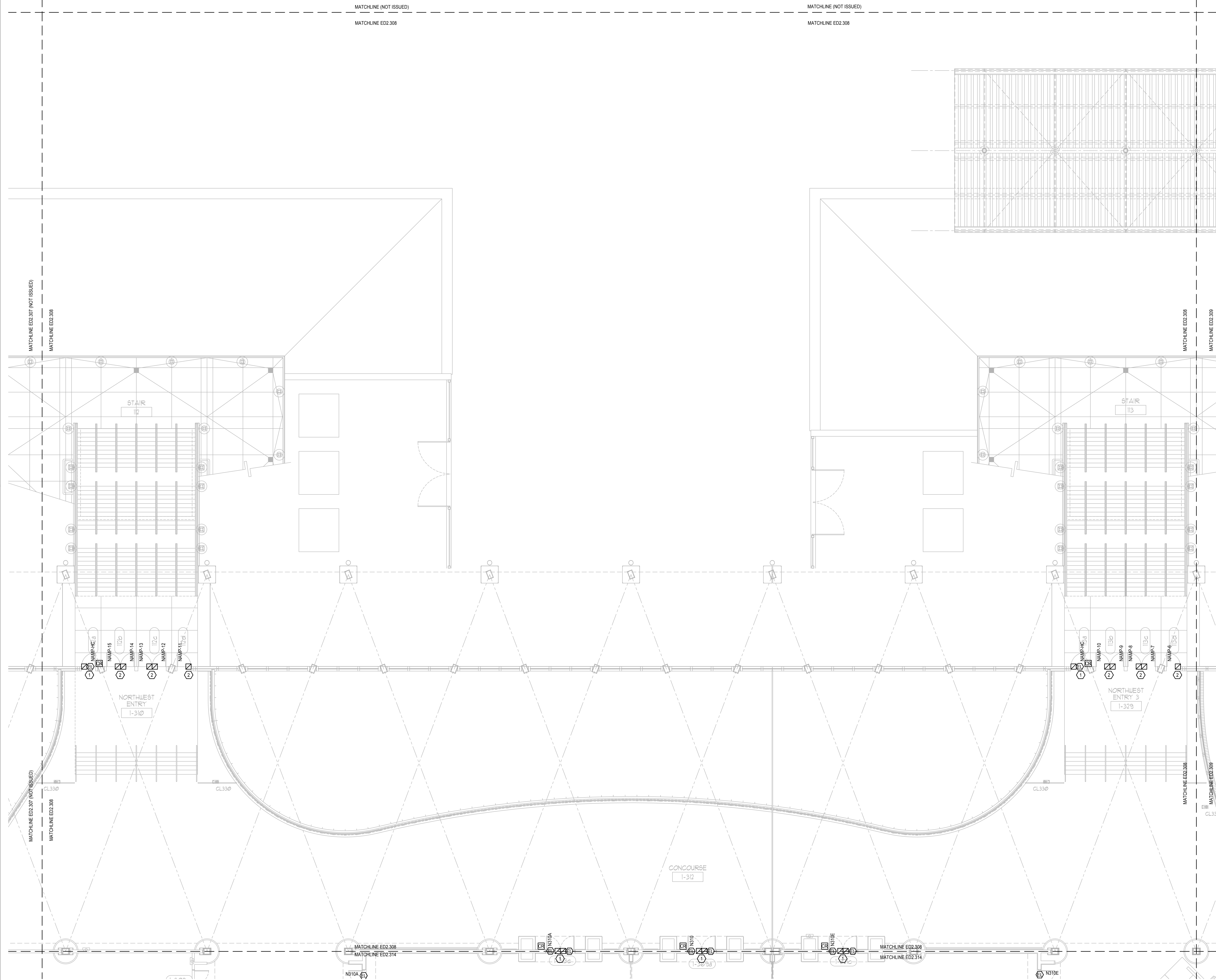
Sheet Number:
ED2.308

GENERAL NOTES:

- REFER TO SYMBOL LEGEND ON SHEET E0.001, BOOK SPECIFICATIONS, RISER DIAGRAMS ON E5.000 SHEETS, AND DETAILS ON E8.000 SHEETS FOR ALL REQUIREMENTS.
- DEVICES ARE SHOWN IN APPROXIMATE LOCATIONS. LOCATE DEVICES WITHOUT INTERFERENCE OF OTHER EXISTING EQUIPMENT. COORDINATE INSTALLATION WITH EXISTING CONDITIONS PRIOR TO ROUGH-IN.
- EXISTING ACCESS CONTROL SYSTEM SHALL REMAIN UP AND OPERATIONAL PER AREA OF CONSTRUCTION. ACCESS CONTROL SYSTEM SHALL BE DECOMMISSIONED AND CUT OVER TO NEW SYSTEM ON A DOOR BY DOOR BASIS.
- ALL CONDUIT BACK BOXES, CABLING AND ACCESS CONTROL PANELS THAT ARE NOT TO BE REUSED FOR NEW ACCESS CONTROL SYSTEM SHALL BE REMOVED.
- CONTRACTOR SHALL WORK ONLY ON ACCESS CONTROL INFRASTRUCTURE AND ASSOCIATED POWER. CONTRACTOR SHALL NOT DISRUPT ANY OTHER EXISTING SYSTEM. DISRUPTION OF OTHER EXISTING SYSTEMS SHALL BE THE CONTRACTOR'S RESPONSIBILITY TO RESTORE TO WORKING CONDITION.
- ALL ACCESS CONTROL DOORS OPERATED BY THE FIRE ALARM SYSTEM SHALL BE TESTED FOR OPERATION PRIOR TO COMMENCEMENT OF WORK.

PLAN KEY NOTES:

- STUB UP FOR CARD READER, ELECTRIC STRIKE (OR ELECTRIC LATCH), AND DOOR POSITION SWITCH SHALL REMAIN. ALL DEVICES WILL BE REMOVED. CONDUIT AND WIRING FOR ASSOCIATED POWER SUPPLY TO BE REMOVED BACK TO SOURCE AND SOURCE PANEL TO HAVE NEW, TYPED SCHEDULE WITH CIRCUIT ENTRY UPDATED AS SPARE.
- STUB UP FOR DOOR POSITION SWITCH SHALL REMAIN. ALL DEVICES WILL BE REMOVED.
- ACS PANELS TO BE REMOVED ONLY AFTER NEW PANELS ARE UP & OPERATIONAL AND CONNECTED.



ELECTRICAL DEMO MEZZANINE PARTIAL FLOOR PLAN - PART 8

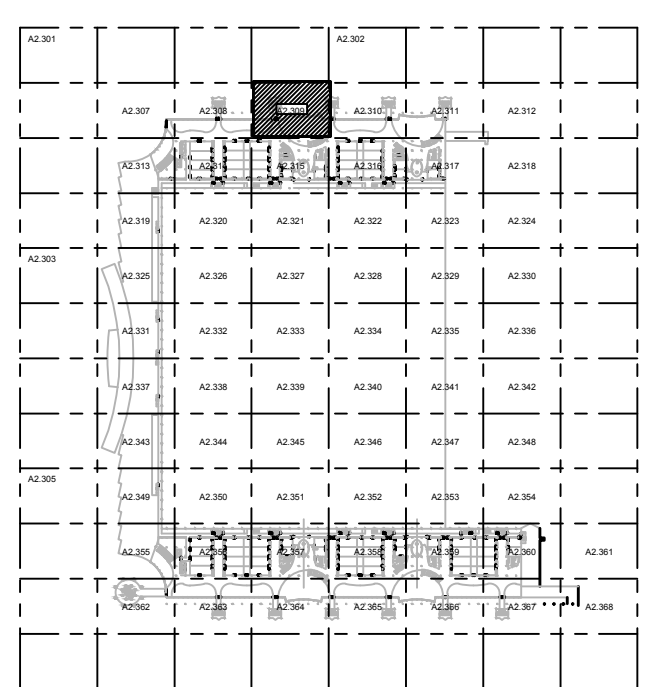
SCALE: 1/8"=1'-0"

FILE: O:\PROJECT FILES\2018\043 OCCC NS ACCESS CONTROL UPGRADE\DRAWINGS\1600-ED2.307-2018043.DWG
PRINTED: 05/14/2019 LAST SAVED BY: AMBERY

Client Name:



Orange County Convention Center
P. O. Box 691509
Orlando, Florida
32869



KEY PLAN

Issue: 05-10-19 100% CONSTRUCTION DOCUMENTS

No.	Date	Description

Project Name:

OCCC NORTH SOUTH BUILDINGS ACCESS CONTROL UPGRADE

Project Number:

2018-043

Drawing File Name:

1600-ED2.307-2018043.DWG

Scale:

AS SHOWN

Design By:

JR

Drawn By:

JR

Checked By:

JLM

Engineer of Record:

JUSTIN L. MUNDELL

License Number:


FL70700

Sheet Name:

ELECTRICAL DEMO MEZZANINE PARTIAL FLOOR PLAN - PART 9

Sheet Number:

ED2.309



GENERAL NOTES:

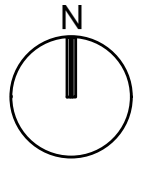
- 1. REFER TO SYMBOL LEGEND ON SHEET ED 001, BOOK SPECIFICATIONS, RISER DIAGRAMS ON E5.000 SHEETS, AND DETAILS ON E8.000 SHEETS FOR ALL REQUIREMENTS.
- 2. DEVICES ARE SHOWN IN APPROXIMATE LOCATIONS. LOCATE DEVICES WITHOUT INTERFERENCE OF OTHER EXISTING EQUIPMENT. COORDINATE INSTALLATION WITH EXISTING CONDITIONS PRIOR TO ROUGH-IN.
- 3. EXISTING ACCESS CONTROL SYSTEM SHALL REMAIN UP AND OPERATIONAL PER AREA OF CONSTRUCTION. ACCESS CONTROL SYSTEM SHALL BE DECOMMISSIONED AND CUT OVER TO NEW SYSTEM ON A DOOR BY DOOR BASIS.
- 4. ALL CONDUIT BACK BOXES, CABLING AND ACCESS CONTROL PANELS THAT ARE NOT TO BE REUSED FOR NEW ACCESS CONTROL SYSTEM SHALL BE REMOVED.
- 5. CONTRACTOR SHALL WORK ONLY ON ACCESS CONTROL INFRASTRUCTURE AND ASSOCIATED POWER. CONTRACTOR SHALL NOT DISRUPT ANY OTHER EXISTING SYSTEM. DISRUPTION OF OTHER EXISTING SYSTEMS SHALL BE THE CONTRACTOR'S RESPONSIBILITY TO RESTORE TO WORKING CONDITION.
- 6. ALL ACCESS CONTROL DOORS OPERATED BY THE FIRE ALARM SYSTEM SHALL BE TESTED FOR OPERATION PRIOR TO COMMENCEMENT OF WORK.

PLAN KEY NOTES:

1. STUB UP FOR CARD READER, ELECTRIC STRIKE (OR ELECTRIC LATCH), AND DOOR POSITION SWITCH SHALL REMAIN. ALL DEVICES WILL BE REMOVED. CONDUIT AND WIRING FOR ASSOCIATED POWER SUPPLY TO BE REMOVED BACK TO SOURCE AND SOURCE PANEL TO HAVE NEW, TYPED SCHEDULE WITH CIRCUIT ENTRY UPDATED AS SPARE.
2. STUB UP FOR DOOR POSITION SWITCH SHALL REMAIN. ALL DEVICES WILL BE REMOVED.
3. ACS PANELS TO BE REMOVED ONLY AFTER NEW PANELS ARE UP & OPERATIONAL AND CONNECTED.

This item has been electronically signed and sealed by the individual named beside, using a dated Digital Signature, per F.A.C. Rule 61G15-23.004. Printed copies of this document are not considered signed and sealed and the signature must be verified on any electronic copies.

ELECTRICAL DEMO MEZZANINE PARTIAL FLOOR PLAN - PART 9
SCALE: 1/8"=1'-0"



FOR PRINT: ALL LINE FROM 0.00 (EXCEPT DIMENSION LINES). FOR PLOT: ALL LINE FROM 0.00 (EXCEPT DIMENSION LINES). ALL DIMENSIONS UNLESS NOTED OTHERWISE. SEE DATA: DIMENSIONS UNLESS NOTED OTHERWISE. USE DATA: DIMENSIONS UNLESS NOTED OTHERWISE. CHECK ALL DIMENSIONS AND CONDITIONS AT JOB SITE. CONSTRUCTION SHALL CHECK AND VERIFY ALL DIMENSIONS AND CONDITIONS AT JOB SITE. COPYRIGHT © 2018 SGM ENGINEERING, INC.

Client Name:



Orange County Convention Center
P. O. Box 691509
Orlando, Florida
32869



KEY PLAN

Issue: 05-10-19 100% CONSTRUCTION DOCUMENTS

No.	Date	Description

Project Name:
OCCC NORTH SOUTH BUILDINGS ACCESS CONTROL UPGRADE

Project Number: 2018-043 Drawing File Name: 1800-ED2.307-2018043.DWG
 Scale: AS SHOWN Seal:

Design By: JR
 Drawn By: JR
 Checked By: JLM
 Engineer of Record: JUSTIN L. MUNNELL
 License Number: FL70700

Sheet Name:
ELECTRICAL DEMO MEZZANINE PARTIAL FLOOR PLAN - PART 10


Sheet Number:
ED2.310

GENERAL NOTES:

- 1. REFER TO SYMBOL LEGEND ON SHEET E0.001, BOOK SPECIFICATIONS, RISER DIAGRAMS ON E5.000 SHEETS, AND DETAILS ON E8.000 SHEETS FOR ALL REQUIREMENTS.
- 2. DEVICES ARE SHOWN IN APPROXIMATE LOCATIONS. LOCATE DEVICES WITHOUT INTERFERENCE OF OTHER EXISTING EQUIPMENT. COORDINATE INSTALLATION WITH EXISTING CONDITIONS PRIOR TO ROUGH-IN.
- 3. EXISTING ACCESS CONTROL SYSTEM SHALL REMAIN UP AND OPERATIONAL PER AREA OF CONSTRUCTION. ACCESS CONTROL SYSTEM SHALL BE DECOMMISSIONED AND CUT OVER TO NEW SYSTEM ON A DOOR BY DOOR BASIS.
- 4. ALL CONDUIT BACK BOXES, CABLING AND ACCESS CONTROL PANELS THAT ARE NOT TO BE REUSED FOR NEW ACCESS CONTROL SYSTEM SHALL BE REMOVED.
- 5. CONTRACTOR SHALL WORK ONLY ON ACCESS CONTROL INFRASTRUCTURE AND ASSOCIATED POWER. CONTRACTOR SHALL NOT DISRUPT ANY OTHER EXISTING SYSTEM. DISRUPTION OF OTHER EXISTING SYSTEMS SHALL BE THE CONTRACTOR'S RESPONSIBILITY TO RESTORE TO WORKING CONDITION.
- 6. ALL ACCESS CONTROL DOORS OPERATED BY THE FIRE ALARM SYSTEM SHALL BE TESTED FOR OPERATION PRIOR TO COMMENCEMENT OF WORK.

PLAN KEY NOTES:

- 1. STUB UP FOR CARD READER, ELECTRIC STRIKE (OR ELECTRIC LATCH), AND DOOR POSITION SWITCH SHALL REMAIN. ALL DEVICES WILL BE REMOVED. CONDUIT AND WIRING FOR ASSOCIATED POWER SUPPLY TO BE REMOVED BACK TO SOURCE AND SOURCE PANEL TO HAVE NEW, TYPED SCHEDULE WITH CIRCUIT ENTRY UPDATED AS SPARE.
- 2. STUB UP FOR DOOR POSITION SWITCH SHALL REMAIN. ALL DEVICES WILL BE REMOVED.
- 3. ACS PANELS TO BE REMOVED ONLY AFTER NEW PANELS ARE UP & OPERATIONAL AND CONNECTED.

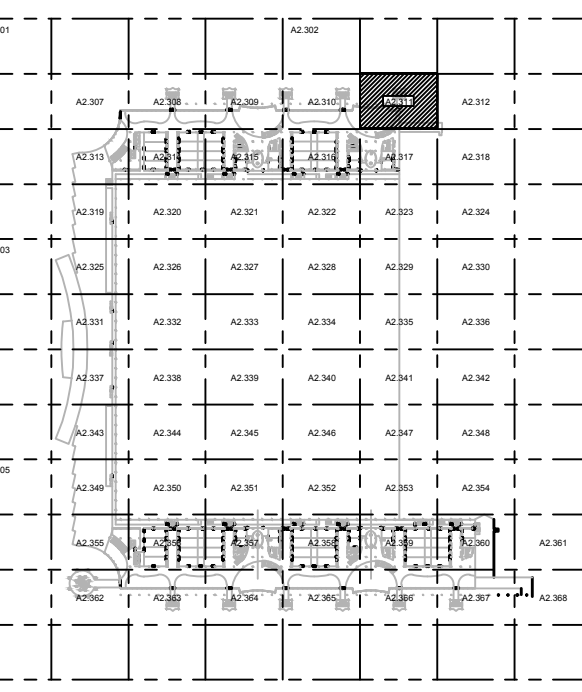


ELECTRICAL DEMO MEZZANINE PARTIAL FLOOR PLAN - PART 10
SCALE: 1/8"=1'-0"

This item has been electronically signed and sealed by the individual named beside, using a dated Digital Signature, per F.A.C. Rule 61G15-23.004. Printed copies of this document are not considered signed and sealed and the signature must be verified on any electronic copies.

GENERAL NOTES:

1. REFER TO SYMBOL LEGEND ON SHEET ED 001, BOOK SPECIFICATIONS, RISER DIAGRAMS ON E5.000 SHEETS, AND DETAILS ON E8.000 SHEETS FOR ALL REQUIREMENTS.
2. DEVICES ARE SHOWN IN APPROXIMATE LOCATIONS. LOCATE DEVICES WITHOUT INTERFERENCE OF OTHER EXISTING EQUIPMENT. COORDINATE INSTALLATION WITH EXISTING CONDITIONS PRIOR TO ROUGH-IN.
3. EXISTING ACCESS CONTROL SYSTEM SHALL REMAIN UP AND OPERATIONAL PER AREA OF CONSTRUCTION. ACCESS CONTROL SYSTEM SHALL BE DECOMMISSIONED AND CUT OVER TO NEW SYSTEM ON A DOOR BY DOOR BASIS.
4. ALL CONDUIT BACK BOXES, CABLING AND ACCESS CONTROL PANELS THAT ARE NOT TO BE REUSED FOR NEW ACCESS CONTROL SYSTEM SHALL BE REMOVED.
5. CONTRACTOR SHALL WORK ONLY ON ACCESS CONTROL INFRASTRUCTURE AND ASSOCIATED POWER. CONTRACTOR SHALL NOT DISRUPT ANY OTHER EXISTING SYSTEM. DISRUPTION OF OTHER EXISTING SYSTEMS SHALL BE THE CONTRACTOR'S RESPONSIBILITY TO RESTORE TO WORKING CONDITION.
6. ALL ACCESS CONTROL DOORS OPERATED BY THE FIRE ALARM SYSTEM SHALL BE TESTED FOR OPERATION PRIOR TO COMMENCEMENT OF WORK.



PLAN KEY NOTES:

1. STUB UP FOR CARD READER, ELECTRIC STRIKE (OR ELECTRIC LATCH), AND DOOR POSITION SWITCH SHALL REMAIN. ALL DEVICES WILL BE REMOVED. CONDUIT AND WIRING FOR ASSOCIATED POWER SUPPLY TO BE REMOVED BACK TO SOURCE AND SOURCE PANEL TO HAVE NEW, TYPED SCHEDULE WITH CIRCUIT ENTRY UPDATED AS SPARE.
2. STUB UP FOR DOOR POSITION SWITCH SHALL REMAIN. ALL DEVICES WILL BE REMOVED.
3. ACS PANELS TO BE REMOVED ONLY AFTER NEW PANELS ARE UP & OPERATIONAL AND CONNECTED.

Issue: 05-10-19 100% CONSTRUCTION DOCUMENTS

No.	Date	Description

Project Name:
OCCC NORTH SOUTH BUILDINGS ACCESS CONTROL UPGRADE

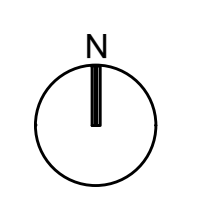
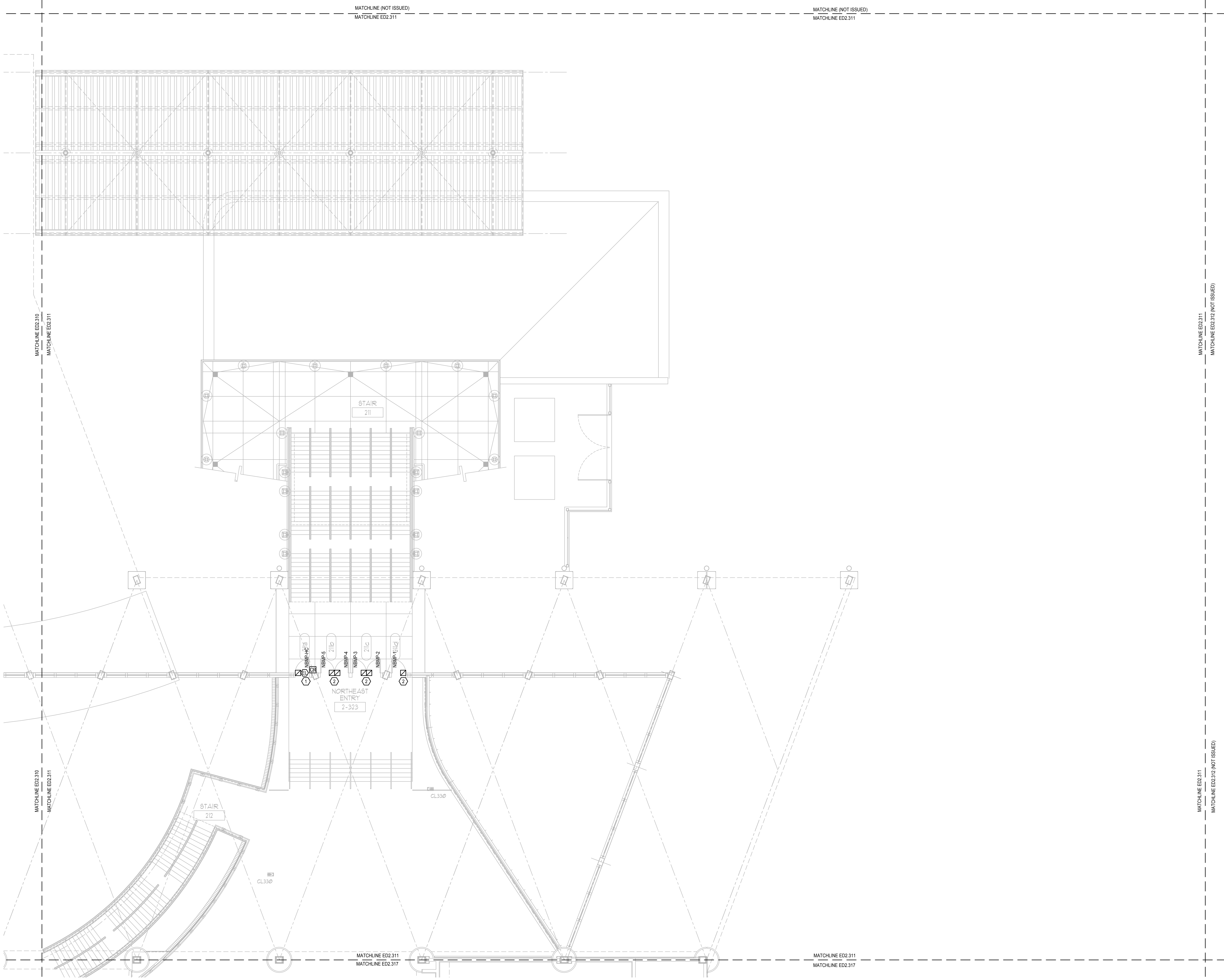
Project Number: 2018-043
AS SHOWN
Design By: JR
Drawn By: JR
Checked By: JLM
Engineer of Record:
JUSTIN L. MANDELL
License Number: FL70700

Drawing File Name: 1600-ED2.307-2018043.DWG
Seal: JUSTIN L. MANDELL
Professional Engineer
STATE OF FLORIDA
License No. 70700

This item has been electronically signed and sealed by the individual named beside, using a dated Digital Signature, per F.A.C. Rule 61G15-23.004. Printed copies of this document are not considered signed and sealed and the signature must be verified on any electronic copies.

Sheet Name:
ELECTRICAL DEMO MEZZANINE PARTIAL FLOOR PLAN - PART 11

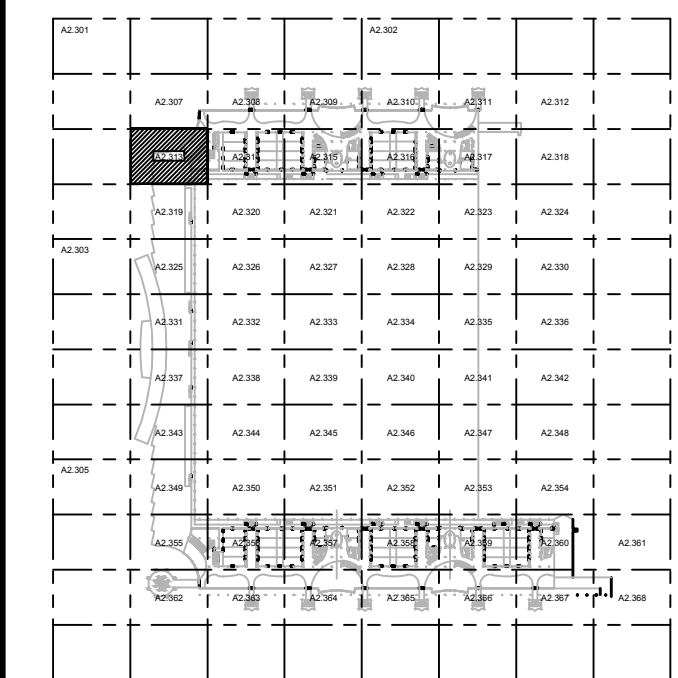
Sheet Number:
ED2.311



ELECTRICAL DEMO MEZZANINE PARTIAL FLOOR PLAN - PART 11

SCALE: 1/8"=1'-0"

FILE: G:\PROJECT FILES\2018\18-043_OCCC_NS_ACCESS_CONTROL_UPGRADE_DRAWINGS\1600-ED2.307-2018043.DWG
PRINTED: 05/14/2019 LAST SAVED BY: AMBER



KEY PLAN

Issue: 05-10-19 100% CONSTRUCTION DOCUMENTS

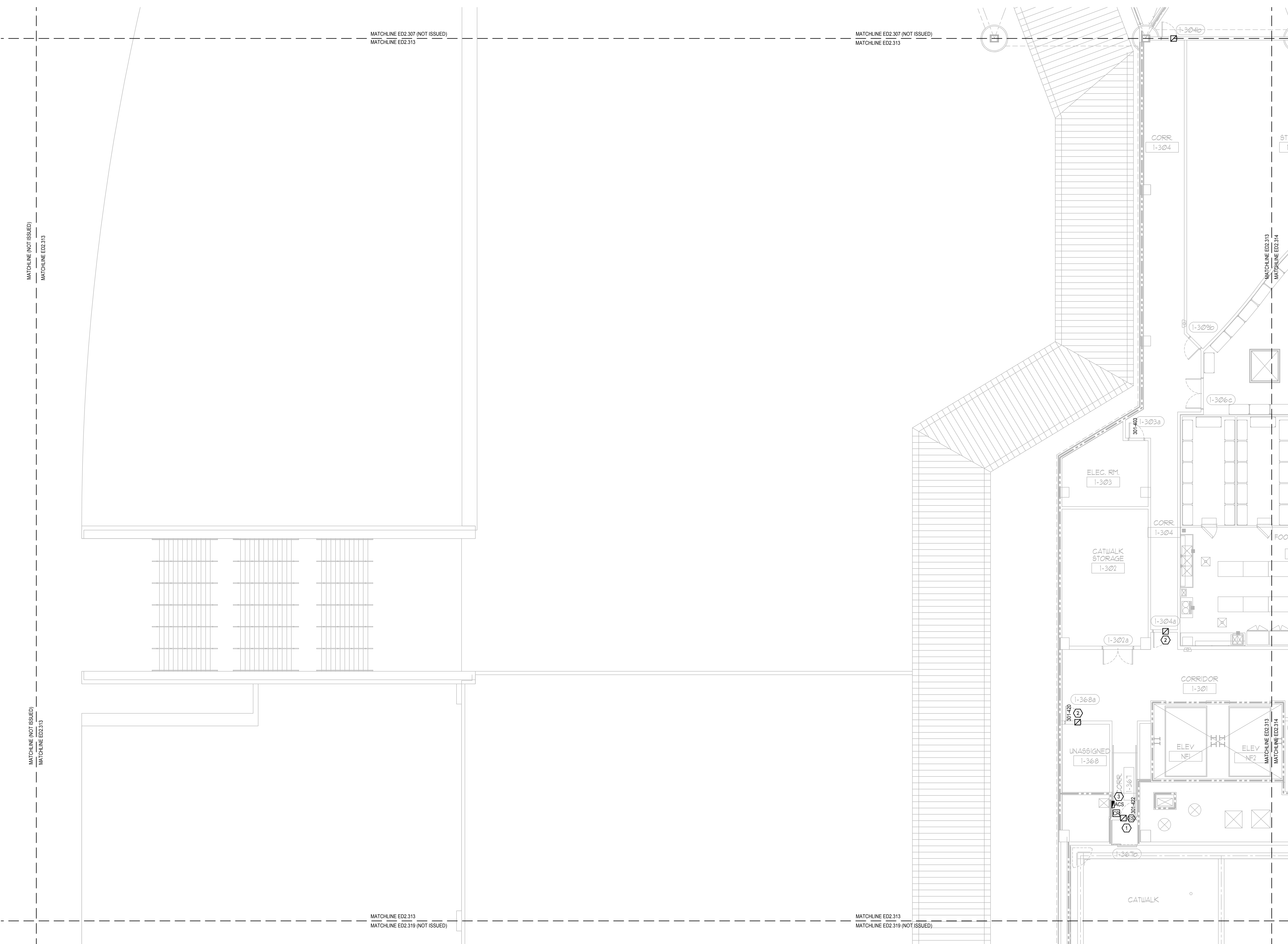
No.	Date	Description

GENERAL NOTES:

- 1. REFER TO SYMBOL LEGEND ON SHEET E0.001, BOOK SPECIFICATIONS, RISER DIAGRAMS ON E5.000 SHEETS, AND DETAILS ON E8.000 SHEETS FOR ALL REQUIREMENTS.
- 2. DEVICES ARE SHOWN IN APPROXIMATE LOCATIONS. LOCATE DEVICES WITHOUT INTERFERENCE OF OTHER EXISTING EQUIPMENT. COORDINATE INSTALLATION WITH EXISTING CONDITIONS PRIOR TO ROUGH-IN.
- 3. EXISTING ACCESS CONTROL SYSTEM SHALL REMAIN UP AND OPERATIONAL PER AREA OF CONSTRUCTION. ACCESS CONTROL SYSTEM SHALL BE DECOMMISSIONED AND CUT OVER TO NEW SYSTEM ON A DOOR BY DOOR BASIS.
- 4. ALL CONDUIT BACK BOXES, CABLING AND ACCESS CONTROL PANELS THAT ARE NOT TO BE REUSED FOR NEW ACCESS CONTROL SYSTEM SHALL BE REMOVED.
- 5. CONTRACTOR SHALL WORK ONLY ON ACCESS CONTROL INFRASTRUCTURE AND ASSOCIATED POWER. CONTRACTOR SHALL NOT DISRUPT ANY OTHER EXISTING SYSTEM. DISRUPTION OF OTHER EXISTING SYSTEMS SHALL BE THE CONTRACTOR'S RESPONSIBILITY TO RESTORE TO WORKING CONDITION.
- 6. ALL ACCESS CONTROL DOORS OPERATED BY THE FIRE ALARM SYSTEM SHALL BE TESTED FOR OPERATION PRIOR TO COMMENCEMENT OF WORK.

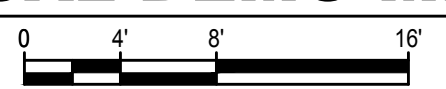
PLAN KEY NOTES:

- 1. STUB UP FOR CARD READER, ELECTRIC STRIKE (OR ELECTRIC LATCH), AND DOOR POSITION SWITCH SHALL REMAIN. ALL DEVICES WILL BE REMOVED. CONDUIT AND WIRING FOR ASSOCIATED POWER SUPPLY TO BE REMOVED BACK TO SOURCE AND SOURCE PANEL TO HAVE NEW, TYPED SCHEDULE WITH CIRCUIT ENTRY UPDATED AS SPARE.
- 2. STUB UP FOR DOOR POSITION SWITCH SHALL REMAIN. ALL DEVICES WILL BE REMOVED.
- 3. ACS PANELS TO BE REMOVED ONLY AFTER NEW PANELS ARE UP & OPERATIONAL AND CONNECTED.




This item has been electronically signed and sealed by the individual named beside, using a dated Digital Signature, per F.A.C. Rule 61G15-23.004. Printed copies of this document are not considered signed and sealed and the signature must be verified on any electronic copies.


ELECTRICAL DEMO MEZZANINE PARTIAL FLOOR PLAN - PART 13
 SCALE: 1/8"=1'-0"



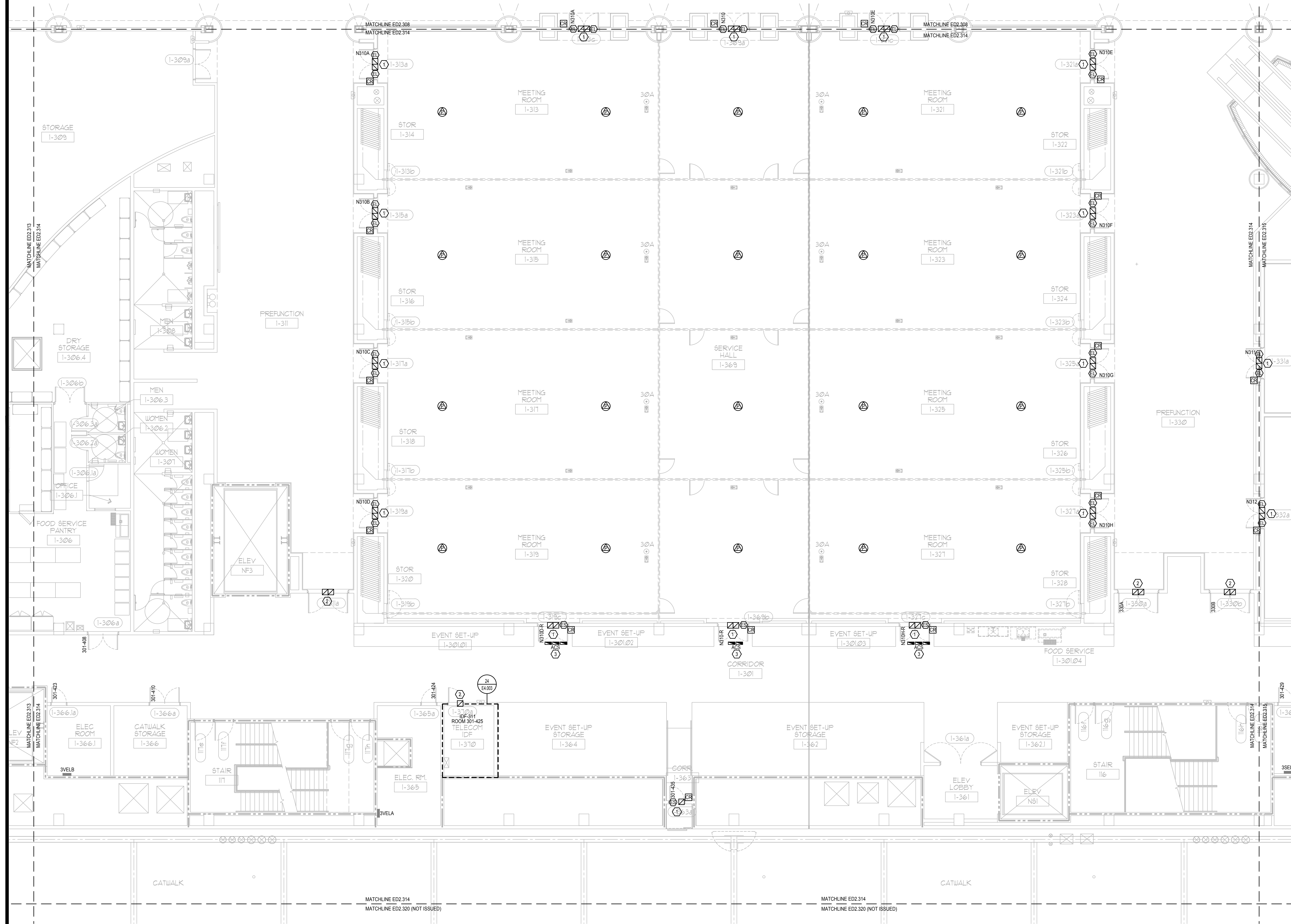
Project Name:
OCCC NORTH SOUTH BUILDINGS ACCESS CONTROL UPGRADE

Project Number: 2018-043	Drawing File Name: 1600-ED2307-2018043.DWG
Scale: AS SHOWN	Seal:
Design By: JR	
Drawn By: JR	
Checked By: JLM	Engineer of Record: JUSTIN L. MANDELL
License Number: FL70700	

Sheet Name:
ELECTRICAL DEMO MEZZANINE PARTIAL FLOOR PLAN - PART 13

Sheet Number:
ED2.313

FILE: G:\PROJECT FILES\2018\2018-043_OCCC_NS_ACCESS CONTROL UPGRADE DRAWINGS\1600-ED2.307-2018043.DWG
PRINTED: 05/14/2019



N
ELECTRICAL DEMO MEZZANINE PARTIAL FLOOR PLAN - PART 14
SCALE: 1/8"=1'-0"

GENERAL NOTES:

- REFER TO SYMBOL LEGEND ON SHEET ED001, BOOK SPECIFICATIONS, RISER DIAGRAMS ON E5.000 SHEETS, AND DETAILS ON E8.000 SHEETS FOR ALL REQUIREMENTS.
- DEVICES ARE SHOWN IN APPROXIMATE LOCATIONS. LOCATE DEVICES WITHOUT INTERFERENCE OF OTHER EXISTING EQUIPMENT. COORDINATE INSTALLATION WITH EXISTING CONDITIONS PRIOR TO ROUGH-IN.
- EXISTING ACCESS CONTROL SYSTEM SHALL REMAIN UP AND OPERATIONAL PER AREA OF CONSTRUCTION. ACCESS CONTROL SYSTEM SHALL BE DECOMMISSIONED AND CUT OVER TO NEW SYSTEM ON A DOOR BY DOOR BASIS.
- ALL CONDUIT BACK BOXES, CABLING, AND ACCESS CONTROL PANELS THAT ARE NOT TO BE REUSED FOR NEW ACCESS CONTROL SYSTEM SHALL BE REMOVED.
- CONTRACTOR SHALL WORK ONLY ON ACCESS CONTROL INFRASTRUCTURE AND ASSOCIATED POWER. CONTRACTOR SHALL NOT DISRUPT ANY OTHER EXISTING SYSTEM. DISRUPTION OF OTHER EXISTING SYSTEMS SHALL BE THE CONTRACTOR'S RESPONSIBILITY TO RESTORE TO WORKING CONDITION.
- ALL ACCESS CONTROL DOORS OPERATED BY THE FIRE ALARM SYSTEM SHALL BE TESTED FOR OPERATION PRIOR TO COMMENCEMENT OF WORK.

PLAN KEY NOTES:

- STUB UP FOR CARD READER, ELECTRIC STRIKE (OR ELECTRIC LATCH), AND DOOR POSITION SWITCH SHALL REMAIN. ALL DEVICES WILL BE REMOVED. CONDUIT AND WIRING FOR ASSOCIATED POWER SUPPLY TO BE REMOVED BACK TO SOURCE AND SOURCE PANEL TO HAVE NEW, TYPED SCHEDULE WITH CIRCUIT ENTRY UPDATED AS SPARE.
- STUB UP FOR DOOR POSITION SWITCH SHALL REMAIN. ALL DEVICES WILL BE REMOVED.
- ACS PANELS TO BE REMOVED ONLY AFTER NEW PANELS ARE UP & OPERATIONAL AND CONNECTED.

SGM ENGINEERING
MEP CONSULTING ENGINEERS
CA#00000328
935 LAKE BALDWIN LANE
ORLANDO, FL 32814
TEL: 407-767-5188
FAX: 407-767-5722
WWW.SGMENGINEERING.COM
COPYRIGHT © 2018 SGM ENGINEERING, INC.

Client Name:

Orange County Convention Center
P. O. Box 691509
Orlando, Florida 32869



KEY PLAN

Issue: 05-10-19 100% CONSTRUCTION DOCUMENTS

No.	Date	Description

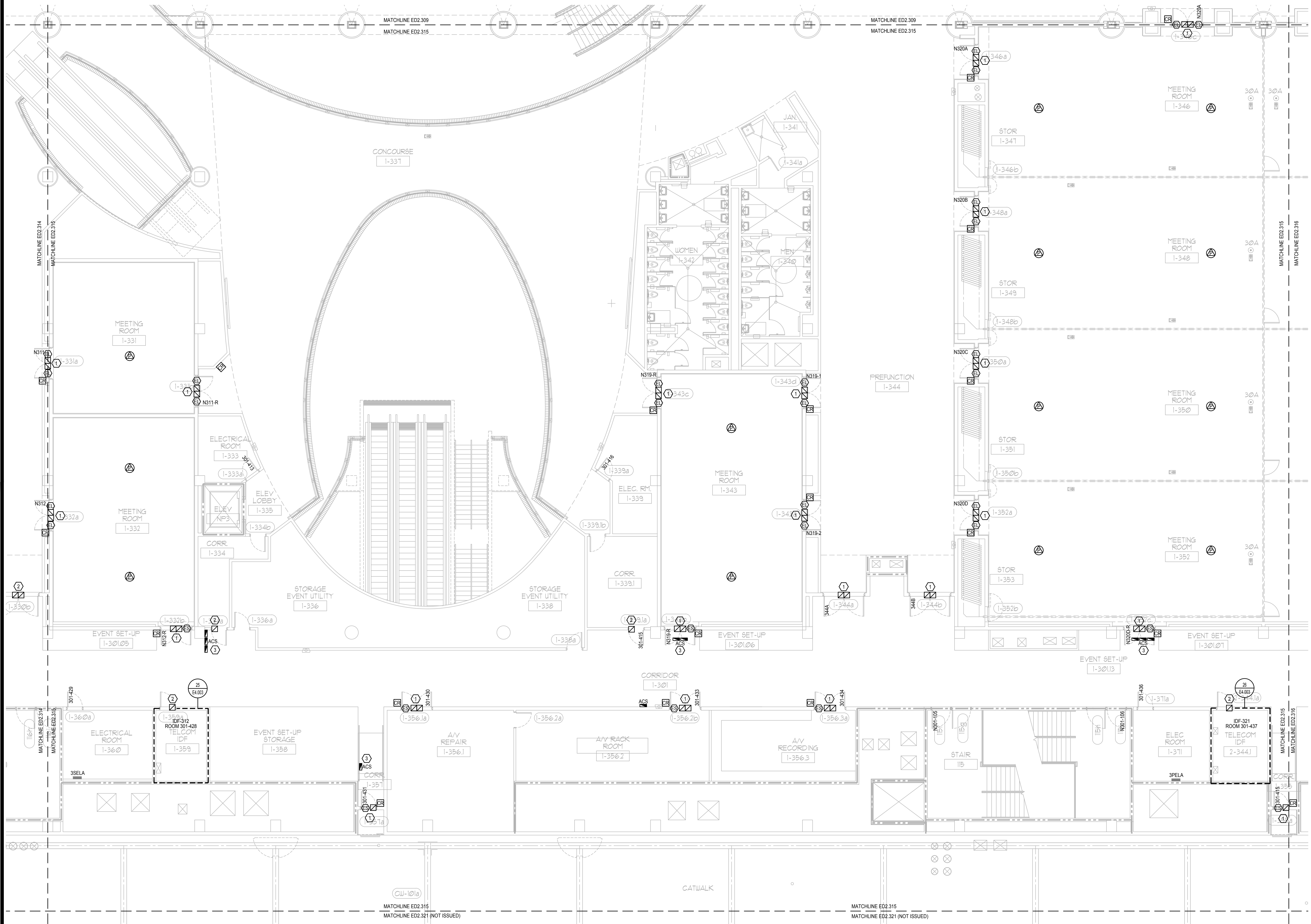
Project Name:
OCCC NORTH SOUTH BUILDINGS ACCESS CONTROL UPGRADE

Project Number: 2018-043
Scale: AS SHOWN
Design By: JR
Drawn By: JR
Checked By: JLM
Engineer of Record: JUSTIN L. MANUELL
License Number: FL70700
Drawing File Name: 1600-ED2.307-2018043.DWG
Seal: JUSTIN L. MANUELL, Professional Engineer, No. 70700, STATE OF FLORIDA

This item has been electronically signed and sealed by the individual named beside, using a dated Digital Signature, per F.A.C. Rule 61G15-23.004. Printed copies of this document are not considered signed and sealed and the signature must be verified on any electronic copies.

Sheet Name:
ELECTRICAL DEMO MEZZANINE PARTIAL FLOOR PLAN - PART 14

Sheet Number:
ED2.314



GENERAL NOTES:

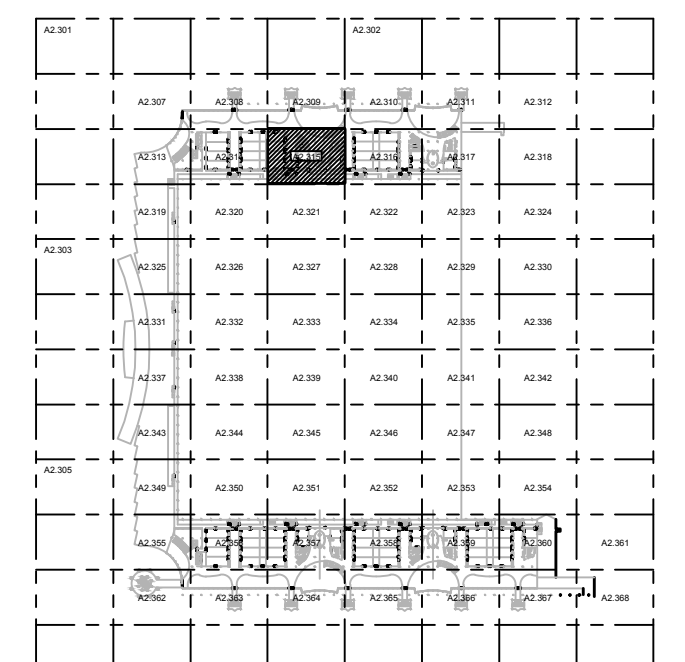
- 1. REFER TO SYMBOL LEGEND ON SHEET E0.001, BOOK SPECIFICATIONS, RISER DIAGRAMS ON E5.000 SHEETS, AND DETAILS ON E8.000 SHEETS FOR ALL REQUIREMENTS.
- 2. DEVICES ARE SHOWN IN APPROXIMATE LOCATIONS. LOCATE DEVICES WITHOUT INTERFERENCE OF OTHER EXISTING EQUIPMENT. COORDINATE INSTALLATION WITH EXISTING CONDITIONS PRIOR TO ROUGH-IN.
- 3. EXISTING ACCESS CONTROL SYSTEM SHALL REMAIN UP AND OPERATIONAL PER AREA OF CONSTRUCTION. ACCESS CONTROL SYSTEM SHALL BE DECOMMISSIONED AND CUT OVER TO NEW SYSTEM ON A DOOR BY DOOR BASIS.
- 4. ALL CONDUIT BACK BOXES, CABLING AND ACCESS CONTROL PANELS THAT ARE NOT TO BE REUSED FOR NEW ACCESS CONTROL SYSTEM SHALL BE REMOVED.
- 5. CONTRACTOR SHALL WORK ONLY ON ACCESS CONTROL INFRASTRUCTURE AND ASSOCIATED POWER. CONTRACTOR SHALL NOT DISRUPT ANY OTHER EXISTING SYSTEM. DISRUPTION OF OTHER EXISTING SYSTEMS SHALL BE THE CONTRACTOR'S RESPONSIBILITY TO RESTORE TO WORKING CONDITION.
- 6. ALL ACCESS CONTROL DOORS OPERATED BY THE FIRE ALARM SYSTEM SHALL BE TESTED FOR OPERATION PRIOR TO COMMENCEMENT OF WORK.

PLAN KEY NOTES:

- 1. STUB UP FOR CARD READER, ELECTRIC STRIKE (OR ELECTRIC LATCH), AND DOOR POSITION SWITCH SHALL REMAIN. ALL DEVICES WILL BE REMOVED. CONDUIT AND WIRING FOR ASSOCIATED POWER SUPPLY TO BE REMOVED BACK TO SOURCE AND SOURCE PANEL TO HAVE NEW, TYPED SCHEDULE WITH CIRCUIT ENTRY UPDATED AS SPARE.
- 2. STUB UP FOR DOOR POSITION SWITCH SHALL REMAIN. ALL DEVICES WILL BE REMOVED.
- 3. ACS PANELS TO BE REMOVED ONLY AFTER NEW PANELS ARE UP & OPERATIONAL AND CONNECTED.

Client Name:

Orange County Convention Center
P. O. Box 691509
Orlando, Florida 32869




KEY PLAN

Issue: 05-10-19 100% CONSTRUCTION DOCUMENTS

No.	Date	Description

Project Name:
OCCC NORTH SOUTH BUILDINGS ACCESS CONTROL UPGRADE

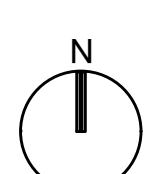
Project Number: 2018-043
Drawing File Name: 1600-ED2.307-2018043.DWG
Scale: AS SHOWN
Design By: JR
Drawn By: JR
Checked By: JLM
Engineer of Record:
JUSTIN L. MUNDELL
License Number: FL70700



Sheet Name:
ELECTRICAL DEMO MEZZANINE PARTIAL FLOOR PLAN - PART 15

Sheet Number:
ED2.315

FILE: Q:\PROJECT FILES\2018\2018-043_OCCC_NS_ACCESS CONTROL UPGRADE DRAWINGS\1600-ED2.307-2018043.DWG
PRINTED: 05/14/2019 LAST SAVED BY: AMBER

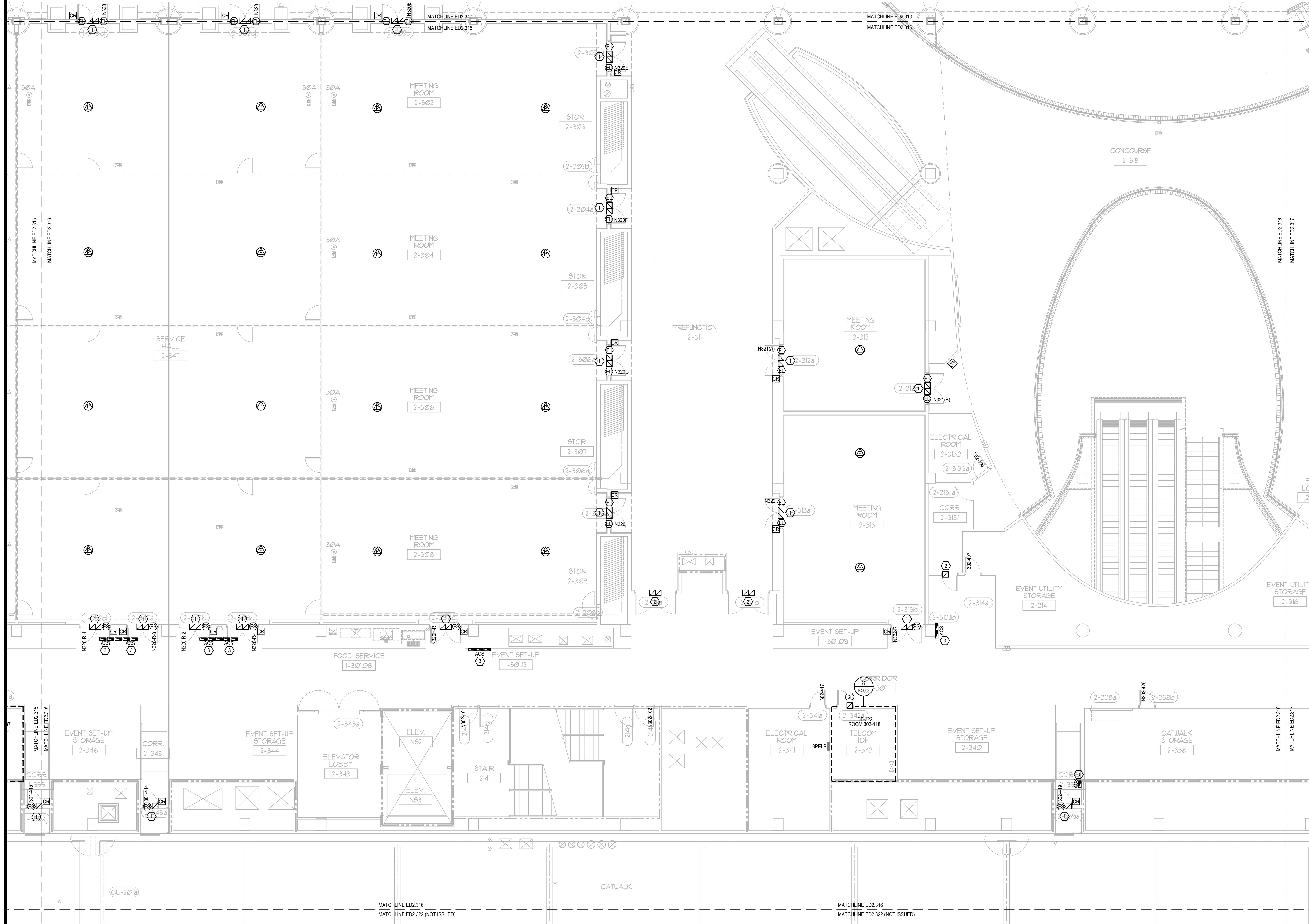


ELECTRICAL DEMO MEZZANINE PARTIAL FLOOR PLAN - PART 15

SCALE: 1/8"=1'-0"



This item has been electronically signed and sealed by the individual named beside, using a dated digital signature. Signature, per F.A.C. Rule 61G15-23.004. Printed copies of this document are not considered signed and sealed and the signature must be verified on any electronic copies.



GENERAL NOTES:

- 1. REFER TO SYMBOL LEGEND ON SHEET ED001, BOOK SPECIFICATIONS, RISER DIAGRAMS ON E5.000 SHEETS, AND DETAILS ON E8.000 SHEETS FOR ALL REQUIREMENTS.
- 2. DEVICES ARE SHOWN IN APPROXIMATE LOCATIONS. LOCATE DEVICES WITHOUT INTERFERENCE OF OTHER EXISTING EQUIPMENT. COORDINATE INSTALLATION WITH EXISTING CONDITIONS PRIOR TO ROUGH-IN.
- 3. EXISTING ACCESS CONTROL SYSTEM SHALL REMAIN UP AND OPERATIONAL PER AREA OF CONSTRUCTION. ACCESS CONTROL SYSTEM SHALL BE DECOMMISSIONED AND CUT OVER TO NEW SYSTEM ON A DOOR BY DOOR BASIS.
- 4. ALL CONDUIT BACK BOXES, CABLING AND ACCESS CONTROL PANELS THAT ARE NOT TO BE REUSED FOR NEW ACCESS CONTROL SYSTEM SHALL BE REMOVED.
- 5. CONTRACTOR SHALL WORK ONLY ON ACCESS CONTROL INFRASTRUCTURE AND ASSOCIATED POWER. CONTRACTOR SHALL NOT DISRUPT ANY OTHER EXISTING SYSTEM. DISRUPTION OF OTHER EXISTING SYSTEMS SHALL BE THE CONTRACTOR'S RESPONSIBILITY TO RESTORE TO WORKING CONDITION.
- 6. ALL ACCESS CONTROL DOORS OPERATED BY THE FIRE ALARM SYSTEM SHALL BE TESTED FOR OPERATION PRIOR TO COMMENCEMENT OF WORK.

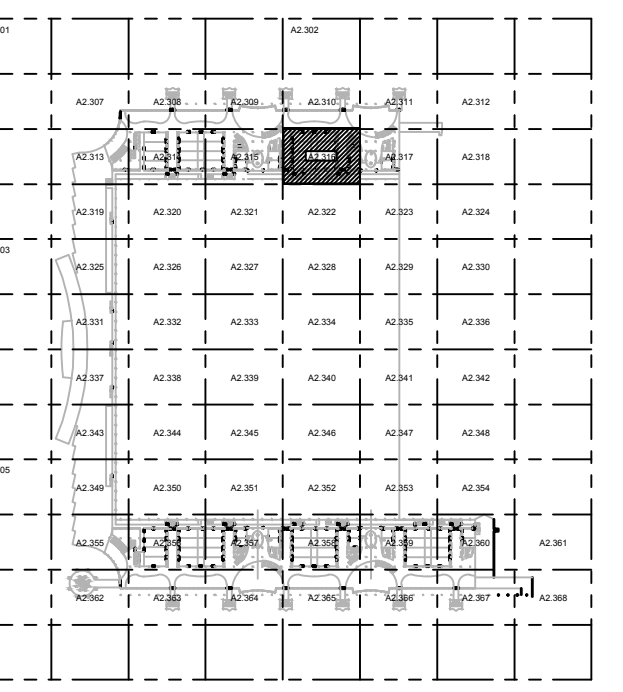
PLAN KEY NOTES:

1. STUB UP FOR CARD READER, ELECTRIC STRIKE (OR ELECTRIC LATCH), AND DOOR POSITION SWITCH SHALL REMAIN. ALL DEVICES WILL BE REMOVED. CONDUIT AND WIRING FOR ASSOCIATED POWER SUPPLY TO BE REMOVED BACK TO SOURCE AND SOURCE PANEL TO HAVE NEW, TYPED SCHEDULE WITH CIRCUIT ENTRY UPDATED AS SPARE.
2. STUB UP FOR DOOR POSITION SWITCH SHALL REMAIN. ALL DEVICES WILL BE REMOVED.
3. ACS PANELS TO BE REMOVED ONLY AFTER NEW PANELS ARE UP & OPERATIONAL AND CONNECTED.

Client Name:



Orange County Convention Center
P. O. Box 691509
Orlando, Florida 32869



KEY PLAN

Issue: 05-10-19 100% CONSTRUCTION DOCUMENTS


No.	Date	Description

Project Name:

OCCC NORTH SOUTH BUILDINGS ACCESS CONTROL UPGRADE

Project Number: 2018-043 Drawing File Name: 1800-ED2.307-2018043.DWG

Scale: AS SHOWN
Design By: JR
Checked By: JLM
Engineer of Record: JUSTIN L. MANDELL
License Number: FL70700




This item has been electronically signed and sealed by the individual named beside, using a dated Digital Signature, per F.A.C. Rule 61G15-23.004. Printed copies of this document are not considered signed and sealed and the signature must be verified on any electronic copies.

Sheet Name:

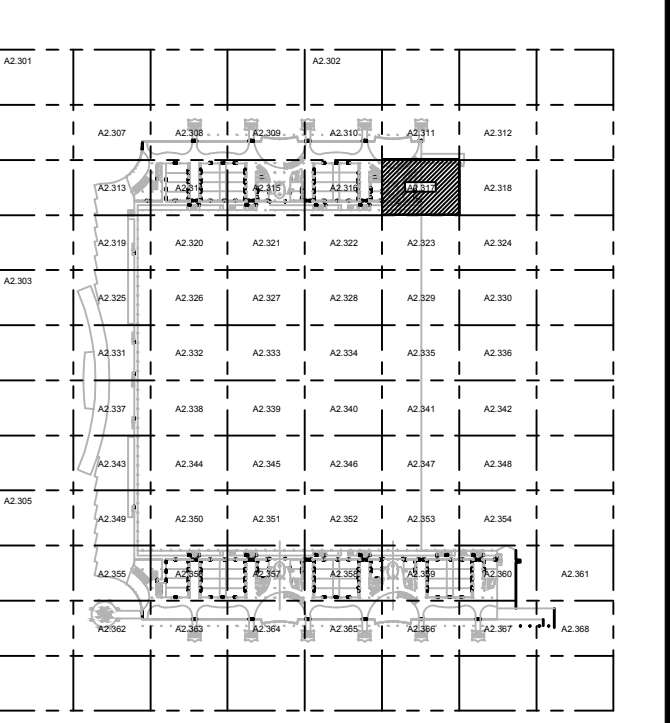
ELECTRICAL DEMO MEZZANINE PARTIAL FLOOR PLAN - PART 16

Sheet Number:

ED2.316



Client Name:
**Orange County
 Convention Center
 P. O. Box 691509
 Orlando, Florida
 32869**



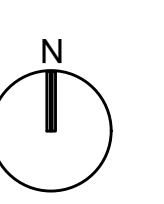
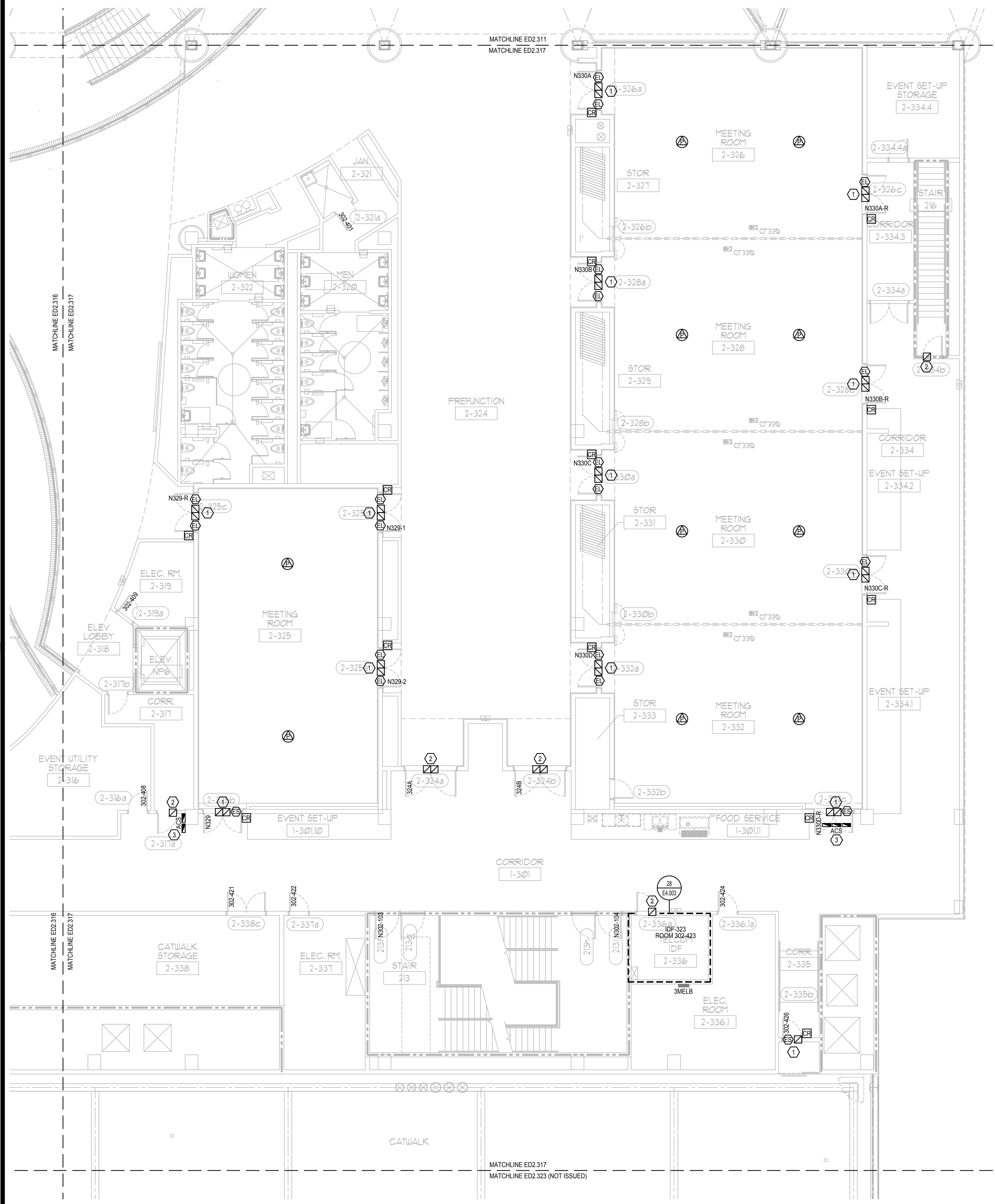
KEY PLAN

GENERAL NOTES:

1. REFER TO: SYMBOL LEGEND ON SHEET ED 001, BOOK SPECIFICATIONS, RISER DIAGRAMS ON E5.000 SHEETS, AND DETAILS ON E8.000 SHEETS FOR ALL REQUIREMENTS.
2. DEVICES ARE SHOWN IN APPROXIMATE LOCATIONS. LOCATE DEVICES WITHOUT INTERFERENCE OF OTHER EXISTING EQUIPMENT. COORDINATE INSTALLATION WITH EXISTING CONDITIONS PRIOR TO ROUGH-IN.
3. EXISTING ACCESS CONTROL SYSTEM SHALL REMAIN UP AND OPERATIONAL PER AREA OF CONSTRUCTION. ACCESS CONTROL SYSTEM SHALL BE DECOMMISSIONED AND CUT OVER TO NEW SYSTEM ON A DOOR BY DOOR BASIS.
4. ALL CONDUIT BACK BOXES, CABLING AND ACCESS CONTROL PANELS THAT ARE NOT TO BE REUSED FOR NEW ACCESS CONTROL SYSTEM SHALL BE REMOVED.
5. CONTRACTOR SHALL WORK ONLY ON ACCESS CONTROL INFRASTRUCTURE AND ASSOCIATED POWER. CONTRACTOR SHALL NOT DISRUPT ANY OTHER EXISTING SYSTEM. DISRUPTION OF OTHER EXISTING SYSTEMS SHALL BE THE CONTRACTOR'S RESPONSIBILITY TO RESTORE TO WORKING CONDITION.
6. ALL ACCESS CONTROL DOORS OPERATED BY THE FIRE ALARM SYSTEM SHALL BE TESTED FOR OPERATION PRIOR TO COMMENCEMENT OF WORK.

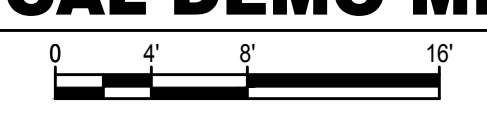
PLAN KEY NOTES:

1. STUB UP FOR CARD READER, ELECTRIC STRIKE (OR ELECTRIC LATCH), AND DOOR POSITION SWITCH SHALL REMAIN. ALL DEVICES WILL BE REMOVED. CONDUIT AND WIRING FOR ASSOCIATED POWER SUPPLY TO BE REMOVED BACK TO SOURCE AND SOURCE PANEL TO HAVE NEW, TYPED SCHEDULE WITH CIRCUIT ENTRY UPDATED AS SPARE.
2. STUB UP FOR DOOR POSITION SWITCH SHALL REMAIN. ALL DEVICES WILL BE REMOVED.
3. ACS PANELS TO BE REMOVED ONLY AFTER NEW PANELS ARE UP & OPERATIONAL AND CONNECTED.



ELECTRICAL DEMO MEZZANINE PARTIAL FLOOR PLAN - PART 17

SCALE: 1/8"=1'-0"




This item has been electronically signed and sealed by the individual named beside, using a dated Digital Signature, per F.A.C. Rule 61G15-23.004. Printed copies of this document are not considered signed and sealed and the signature must be verified on any electronic copies.

Issue: 05-10-19 100% CONSTRUCTION DOCUMENTS

No.	Date	Description

Project Name:
OCCC NORTH SOUTH BUILDINGS ACCESS CONTROL UPGRADE

Project Number: 2018-043
 Drawing File Name: 1800-ED2.307-2018043.DWG
 Scale: AS SHOWN
 Design By: JR
 Drawn By: JR
 Checked By: JLM
 Engineer of Record:
JUSTIN L. MANDELL
 License Number: FL70700



Sheet Name:
ELECTRICAL DEMO MEZZANINE PARTIAL FLOOR PLAN - PART 17

Sheet Number:
ED2.317

Client Name:



Orange County Convention Center
P. O. Box 691509
Orlando, Florida 32869



KEY PLAN

Issue: 05-10-19 100% CONSTRUCTION DOCUMENTS

No.	Date	Description

Project Name:

OCCC NORTH SOUTH BUILDINGS ACCESS CONTROL UPGRADE

Project Number: 2018-043	Drawing File Name: 1800-ED2.307-2018043.DWG
Scale: AS SHOWN	Seal:
Design By: JR	
Drawn By: JR	
Checked By: JLM	
Engineer of Record: JUSTIN L. MUNNELL	
License Number: FL70700	

Sheet Name:

ELECTRICAL DEMO MEZZANINE PARTIAL FLOOR PLAN - PART 55

Sheet Number:

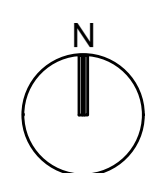
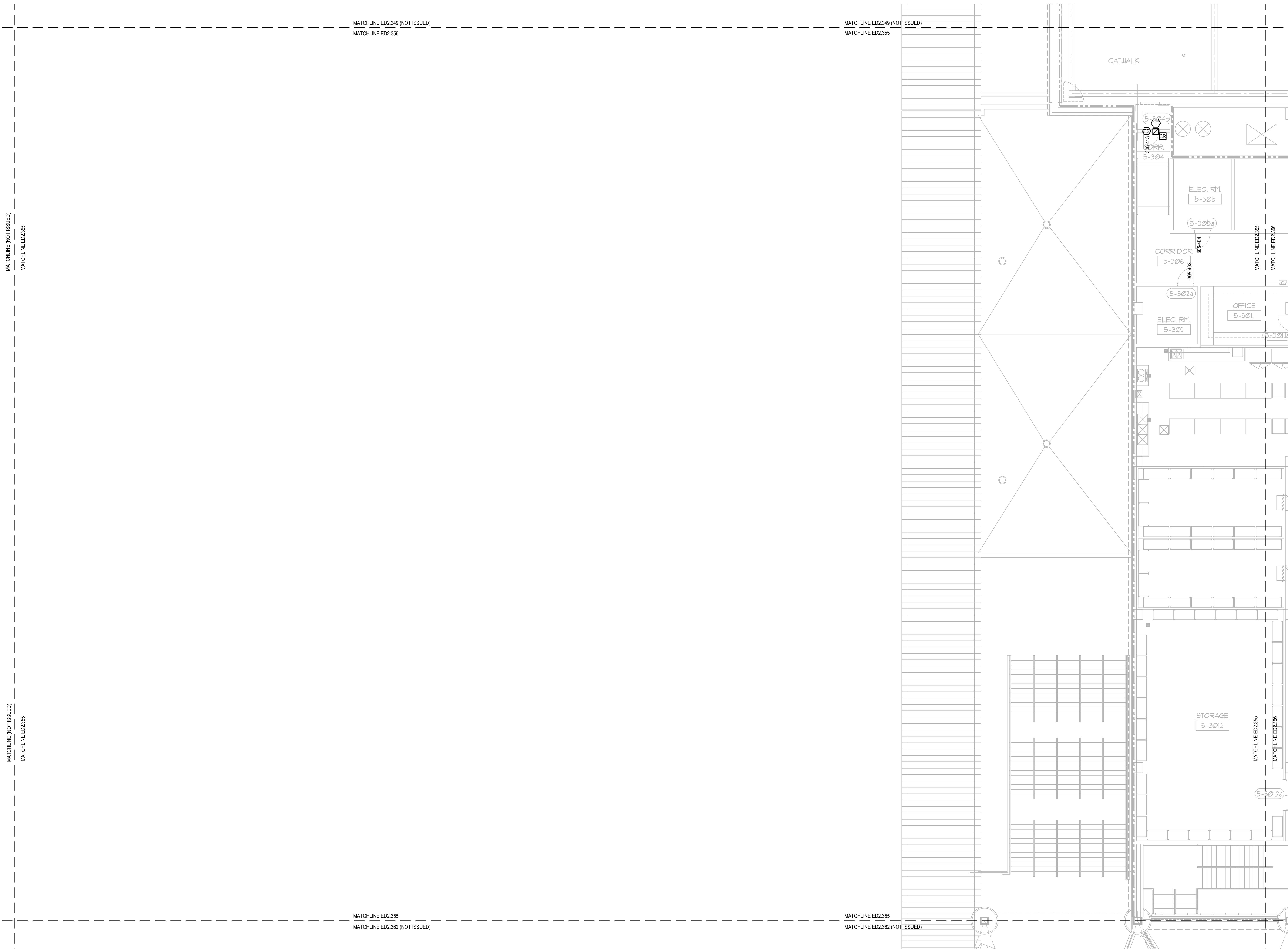
ED2.355

GENERAL NOTES:

- 1. REFER TO: SYMBOL LEGEND ON SHEET ED.001, BOOK SPECIFICATIONS, RISER DIAGRAMS ON E5.000 SHEETS, AND DETAILS ON E8.000 SHEETS FOR ALL REQUIREMENTS.
- 2. DEVICES ARE SHOWN IN APPROXIMATE LOCATIONS. LOCATE DEVICES WITHOUT INTERFERENCE OF OTHER EXISTING EQUIPMENT. COORDINATE INSTALLATION WITH EXISTING CONDITIONS PRIOR TO ROUGH-IN.
- 3. EXISTING ACCESS CONTROL SYSTEM SHALL REMAIN UP AND OPERATIONAL PER AREA OF CONSTRUCTION. ACCESS CONTROL SYSTEM SHALL BE DECOMMISSIONED AND CUT OVER TO NEW SYSTEM ON A DOOR BY DOOR BASIS.
- 4. ALL CONDUIT BACK BOXES, CABLING AND ACCESS CONTROL PANELS THAT ARE NOT TO BE REUSED FOR NEW ACCESS CONTROL SYSTEM SHALL BE REMOVED.
- 5. CONTRACTOR SHALL WORK ONLY ON ACCESS CONTROL INFRASTRUCTURE AND ASSOCIATED POWER. CONTRACTOR SHALL NOT DISRUPT ANY OTHER EXISTING SYSTEM. DISRUPTION OF OTHER EXISTING SYSTEMS SHALL BE THE CONTRACTOR'S RESPONSIBILITY TO RESTORE TO WORKING CONDITION.
- 6. ALL ACCESS CONTROL DOORS OPERATED BY THE FIRE ALARM SYSTEM SHALL BE TESTED FOR OPERATION PRIOR TO COMMENCEMENT OF WORK.

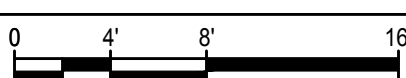
PLAN KEY NOTES:

- 1. STUB UP FOR CARD READER, ELECTRIC STRIKE (OR ELECTRIC LATCH), AND DOOR POSITION SWITCH SHALL REMAIN. ALL DEVICES WILL BE REMOVED. CONDUIT AND WIRING FOR ASSOCIATED POWER SUPPLY TO BE REMOVED BACK TO SOURCE AND SOURCE PANEL TO HAVE NEW, TYPED SCHEDULE WITH CIRCUIT ENTRY UPDATED AS SPARE.
- 2. STUB UP FOR DOOR POSITION SWITCH SHALL REMAIN. ALL DEVICES WILL BE REMOVED.
- 3. ACS PANELS TO BE REMOVED ONLY AFTER NEW PANELS ARE UP & OPERATIONAL AND CONNECTED.

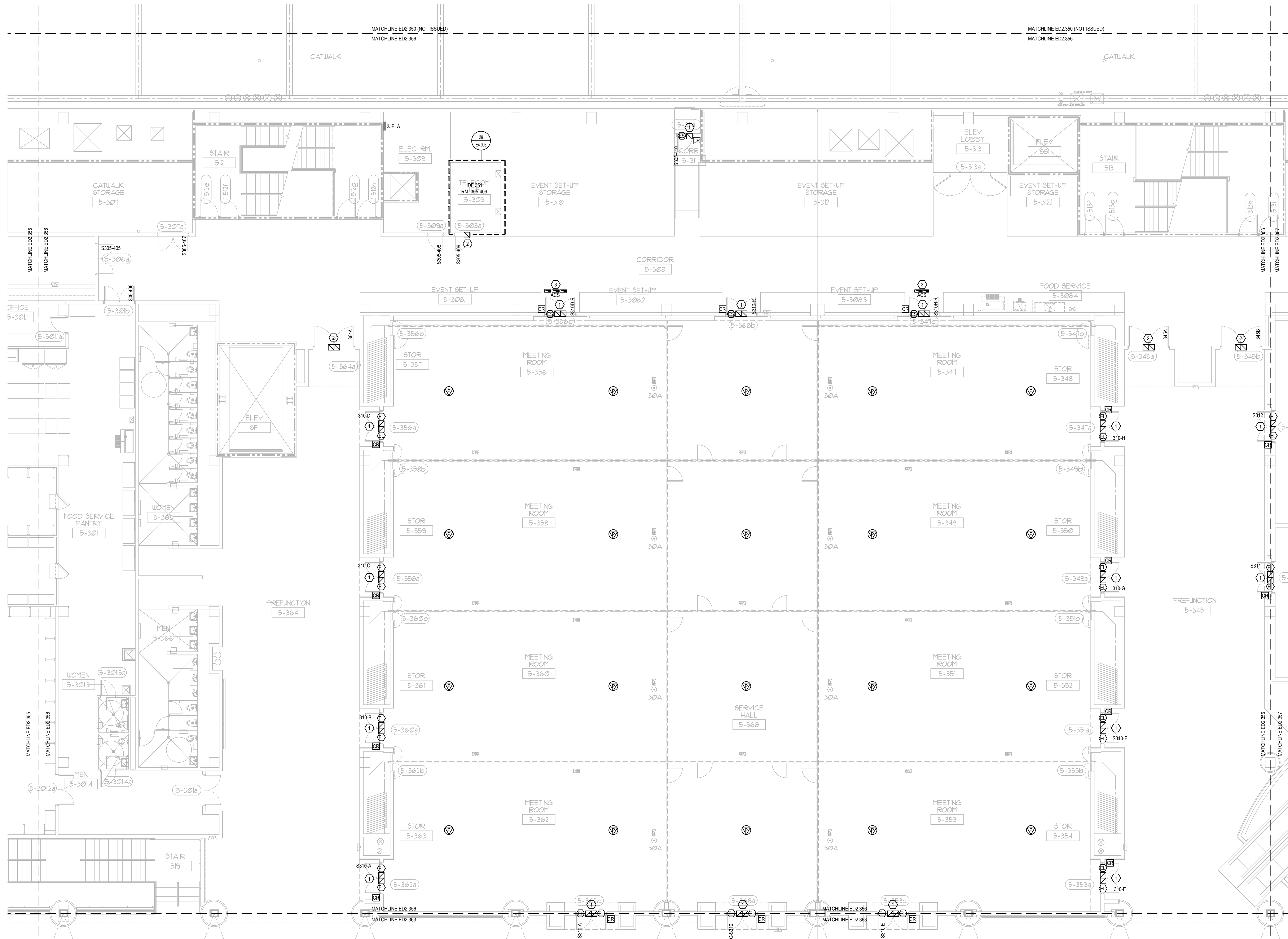


ELECTRICAL DEMO MEZZANINE PARTIAL FLOOR PLAN - PART 55

SCALE: 1/8"=1'-0"



This item has been electronically signed and sealed by the individual named beside, using a dated Digital Signature, per F.A.C. Rule 61G15-23.004. Printed copies of this document are not considered signed and sealed and the signature must be verified on any electronic copies.

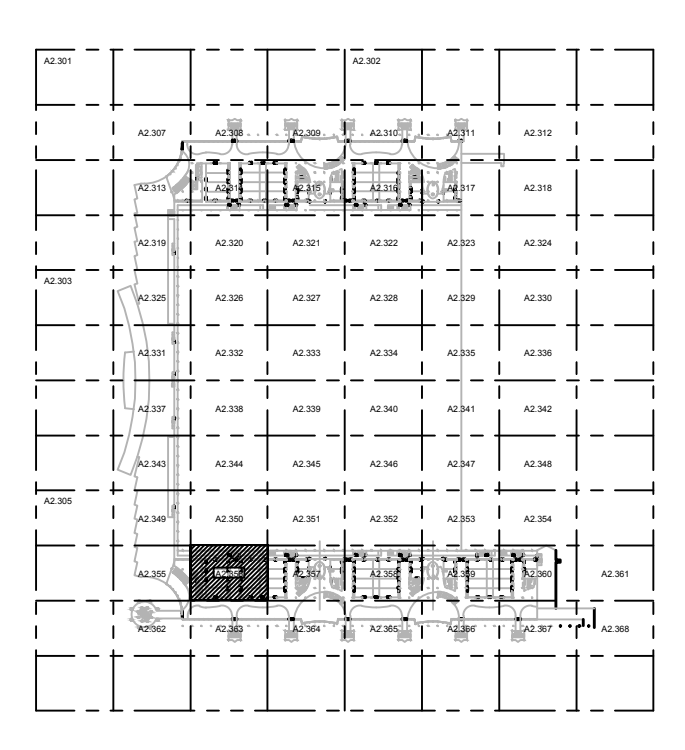


GENERAL NOTES:

- 1. REFER TO SYMBOL LEGEND ON SHEET ED 001, BOOK SPECIFICATIONS, RISER DIAGRAMS ON E5.000 SHEETS, AND DETAILS ON E8.000 SHEETS FOR ALL REQUIREMENTS.
- 2. DEVICES ARE SHOWN IN APPROXIMATE LOCATIONS. LOCATE DEVICES WITHOUT INTERFERENCE OF OTHER EXISTING EQUIPMENT. COORDINATE INSTALLATION WITH EXISTING CONDITIONS PRIOR TO ROUGH-IN.
- 3. EXISTING ACCESS CONTROL SYSTEM SHALL REMAIN UP AND OPERATIONAL PER AREA OF CONSTRUCTION. ACCESS CONTROL SYSTEM SHALL BE DECOMMISSIONED AND CUT OVER TO NEW SYSTEM ON A DOOR BY DOOR BASIS.
- 4. ALL CONDUIT BACK BOXES, CABLING AND ACCESS CONTROL PANELS THAT ARE NOT TO BE REUSED FOR NEW ACCESS CONTROL SYSTEM SHALL BE REMOVED.
- 5. CONTRACTOR SHALL WORK ONLY ON ACCESS CONTROL INFRASTRUCTURE AND ASSOCIATED POWER. CONTRACTOR SHALL NOT DISRUPT ANY OTHER EXISTING SYSTEM. DISRUPTION OF OTHER EXISTING SYSTEMS SHALL BE THE CONTRACTOR'S RESPONSIBILITY TO RESTORE TO WORKING CONDITION.
- 6. ALL ACCESS CONTROL DOORS OPERATED BY THE FIRE ALARM SYSTEM SHALL BE TESTED FOR OPERATION PRIOR TO COMMENCEMENT OF WORK.

PLAN KEY NOTES:

- 1. STUB UP FOR CARD READER, ELECTRIC STRIKE (OR ELECTRIC LATCH), AND DOOR POSITION SWITCH SHALL REMAIN. ALL DEVICES WILL BE REMOVED. CONDUIT AND WIRING FOR ASSOCIATED POWER SUPPLY TO BE REMOVED BACK TO SOURCE AND SOURCE PANEL TO HAVE NEW, TYPED SCHEDULE WITH CIRCUIT ENTRY UPDATED AS SPARE.
- 2. STUB UP FOR DOOR POSITION SWITCH SHALL REMAIN. ALL DEVICES WILL BE REMOVED.
- 3. ACS PANELS TO BE REMOVED ONLY AFTER NEW PANELS ARE UP & OPERATIONAL AND CONNECTED.




KEY PLAN

Issue: 05-10-19 100% CONSTRUCTION DOCUMENTS

No.	Date	Description

Project Name:
OCCC NORTH SOUTH BUILDINGS ACCESS CONTROL UPGRADE

Project Number: 2018-043
Design By: JR
Drawn By: JR
Checked By: JLM
Engineer of Record: JUSTIN L. MANDELL
License Number: FL70700

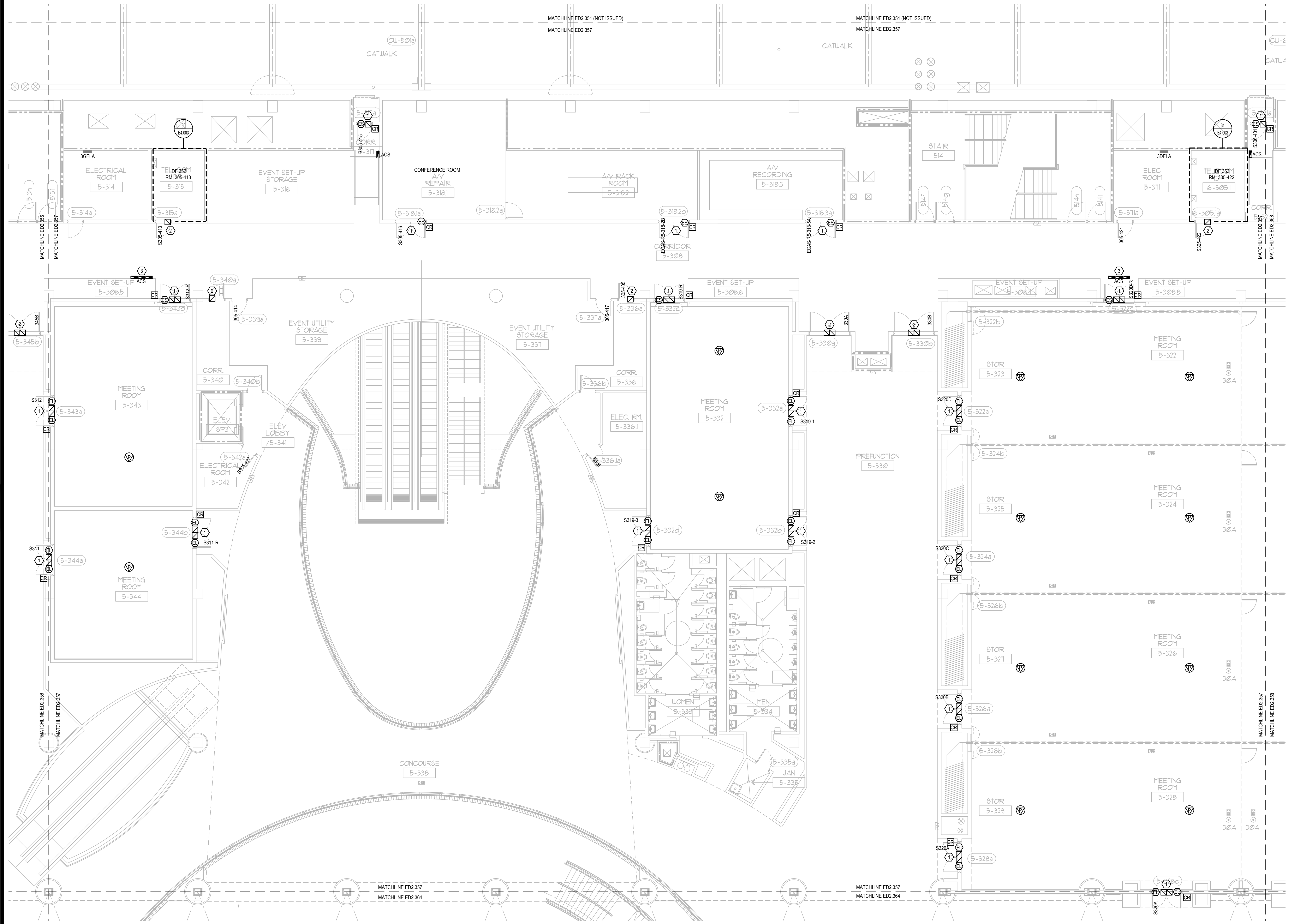
Drawing File Name: 1800-ED2.307-2018043.DWG
Scale: AS SHOWN
Seal: 

Sheet Name:
ELECTRICAL DEMO MEZZANINE PARTIAL FLOOR PLAN - PART 56

Sheet Number:
ED2.356

This item has been electronically signed and sealed by the individual named beside, using a dated Digital Signature, per F.A.C. Rule 61G15-23.004. Printed copies of this document are not considered signed and sealed and the signature must be verified on any electronic copies.

FILE: G:\PROJECT FILES\2018\2018-043_OCCC_NS_ACCESS_CONTROL_UPGRADE\DRAWINGS\1600-ED2307-2018043.DWG
 PRINTED: 05/14/2019



GENERAL NOTES:

1. REFER TO SYMBOL LEGEND ON SHEET ED.001, BOOK SPECIFICATIONS, RISER DIAGRAMS ON E5.000 SHEETS, AND DETAILS ON E8.000 SHEETS FOR ALL REQUIREMENTS.
2. DEVICES ARE SHOWN IN APPROXIMATE LOCATIONS. LOCATE DEVICES WITHOUT INTERFERENCE OF OTHER EXISTING EQUIPMENT. COORDINATE INSTALLATION WITH EXISTING CONDITIONS PRIOR TO ROUGH-IN.
3. EXISTING ACCESS CONTROL SYSTEM SHALL REMAIN UP AND OPERATIONAL PER AREA OF CONSTRUCTION. ACCESS CONTROL SYSTEM SHALL BE DECOMMISSIONED AND CUT OVER TO NEW SYSTEM ON A DOOR BY DOOR BASIS.
4. ALL CONDUIT BACK BOXES, CABLING AND ACCESS CONTROL PANELS THAT ARE NOT TO BE REUSED FOR NEW ACCESS CONTROL SYSTEM SHALL BE REMOVED.
5. CONTRACTOR SHALL WORK ONLY ON ACCESS CONTROL INFRASTRUCTURE AND ASSOCIATED POWER. CONTRACTOR SHALL NOT DISRUPT ANY OTHER EXISTING SYSTEMS. DISRUPTION OF OTHER EXISTING SYSTEMS SHALL BE THE CONTRACTOR'S RESPONSIBILITY TO RESTORE TO WORKING CONDITION.
6. ALL ACCESS CONTROL DOORS OPERATED BY THE FIRE ALARM SYSTEM SHALL BE TESTED FOR OPERATION PRIOR TO COMMENCEMENT OF WORK.

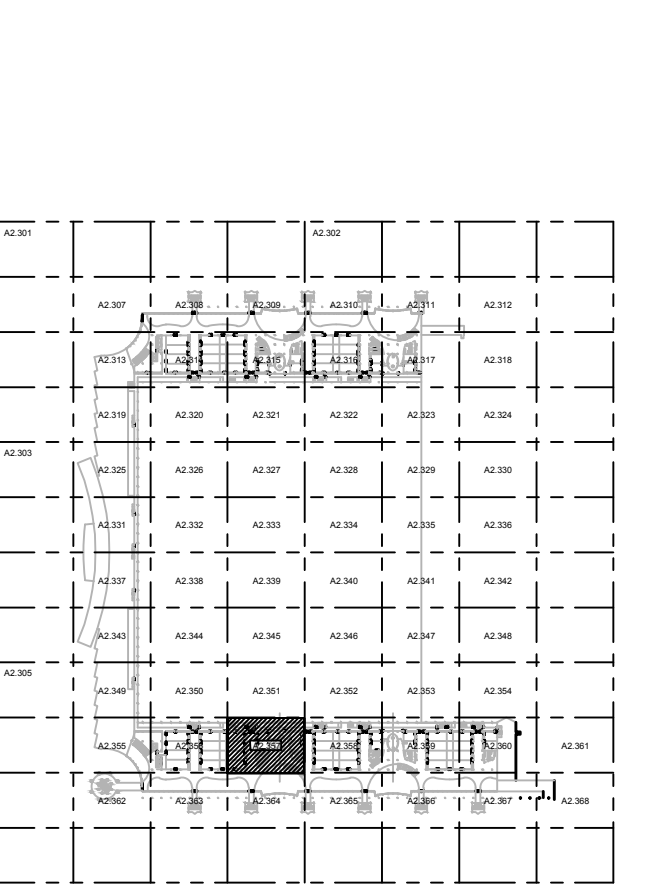
PLAN KEY NOTES:

1. STUB UP FOR CARD READER, ELECTRIC STRIKE (OR ELECTRIC LATCH), AND DOOR POSITION SWITCH SHALL REMAIN. ALL DEVICES WILL BE REMOVED. CONDUIT AND WIRING FOR ASSOCIATED POWER SUPPLY TO BE REMOVED BACK TO SOURCE AND SOURCE PANEL TO HAVE NEW, TYPED SCHEDULE WITH CIRCUIT ENTRY UPDATED AS SPARE.
2. STUB UP FOR DOOR POSITION SWITCH SHALL REMAIN. ALL DEVICES WILL BE REMOVED.
3. ACS PANELS TO BE REMOVED ONLY AFTER NEW PANELS ARE UP & OPERATIONAL AND CONNECTED.



Orange County Convention Center
 P. O. Box 691509
 Orlando, Florida
 32869

KEY PLAN



Issue: 05-10-19 100% CONSTRUCTION DOCUMENTS

No.	Date	Description

OCCC NORTH SOUTH BUILDINGS ACCESS CONTROL UPGRADE

Project Number: 2018-043	Drawing File Name: 1600-ED2307-2018043.DWG
Scale: AS SHOWN	Seal:
Design By: JR	
Drawn By: JR	
Checked By: JLM	
Engineer of Record: JUSTIN L. MANDELL	
License Number: FL70700	

This item has been electronically signed and sealed by the individual named beside, using a dated Digital Signature, per F.A.C. Rule 61G15-23.004. Printed copies of this document are not considered signed and sealed and the signature must be verified on any electronic copies.

ELECTRICAL DEMO MEZZANINE PARTIAL FLOOR PLAN - PART 57

Sheet Number:
ED2.357

Client Name:



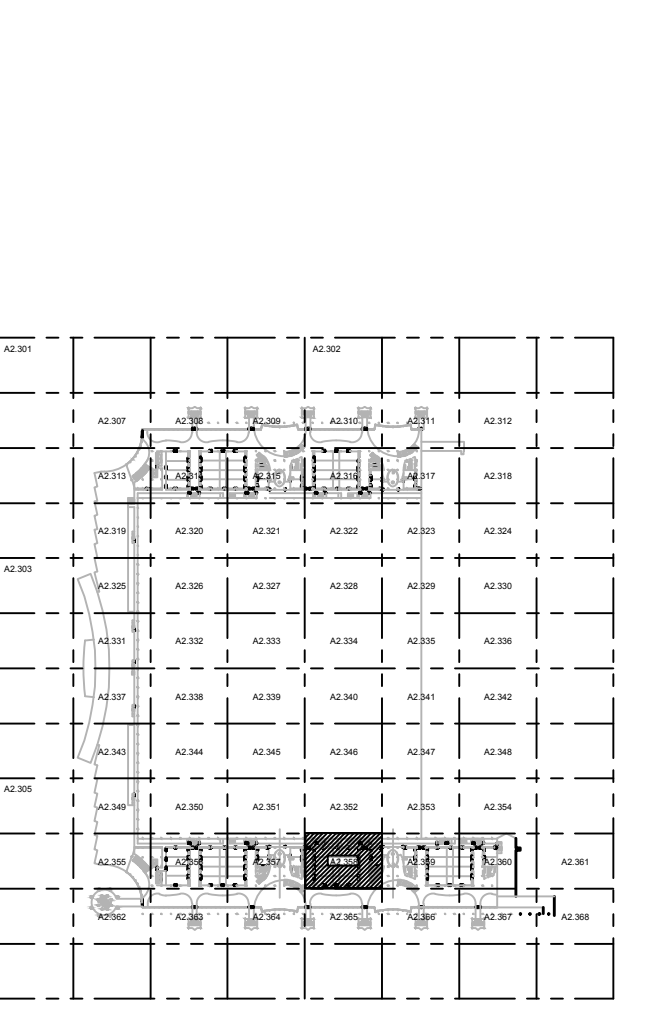
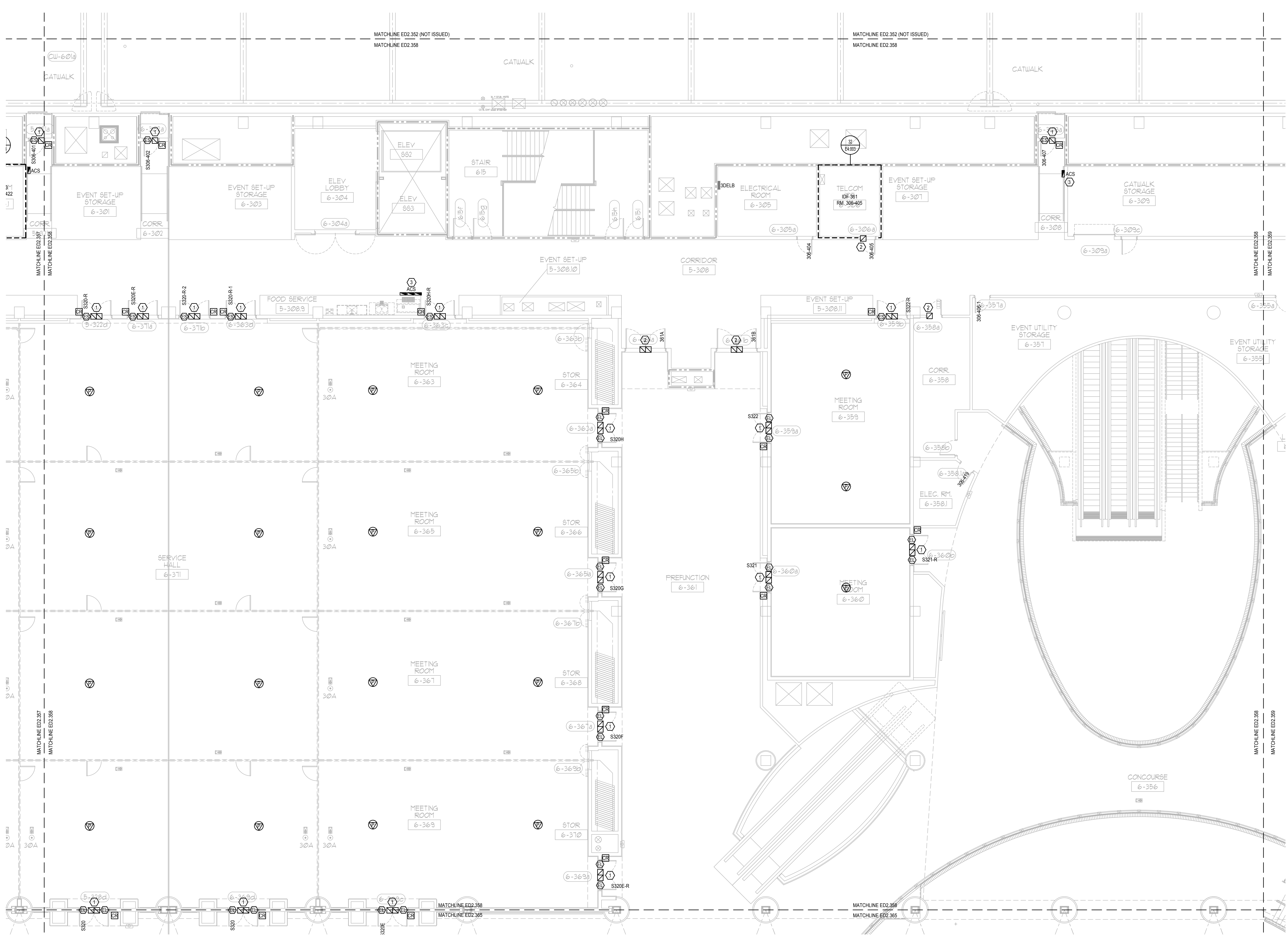
**Orange County
Convention Center
P. O. Box 691509
Orlando, Florida
32869**

GENERAL NOTES:

- 1. REFER TO: SYMBOL LEGEND ON SHEET ED 001, BOOK SPECIFICATIONS, RISER DIAGRAMS ON E5.00 SHEETS, AND DETAILS ON E8.00 SHEETS FOR ALL REQUIREMENTS.
- 2. DEVICES ARE SHOWN IN APPROXIMATE LOCATIONS. LOCATE DEVICES WITHOUT INTERFERENCE OF OTHER EXISTING EQUIPMENT. COORDINATE INSTALLATION WITH EXISTING CONDITIONS PRIOR TO ROUGH-IN.
- 3. EXISTING ACCESS CONTROL SYSTEM SHALL REMAIN UP AND OPERATIONAL PER AREA OF CONSTRUCTION. ACCESS CONTROL SYSTEM SHALL BE DECOMMISSIONED AND CUT OVER TO NEW SYSTEM ON A DOOR BY DOOR BASIS.
- 4. ALL CONDUIT BACK BOXES, CABLING AND ACCESS CONTROL PANELS THAT ARE NOT TO BE REUSED FOR NEW ACCESS CONTROL SYSTEM SHALL BE REMOVED.
- 5. CONTRACTOR SHALL WORK ONLY ON ACCESS CONTROL INFRASTRUCTURE AND ASSOCIATED POWER. CONTRACTOR SHALL NOT DISRUPT ANY OTHER EXISTING SYSTEM. DISRUPTION OF OTHER EXISTING SYSTEMS SHALL BE THE CONTRACTOR'S RESPONSIBILITY TO RESTORE TO WORKING CONDITION.
- 6. ALL ACCESS CONTROL DOORS OPERATED BY THE FIRE ALARM SYSTEM SHALL BE TESTED FOR OPERATION PRIOR TO COMMENCEMENT OF WORK.

PLAN KEY NOTES:

1. STUB UP FOR CARD READER, ELECTRIC STRIKE (OR ELECTRIC LATCH), AND DOOR POSITION SWITCH SHALL REMAIN. ALL DEVICES WILL BE REMOVED. CONDUIT AND WIRING FOR ASSOCIATED POWER SUPPLY TO BE REMOVED BACK TO SOURCE AND SOURCE PANEL TO HAVE NEW, TYPED SCHEDULE WITH CIRCUIT ENTRY UPDATED AS SPARE.
2. STUB UP FOR DOOR POSITION SWITCH SHALL REMAIN. ALL DEVICES WILL BE REMOVED.
3. ACS PANELS TO BE REMOVED ONLY AFTER NEW PANELS ARE UP & OPERATIONAL AND CONNECTED.



KEY PLAN

Issue: 05-10-19 100% CONSTRUCTION DOCUMENTS


No.	Date	Description

Project Name:

OCCC NORTH SOUTH BUILDINGS ACCESS CONTROL UPGRADE

Project Number: 2018-043 Drawing File Name: 1800-ED2.307-2018043.DWG

Scale: AS SHOWN
Design By: JR
Drawn By: JR
Checked By: JLM
Engineer of Record:
JUSTIN L. MANDELL
License Number: FL70700



Sheet Name:

ELECTRICAL DEMO MEZZANINE PARTIAL FLOOR PLAN - PART 58

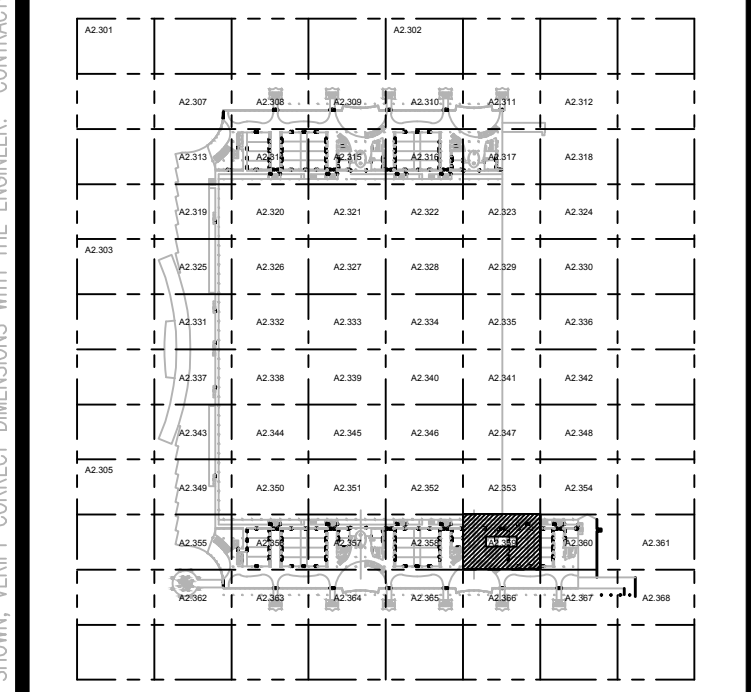
Sheet Number:

ED2.358

This item has been electronically signed and sealed by the individual named beside, using a dated Digital Signature, per F.A.C. Rule 61G15-23.004. Printed copies of this document are not considered signed and sealed and the signature must be verified on any electronic copies.

Client Name:

Orange County Convention Center
P. O. Box 691509
Orlando, Florida 32869



KEY PLAN

Issue: 05-10-19 100% CONSTRUCTION DOCUMENTS

No.	Date	Description

Project Name:
OCCC NORTH SOUTH BUILDINGS ACCESS CONTROL UPGRADE

Project Number: 2018-043	Drawing File Name: 1800-ED2.307-2018043.DWG
Scale: AS SHOWN	Seal:
Design By: JR	
Drawn By: JR	
Checked By: JLM	
Engineer of Record: JUSTIN L. MANDELL	License Number: FL70700

Sheet Name:
ELECTRICAL DEMO MEZZANINE PARTIAL FLOOR PLAN - PART 59

Sheet Number:
ED2.359

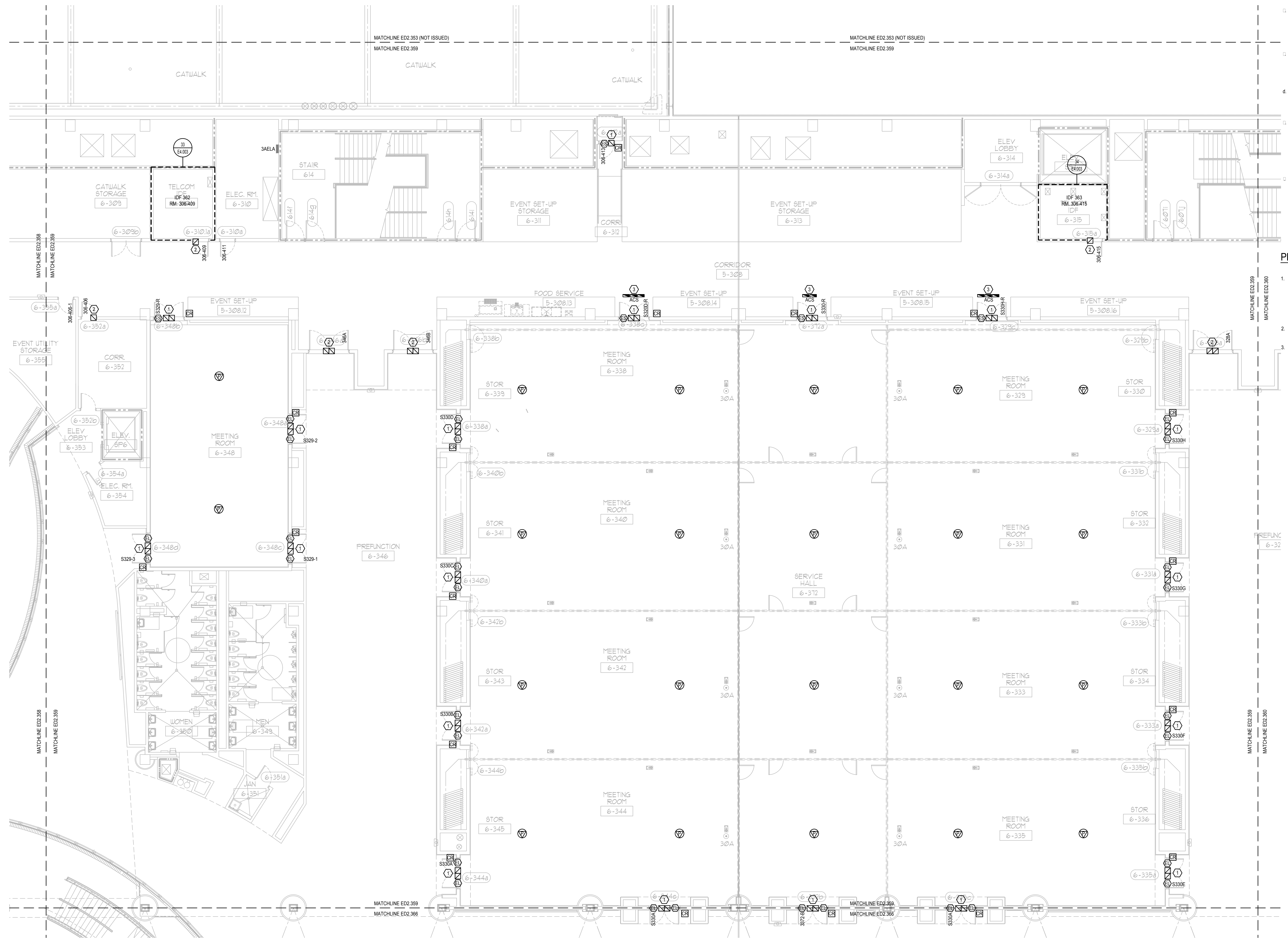
GENERAL NOTES:

- REFER TO SYMBOL LEGEND ON SHEET E0.01, BOOK SPECIFICATIONS, RISER DIAGRAMS ON E5.00 SHEETS, AND DETAILS ON E8.00 SHEETS FOR ALL REQUIREMENTS.
- DEVICES ARE SHOWN IN APPROXIMATE LOCATIONS. LOCATE DEVICES WITHOUT INTERFERENCE OF OTHER EXISTING EQUIPMENT. COORDINATE INSTALLATION WITH EXISTING CONDITIONS PRIOR TO ROUNDAUP.
- EXISTING ACCESS CONTROL SYSTEM SHALL REMAIN UP AND OPERATIONAL PER AREA OF CONSTRUCTION. ACCESS CONTROL SYSTEM SHALL BE DECOMMISSIONED AND CUT OVER TO NEW SYSTEM ON A DOOR BY DOOR BASIS.
- ALL CONDUIT BACK BOXES, CABLING AND ACCESS CONTROL PANELS THAT ARE NOT TO BE REUSED FOR NEW ACCESS CONTROL SYSTEM SHALL BE REMOVED.
- CONTRACTOR SHALL WORK ONLY ON ACCESS CONTROL INFRASTRUCTURE AND ASSOCIATED POWER. CONTRACTOR SHALL NOT DISRUPT ANY OTHER EXISTING SYSTEM. DISRUPTION OF OTHER EXISTING SYSTEMS SHALL BE THE CONTRACTOR'S RESPONSIBILITY TO RESTORE TO WORKING CONDITION.
- ALL ACCESS CONTROL DOORS OPERATED BY THE FIRE ALARM SYSTEM SHALL BE TESTED FOR OPERATION PRIOR TO COMMENCEMENT OF WORK.

PLAN KEY NOTES:

- STUB UP FOR CARD READER, ELECTRIC STRIKE (OR ELECTRIC LATCH), AND DOOR POSITION SWITCH SHALL REMAIN. ALL DEVICES WILL BE REMOVED. CONDUIT AND WIRING FOR ASSOCIATED POWER SUPPLY TO BE REMOVED BACK TO SOURCE AND SOURCE PANEL TO HAVE NEW, TYPED SCHEDULE WITH CIRCUIT ENTRY UPDATED AS SPARE.
- STUB UP FOR DOOR POSITION SWITCH SHALL REMAIN. ALL DEVICES WILL BE REMOVED.
- ACS PANELS TO BE REMOVED ONLY AFTER NEW PANELS ARE UP & OPERATIONAL AND CONNECTED.


This item has been electronically signed and sealed by the individual named beside, using a dated Digital Signature, per F.A.C. Rule 61G15-23.004. Printed copies of this document are not considered signed and sealed and the signature must be verified on any electronic copies.



ELECTRICAL DEMO MEZZANINE PARTIAL FLOOR PLAN - PART 59

SCALE: 1/8"=1'-0"
 0 4' 8' 16'

FILE: Q:\PROJECT FILES\2018\2018-043_OCCC_NORTH SOUTH BUILDINGS ACCESS CONTROL UPGRADE\DRAWINGS\1800-ED2.307-2018043.DWG
 PRINTED: 05/14/2019 LAST SAVED BY: AMBERY



**Orange County
 Convention Center
 P. O. Box 691509
 Orlando, Florida
 32869**




KEY PLAN

Issue: 05-10-19 100% CONSTRUCTION DOCUMENTS

No.	Date	Description

Project Name:
**OCCC NORTH SOUTH
 BUILDINGS
 ACCESS CONTROL
 UPGRADE**

Project Number: 2018-043
Drawing File Name: 1800-ED2.307-2018043.DWG
Scale: AS SHOWN
Design By: JR
Drawn By: JR
Checked By: JLM
Engineer of Record: JUSTIN L. MANDELL
License Number: FL70700



Sheet Name:
**ELECTRICAL DEMO
 MEZZANINE
 PARTIAL FLOOR
 PLAN - PART 60**

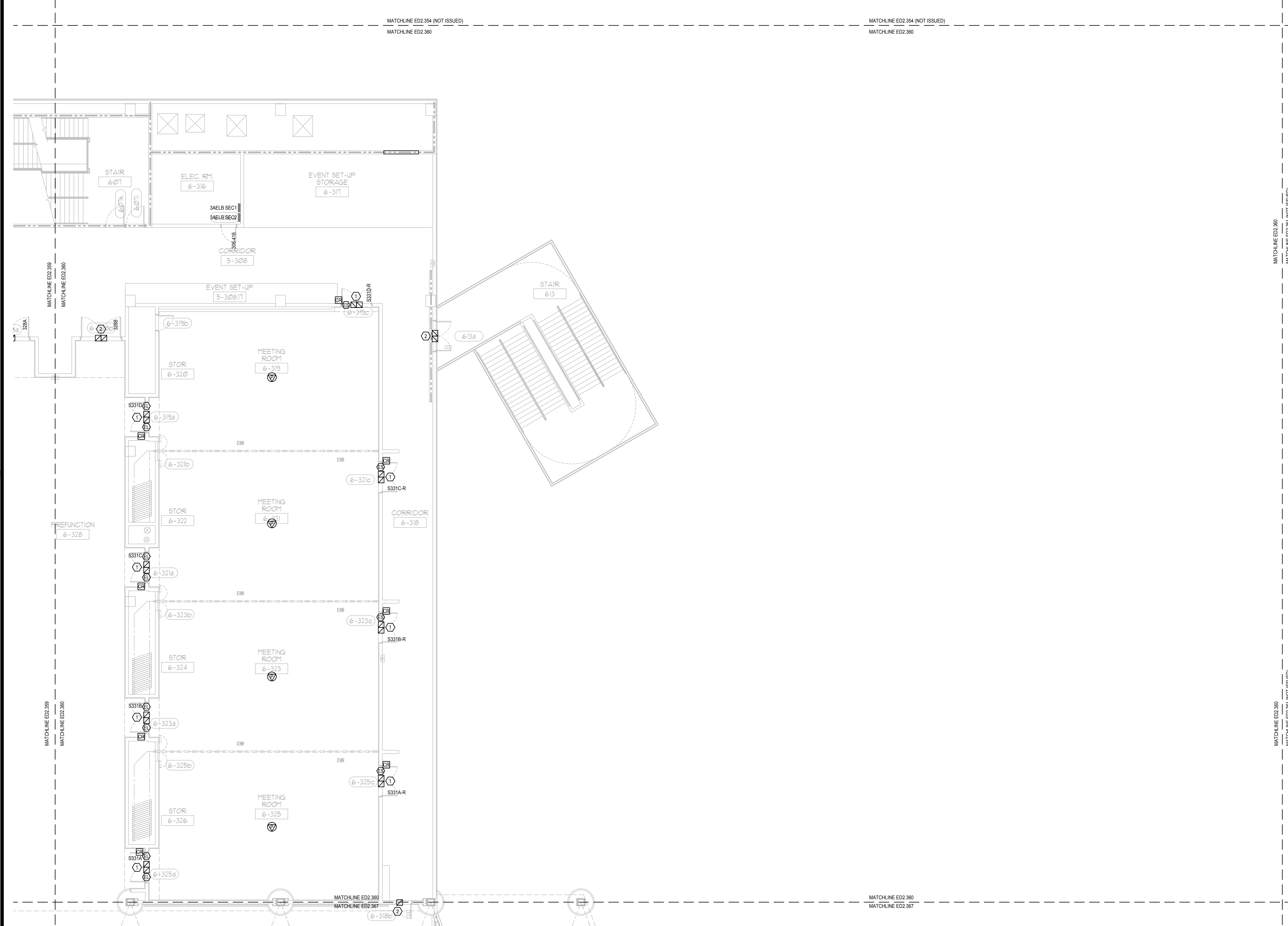
Sheet Number:
ED2.360

GENERAL NOTES:

- REFER TO SYMBOL LEGEND ON SHEET E0.001, BOOK SPECIFICATIONS, RISER DIAGRAMS ON E5.000 SHEETS, AND DETAILS ON E8.000 SHEETS FOR ALL REQUIREMENTS.
- DEVICES ARE SHOWN IN APPROXIMATE LOCATIONS. LOCATE DEVICES WITHOUT INTERFERENCE OF OTHER EXISTING EQUIPMENT. COORDINATE INSTALLATION WITH EXISTING CONDITIONS PRIOR TO ROUGH-IN.
- EXISTING ACCESS CONTROL SYSTEM SHALL REMAIN UP AND OPERATIONAL PER AREA OF CONSTRUCTION. ACCESS CONTROL SYSTEM SHALL BE DECOMMISSIONED AND CUT OVER TO NEW SYSTEM ON A DOOR BY DOOR BASIS.
- ALL CONDUIT, BACK BOXES, CABLING AND ACCESS CONTROL PANELS THAT ARE NOT TO BE REUSED FOR NEW ACCESS CONTROL SYSTEM SHALL BE REMOVED.
- CONTRACTOR SHALL WORK ONLY ON ACCESS CONTROL INFRASTRUCTURE AND ASSOCIATED POWER. CONTRACTOR SHALL NOT DISRUPT ANY OTHER EXISTING SYSTEM. DISRUPTION OF OTHER EXISTING SYSTEMS SHALL BE THE CONTRACTOR'S RESPONSIBILITY TO RESTORE TO WORKING CONDITION.
- ALL ACCESS CONTROL DOORS OPERATED BY THE FIRE ALARM SYSTEM SHALL BE TESTED FOR OPERATION PRIOR TO COMMENCEMENT OF WORK.

PLAN KEY NOTES:

- STUB UP FOR CARD READER, ELECTRIC STRIKE (OR ELECTRIC LATCH), AND DOOR POSITION SWITCH SHALL REMAIN. ALL DEVICES WILL BE REMOVED. CONDUIT AND WIRING FOR ASSOCIATED POWER SUPPLY TO BE REMOVED BACK TO SOURCE AND SOURCE PANEL TO HAVE NEW, TYPED SCHEDULE WITH CIRCUIT ENTRY UPDATED AS SPARE.
- STUB UP FOR DOOR POSITION SWITCH SHALL REMAIN. ALL DEVICES WILL BE REMOVED.
- ACS PANELS TO BE REMOVED ONLY AFTER NEW PANELS ARE UP & OPERATIONAL AND CONNECTED.



ELECTRICAL DEMO MEZZANINE PARTIAL FLOOR PLAN - PART 60
 SCALE: 1/8"=1'-0"
 0 4' 8' 16'

This item has been electronically signed and sealed by the individual named beside, using a dated Digital Signature, per F.A.C. Rule 61G15-23.004. Printed copies of this document are not considered signed and sealed and the signature must be verified on any electronic copies.

GENERAL NOTES:

- REFER TO SYMBOL LEGEND ON SHEET ED 001, BOOK SPECIFICATIONS, RISER DIAGRAMS ON E5.000 SHEETS, AND DETAILS ON E8.000 SHEETS FOR ALL REQUIREMENTS.
- DEVICES ARE SHOWN IN APPROXIMATE LOCATIONS. LOCATE DEVICES WITHOUT INTERFERENCE OF OTHER EXISTING EQUIPMENT. COORDINATE INSTALLATION WITH EXISTING CONDITIONS PRIOR TO ROUGH-IN.
- EXISTING ACCESS CONTROL SYSTEM SHALL REMAIN UP AND OPERATIONAL PER AREA OF CONSTRUCTION. ACCESS CONTROL SYSTEM SHALL BE DECOMMISSIONED AND CUT OVER TO NEW SYSTEM ON A DOOR BY DOOR BASIS.
- ALL CONDUIT BACK BOXES, CABLING AND ACCESS CONTROL PANELS THAT ARE NOT TO BE REUSED FOR NEW ACCESS CONTROL SYSTEM SHALL BE REMOVED.
- CONTRACTOR SHALL WORK ONLY ON ACCESS CONTROL INFRASTRUCTURE AND ASSOCIATED POWER. CONTRACTOR SHALL NOT DISRUPT ANY OTHER EXISTING SYSTEM. DISRUPTION OF OTHER EXISTING SYSTEMS SHALL BE THE CONTRACTOR'S RESPONSIBILITY TO RESTORE TO WORKING CONDITION.
- ALL ACCESS CONTROL DOORS OPERATED BY THE FIRE ALARM SYSTEM SHALL BE TESTED FOR OPERATION PRIOR TO COMMENCEMENT OF WORK.

PLAN KEY NOTES:


- STUB UP FOR CARD READER, ELECTRIC STRIKE (OR ELECTRIC LATCH), AND DOOR POSITION SWITCH SHALL REMAIN. ALL DEVICES WILL BE REMOVED. CONDUIT AND WIRING FOR ASSOCIATED POWER SUPPLY TO BE REMOVED BACK TO SOURCE AND SOURCE PANEL TO HAVE NEW, TYPED SCHEDULE WITH CIRCUIT ENTRY UPDATED AS SPARE.
- STUB UP FOR DOOR POSITION SWITCH SHALL REMAIN. ALL DEVICES WILL BE REMOVED.
- ACS PANELS TO BE REMOVED ONLY AFTER NEW PANELS ARE UP & OPERATIONAL AND CONNECTED.

Issue: 05-10-19 100% CONSTRUCTION DOCUMENTS

No.	Date	Description

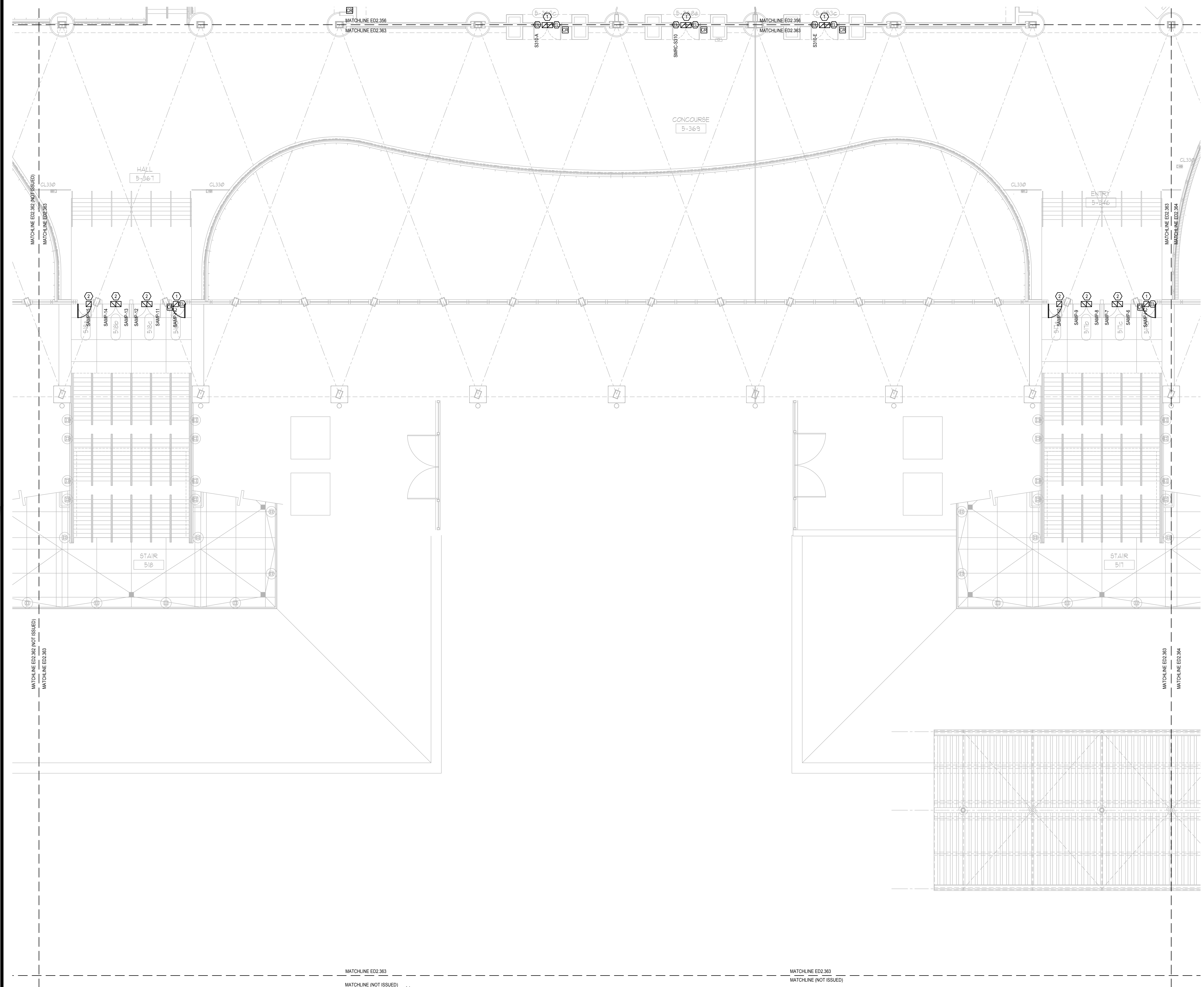
Project Name:
OCCC NORTH SOUTH BUILDINGS ACCESS CONTROL UPGRADE

Project Number: 2018-043 Drawing File Name: 1800-ED2.307-2018043.DWG
Scale: AS SHOWN Seal:
Design By: JR
Drawn By: JR
Checked By: JLM
Engineer of Record:
JUSTIN L. MUNDOLL
License Number: FL70700

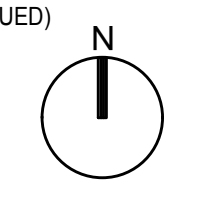


Sheet Name:
ELECTRICAL DEMO MEZZANINE PARTIAL FLOOR PLAN - PART 63

Sheet Number:
ED2.363

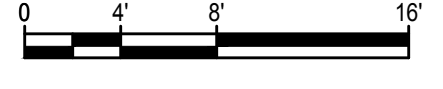


This item has been electronically signed and sealed by the individual named beside, using a dated Digital Signature, per F.A.C. Rule 61G15-23.004. Printed copies of this document are not considered signed and sealed and the signature must be verified on any electronic copies.

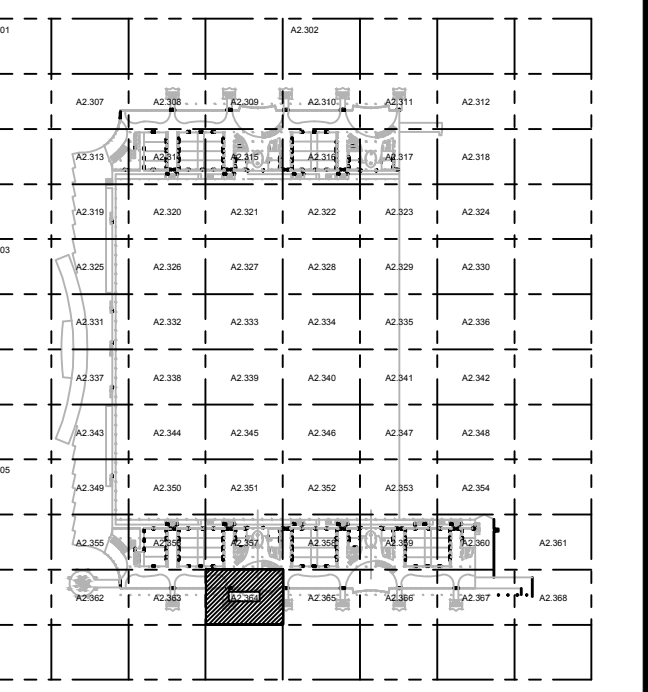


ELECTRICAL DEMO MEZZANINE PARTIAL FLOOR PLAN - PART 63

SCALE: 1/8"=1'-0"



FILE: Q:\PROJECT FILES\2018\2018-043_OCCC_NS_ACCESS_CONTROL_UPGRADE\DRAWINGS\1800-ED2.307-2018043.DWG
PRINTED: 05/14/2019 LAST SAVED BY: AMBERI




KEY PLAN

Issue: 05-10-19 100% CONSTRUCTION DOCUMENTS

No.	Date	Description

Project Name:
OCCC NORTH SOUTH BUILDINGS ACCESS CONTROL UPGRADE

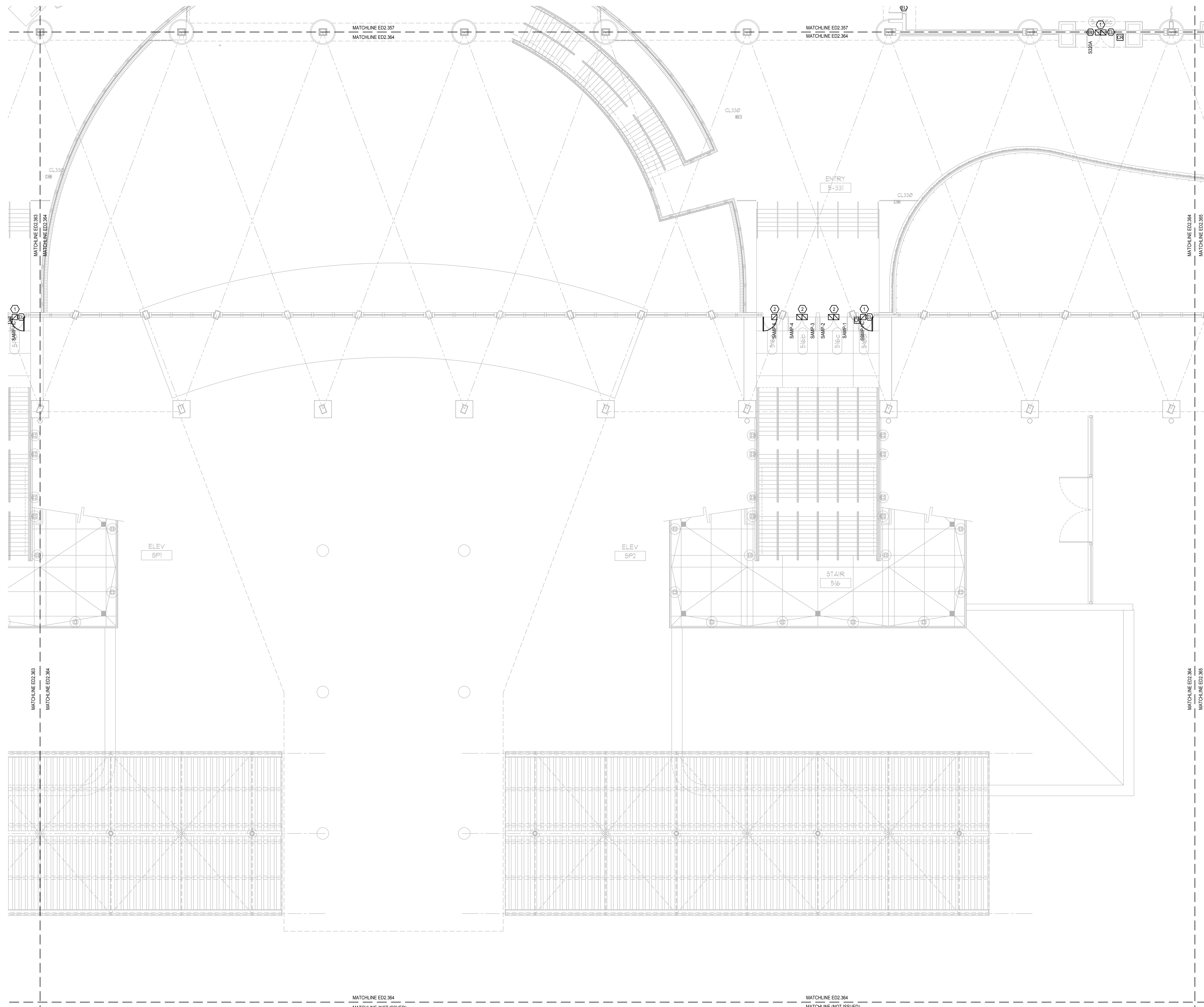
Project Number: 2018-043	Drawing File Name: 1800-ED2.307-2018043.DWG
Scale: AS SHOWN	Seal:
Design By: JR	
Drawn By: JR	
Checked By: JLM	
Engineer of Record:	
Justin L. Munde License Number: FL70700	

Sheet Name:
ELECTRICAL DEMO MEZZANINE PARTIAL FLOOR PLAN - PART 64

Sheet Number:
ED2.364

- GENERAL NOTES:**
- 1. REFER TO SYMBOL LEGEND ON SHEET ED.001, BOOK SPECIFICATIONS, RISER DIAGRAMS ON E5.000 SHEETS, AND DETAILS ON E8.000 SHEETS FOR ALL REQUIREMENTS.
 - 2. DEVICES ARE SHOWN IN APPROXIMATE LOCATIONS. LOCATE DEVICES WITHOUT INTERFERENCE OF OTHER EXISTING EQUIPMENT. COORDINATE INSTALLATION WITH EXISTING CONDITIONS PRIOR TO ROUGH-IN.
 - 3. EXISTING ACCESS CONTROL SYSTEM SHALL REMAIN UP AND OPERATIONAL PER AREA OF CONSTRUCTION. ACCESS CONTROL SYSTEM SHALL BE DECOMMISSIONED AND CUT OVER TO NEW SYSTEM ON A DOOR BY DOOR BASIS.
 - 4. ALL CONDUIT BACK BOXES, CABLING AND ACCESS CONTROL PANELS THAT ARE NOT TO BE REUSED FOR NEW ACCESS CONTROL SYSTEM SHALL BE REMOVED.
 - 5. CONTRACTOR SHALL WORK ONLY ON ACCESS CONTROL INFRASTRUCTURE AND ASSOCIATED POWER. CONTRACTOR SHALL NOT DISRUPT ANY OTHER EXISTING SYSTEMS. DISRUPTION OF OTHER EXISTING SYSTEMS SHALL BE THE CONTRACTOR'S RESPONSIBILITY TO RESTORE TO WORKING CONDITION.
 - 6. ALL ACCESS CONTROL DOORS OPERATED BY THE FIRE ALARM SYSTEM SHALL BE TESTED FOR OPERATION PRIOR TO COMMENCEMENT OF WORK.

- PLAN KEY NOTES:**
- 1. STUB UP FOR CARD READER, ELECTRIC STRIKE (OR ELECTRIC LATCH), AND DOOR POSITION SWITCH SHALL REMAIN. ALL DEVICES WILL BE REMOVED. CONDUIT AND WIRING FOR ASSOCIATED POWER SUPPLY TO BE REMOVED BACK TO SOURCE AND SOURCE PANEL TO HAVE NEW, TYPED SCHEDULE WITH CIRCUIT ENTRY UPDATED AS SPARE.
 - 2. STUB UP FOR DOOR POSITION SWITCH SHALL REMAIN. ALL DEVICES WILL BE REMOVED.
 - 3. ACS PANELS TO BE REMOVED ONLY AFTER NEW PANELS ARE UP & OPERATIONAL AND CONNECTED.



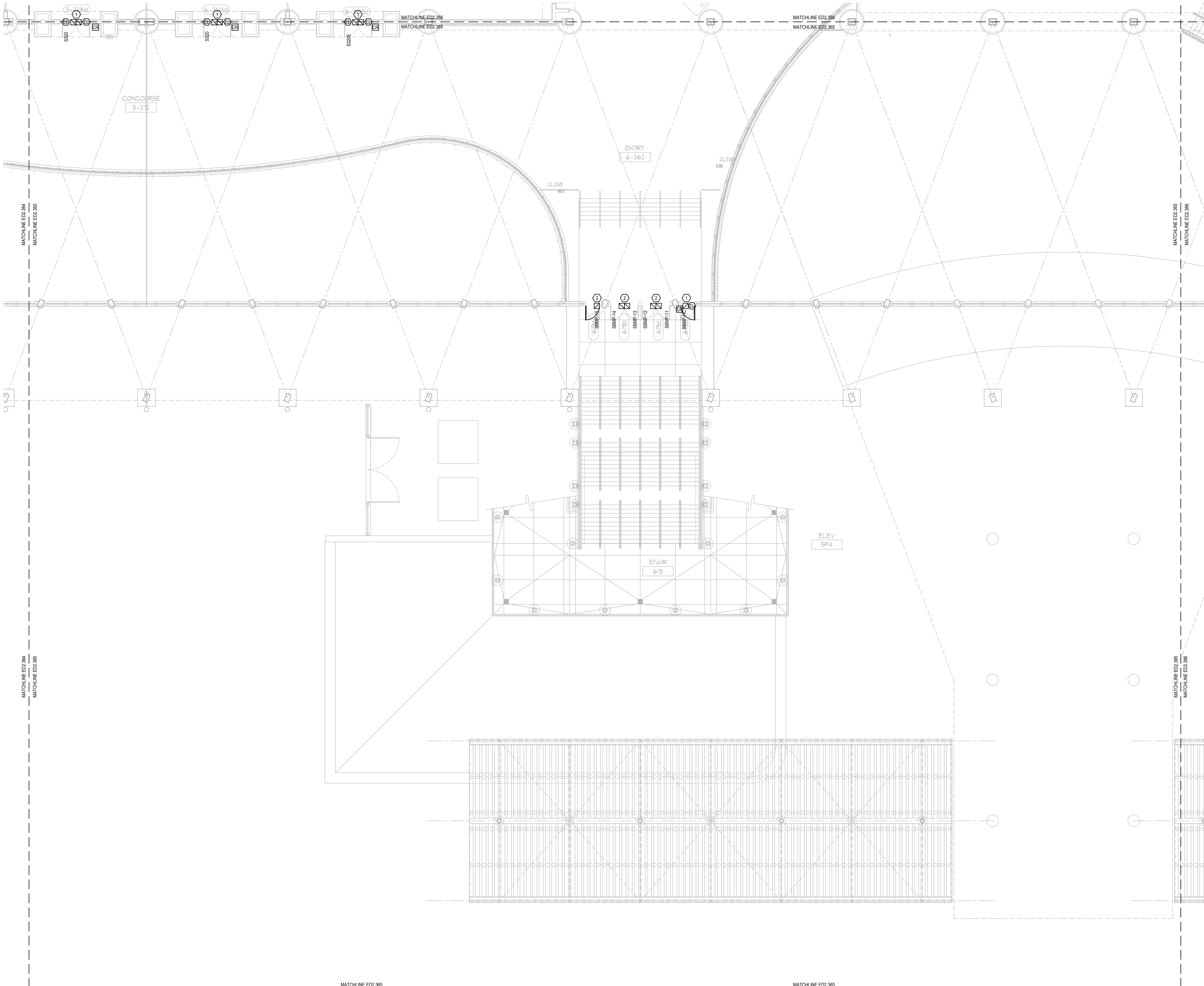
ELECTRICAL DEMO MEZZANINE PARTIAL FLOOR PLAN - PART 64

SCALE: 1/8"=1'-0"



FILE: G:\PROJECT FILES\2018\2018-043_OCCC_NS_ACCESS_CONTROL_UPGRADE_DRAWINGS\1800-ED2.307-2018043.DWG
 PRINTED: 05/14/2019

DATE PLOTTED: 05/14/2019 10:14:58 AM USER: JLM



GENERAL NOTES:

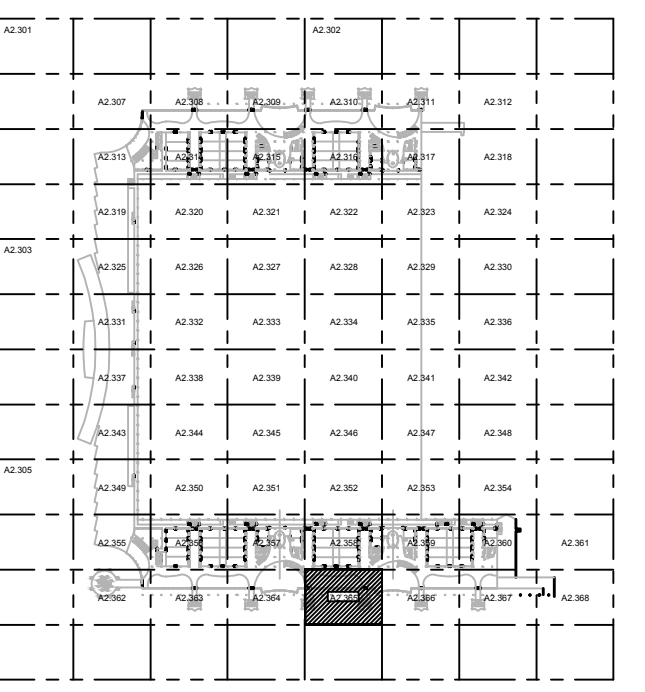
- 1. REFER TO SYMBOL LEGEND ON SHEET E0.001, BOOK SPECIFICATIONS, RISER DIAGRAMS ON E0.000 SHEETS, AND DETAILS ON E0.000 SHEETS FOR ALL REQUIREMENTS.
- 2. DEVICES ARE SHOWN IN APPROXIMATE LOCATIONS. LOCATE DEVICES WITHOUT INTERFERENCE OF OTHER EXISTING EQUIPMENT. COORDINATE INSTALLATION WITH EXISTING CONDITIONS PRIOR TO ROUGH-IN.
- 3. EXISTING ACCESS CONTROL SYSTEM SHALL REMAIN UP AND OPERATIONAL PER AREA OF CONSTRUCTION. ACCESS CONTROL SYSTEM SHALL BE DECOMMISSIONED AND CUT OVER TO NEW SYSTEM ON A DOOR BY DOOR BASIS.
- 4. ALL CONDUIT BACK BOXES, CABLING AND ACCESS CONTROL PANELS THAT ARE NOT TO BE REUSED FOR NEW ACCESS CONTROL SYSTEM SHALL BE REMOVED.
- 5. CONTRACTOR SHALL WORK ONLY ON ACCESS CONTROL INFRASTRUCTURE AND ASSOCIATED POWER. CONTRACTOR SHALL NOT DISRUPT ANY OTHER EXISTING SYSTEM. DISRUPTION OF OTHER EXISTING SYSTEMS SHALL BE THE CONTRACTOR'S RESPONSIBILITY TO RESTORE TO WORKING CONDITION.
- 6. ALL ACCESS CONTROL DOORS OPERATED BY THE FIRE ALARM SYSTEM SHALL BE TESTED FOR OPERATION PRIOR TO COMMENCEMENT OF WORK.

PLAN KEY NOTES:

1. STUB UP FOR CARD READER, ELECTRIC STRIKE (OR ELECTRIC LATCH), AND DOOR POSITION SWITCH SHALL REMAIN. ALL DEVICES WILL BE REMOVED. CONDUIT AND WIRING FOR ASSOCIATED POWER SUPPLY TO BE REMOVED BACK TO SOURCE AND SOURCE PANEL TO HAVE NEW, TYPED SCHEDULE WITH CIRCUIT ENTRY UPDATED AS SPARE.
2. STUB UP FOR DOOR POSITION SWITCH SHALL REMAIN. ALL DEVICES WILL BE REMOVED.
3. ACS PANELS TO BE REMOVED ONLY AFTER NEW PANELS ARE UP & OPERATIONAL AND CONNECTED.



Orange County Convention Center
P. O. Box 691509
Orlando, Florida 32869



KEY PLAN

Issue: 05-10-19 100% CONSTRUCTION DOCUMENTS

No.	Date	Description

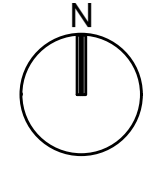
Project Name:
OCCC NORTH SOUTH BUILDINGS ACCESS CONTROL UPGRADE

Project Number: 2018-043	Drawing File Name: 1800-ED2.307-2018043.DWG
Scale: AS SHOWN	Seal: JUSTIN L. LOWE STATE OF FLORIDA PROFESSIONAL ENGINEER
Design By: JR	Engineer of Record: JUSTIN L. MANUELL FL70700
Drawn By: JR	
Checked By: JLM	

This item has been electronically signed and sealed by the individual named beside, using a dated Digital Signature, per F.A.C. Rule 61G15-23.004. Printed copies of this document are not considered signed and sealed and the signature must be verified on any electronic copies.

Sheet Name:
ELECTRICAL DEMO MEZZANINE PARTIAL FLOOR PLAN - PART 65

Sheet Number:
ED2.365



ELECTRICAL DEMO MEZZANINE PARTIAL FLOOR PLAN - PART 65

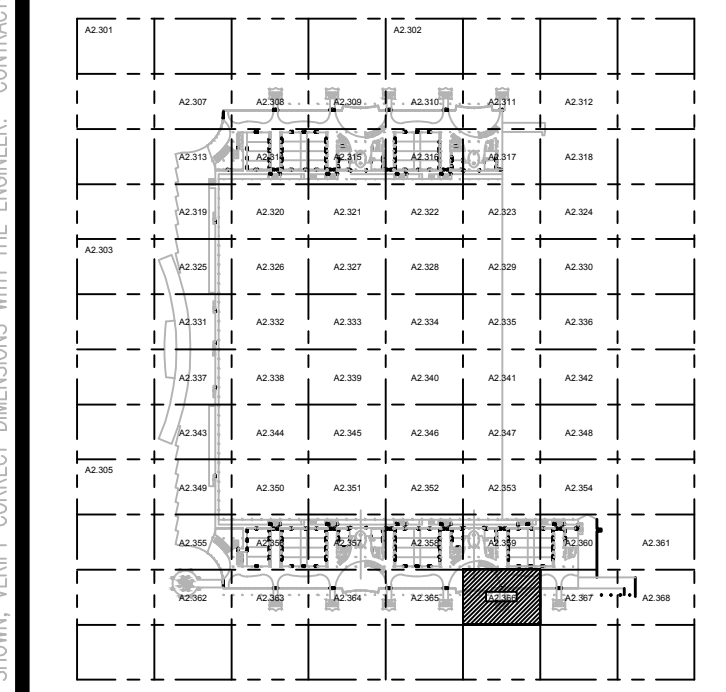
SCALE: 1/8"=1'-0"



MATCHLINE ED2.365
MATCHLINE (NOT ISSUED)
MATCHLINE ED2.365
MATCHLINE (NOT ISSUED)

Client Name:

**Orange County Convention Center
P. O. Box 691509
Orlando, Florida
32869**




Issue: 05-10-19 100% CONSTRUCTION DOCUMENTS

No.	Date	Description

Project Name:
OCCC NORTH SOUTH BUILDINGS ACCESS CONTROL UPGRADE

Project Number: 2018-043
Drawing File Name: 1800-ED2.307-2018043.DWG
Scale: AS SHOWN
Design By: JR
Drawn By: JR
Checked By: JLM
Engineer of Record: JUSTIN L. MUNDLE
License Number: FL70700



Sheet Name:
ELECTRICAL DEMO MEZZANINE PARTIAL FLOOR PLAN - PART 66

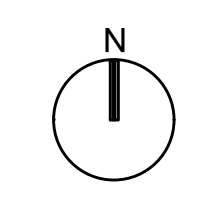
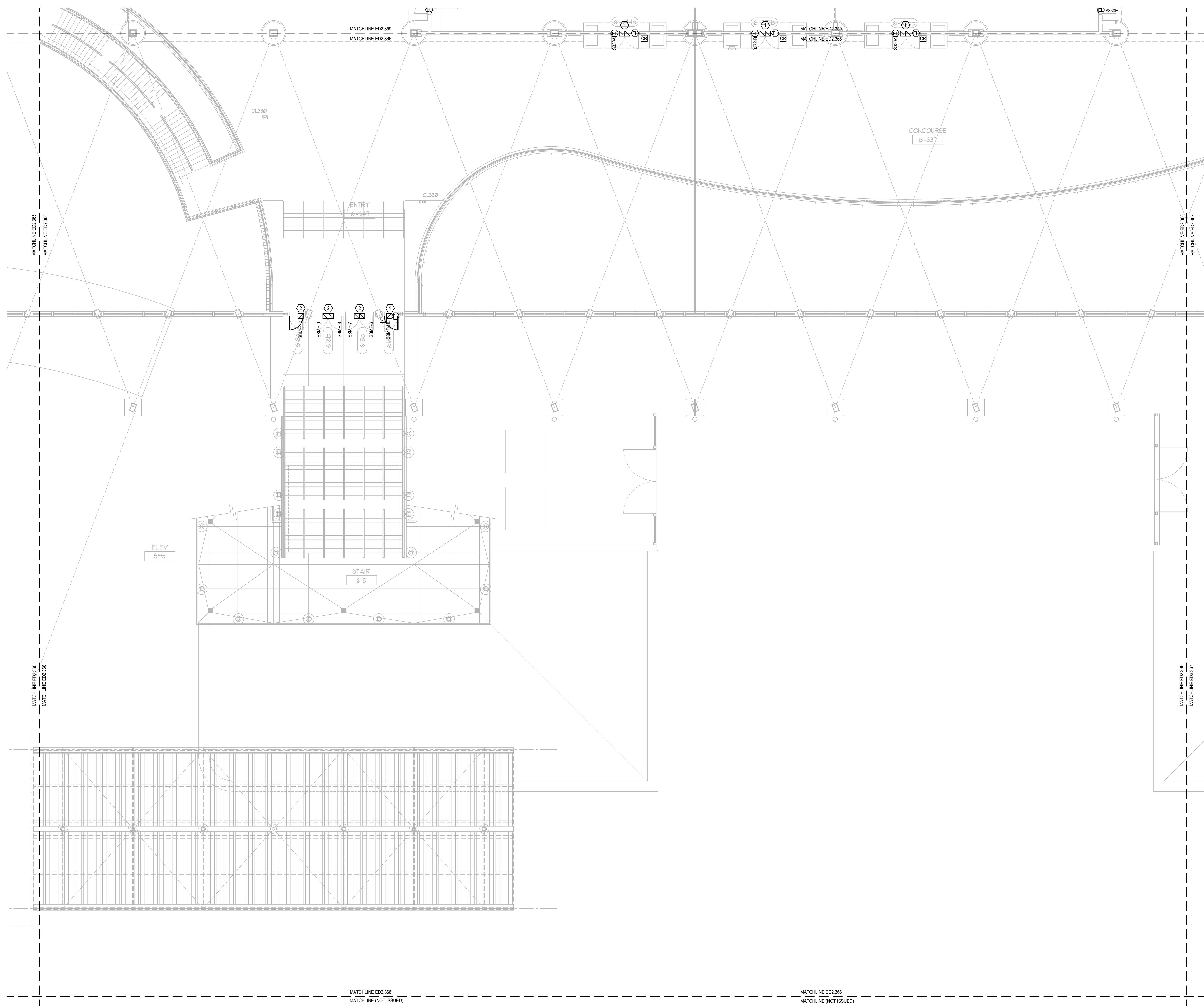
Sheet Number:
ED2.366

GENERAL NOTES:

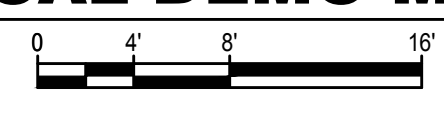
1. REFER TO SYMBOL LEGEND ON SHEET ED.001, BOOK SPECIFICATIONS, RISER DIAGRAMS ON E5.000 SHEETS, AND DETAILS ON E8.000 SHEETS FOR ALL REQUIREMENTS.
2. DEVICES ARE SHOWN IN APPROXIMATE LOCATIONS. LOCATE DEVICES WITHOUT INTERFERENCE OF OTHER EXISTING EQUIPMENT. COORDINATE INSTALLATION WITH EXISTING CONDITIONS PRIOR TO ROUGH-IN.
3. EXISTING ACCESS CONTROL SYSTEM SHALL REMAIN UP AND OPERATIONAL PER AREA OF CONSTRUCTION. ACCESS CONTROL SYSTEM SHALL BE DECOMMISSIONED AND CUT OVER TO NEW SYSTEM ON A DOOR BY DOOR BASIS.
4. ALL CONDUIT BACK BOXES, CABLING AND ACCESS CONTROL PANELS THAT ARE NOT TO BE REUSED FOR NEW ACCESS CONTROL SYSTEM SHALL BE REMOVED.
5. CONTRACTOR SHALL WORK ONLY ON ACCESS CONTROL INFRASTRUCTURE AND ASSOCIATED POWER. CONTRACTOR SHALL NOT DISRUPT ANY OTHER EXISTING SYSTEM. DISRUPTION OF OTHER EXISTING SYSTEMS SHALL BE THE CONTRACTOR'S RESPONSIBILITY TO RESTORE TO WORKING CONDITION.
6. ALL ACCESS CONTROL DOORS OPERATED BY THE FIRE ALARM SYSTEM SHALL BE TESTED FOR OPERATION PRIOR TO COMMENCEMENT OF WORK.

PLAN KEY NOTES:

1. STUB UP FOR CARD READER, ELECTRIC STRIKE (OR ELECTRIC LATCH), AND DOOR POSITION SWITCH SHALL REMAIN. ALL DEVICES WILL BE REMOVED. CONDUIT AND WIRING FOR ASSOCIATED POWER SUPPLY TO BE REMOVED BACK TO SOURCE AND SOURCE PANEL TO HAVE NEW, TYPED SCHEDULE WITH CIRCUIT ENTRY UPDATED AS SPARE.
2. STUB UP FOR DOOR POSITION SWITCH SHALL REMAIN. ALL DEVICES WILL BE REMOVED.
3. ACS PANELS TO BE REMOVED ONLY AFTER NEW PANELS ARE UP & OPERATIONAL AND CONNECTED.



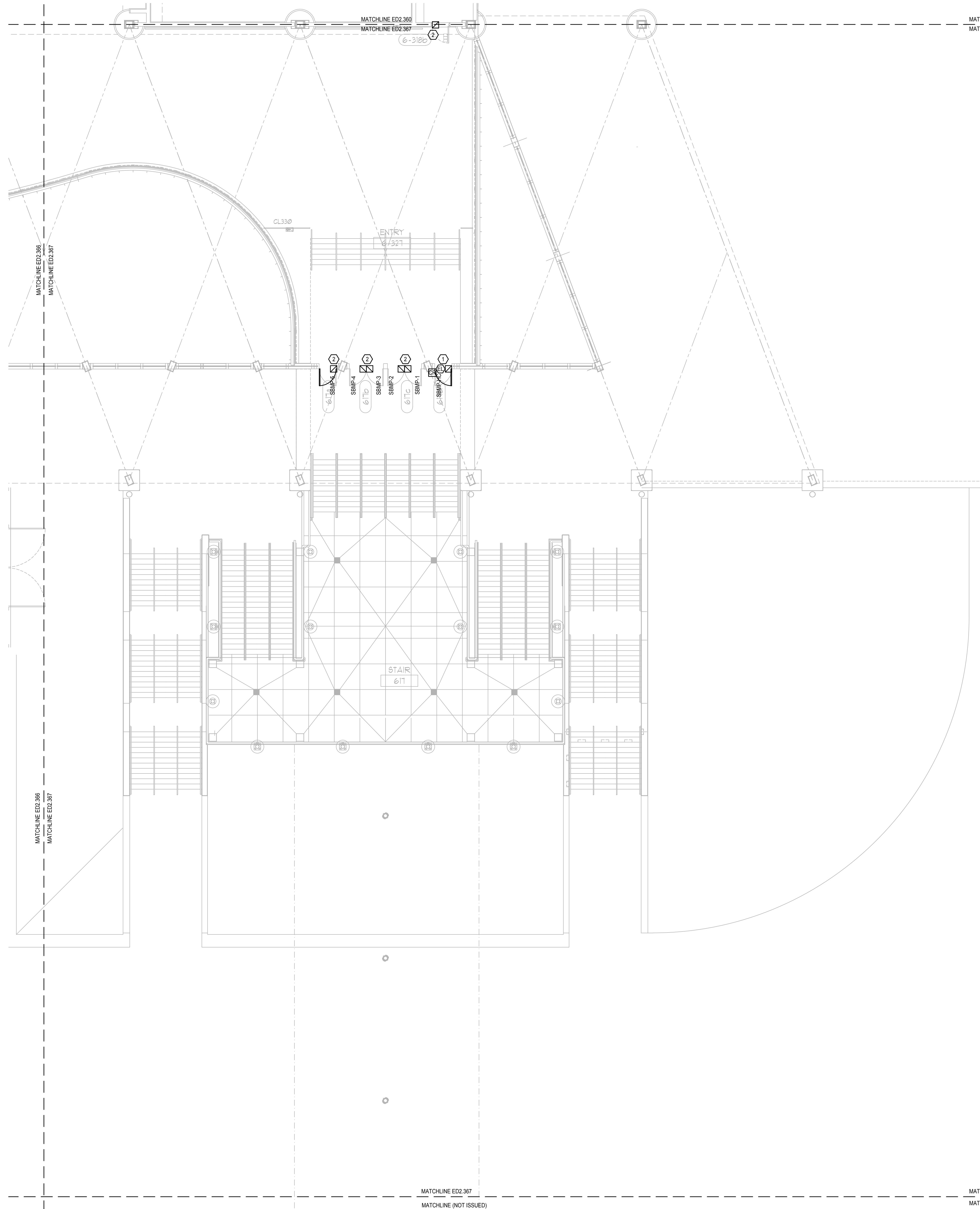
ELECTRICAL DEMO MEZZANINE PARTIAL FLOOR PLAN - PART 66
SCALE: 1/8"=1'-0"



This item has been electronically signed and sealed by the individual named beside, using a dated Digital Signature, per F.A.C. Rule 61G15-23.004. Printed copies of this document are not considered signed and sealed and the signature must be verified on any electronic copies.

FILE: Q:\PROJECT FILES\2018\2018-043_OCCC_NS_ACCESS_CONTROL_UPGRADE\DRAWINGS\1800-ED2.307-2018043.DWG
PRINTED: 05/14/2019 1:51:29 PM
LAST SAVED BY: AMBER

FILE: Q:\PROJECT FILES\2018-2019-043_OCCC_NS_ACCESS_CONTROL_UPGRADE_DRAWINGS\1600-ED2.307-2018043.DWG
 PRINTED: 05/14/2019 LAST SAVED BY: AMBERI



GENERAL NOTES:

- 1. REFER TO SYMBOL LEGEND ON SHEET ED.001, BOOK SPECIFICATIONS, RISER DIAGRAMS ON E5.000 SHEETS, AND DETAILS ON E8.000 SHEETS FOR ALL REQUIREMENTS.
- 2. DEVICES ARE SHOWN IN APPROXIMATE LOCATIONS. LOCATE DEVICES WITHOUT INTERFERENCE OF OTHER EXISTING EQUIPMENT. COORDINATE INSTALLATION WITH EXISTING CONDITIONS PRIOR TO ROUGH-IN.
- 3. EXISTING ACCESS CONTROL SYSTEM SHALL REMAIN UP AND OPERATIONAL PER AREA OF CONSTRUCTION. ACCESS CONTROL SYSTEM SHALL BE DECOMMISSIONED AND CUT OVER TO NEW SYSTEM ON A DOOR BY DOOR BASIS.
- 4. ALL CONDUIT BACK BOXES, CABLING AND ACCESS CONTROL PANELS THAT ARE NOT TO BE REUSED FOR NEW ACCESS CONTROL SYSTEM SHALL BE REMOVED.
- 5. CONTRACTOR SHALL WORK ONLY ON ACCESS CONTROL INFRASTRUCTURE AND ASSOCIATED POWER. CONTRACTOR SHALL NOT DISRUPT ANY OTHER EXISTING SYSTEM. DISRUPTION OF OTHER EXISTING SYSTEMS SHALL BE THE CONTRACTOR'S RESPONSIBILITY TO RESTORE TO WORKING CONDITION.
- 6. ALL ACCESS CONTROL DOORS OPERATED BY THE FIRE ALARM SYSTEM SHALL BE TESTED FOR OPERATION PRIOR TO COMMENCEMENT OF WORK.

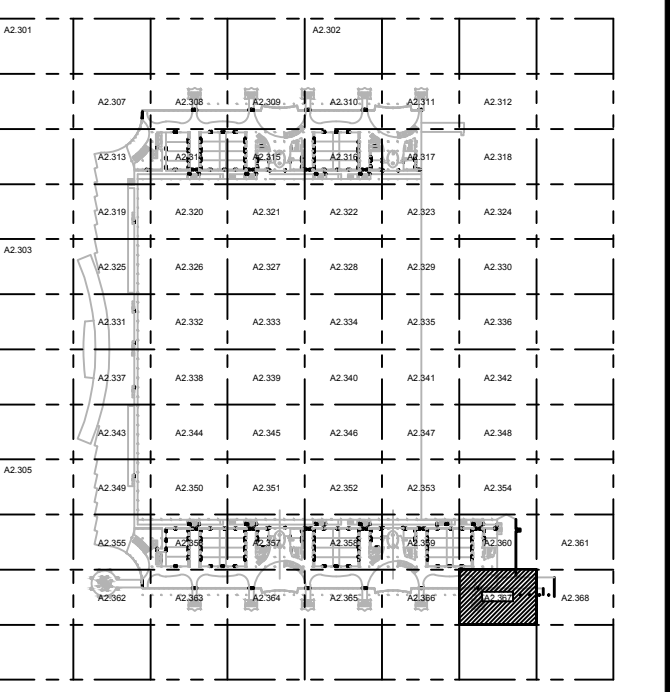
PLAN KEY NOTES:

- 1. STUB UP FOR CARD READER, ELECTRIC STRIKE (OR ELECTRIC LATCH), AND DOOR POSITION SWITCH SHALL REMAIN. ALL DEVICES WILL BE REMOVED. CONDUIT AND WIRING FOR ASSOCIATED POWER SUPPLY TO BE REMOVED BACK TO SOURCE AND SOURCE PANEL TO HAVE NEW, TYPED SCHEDULE WITH CIRCUIT ENTRY UPDATED AS SPARE.
- 2. STUB UP FOR DOOR POSITION SWITCH SHALL REMAIN. ALL DEVICES WILL BE REMOVED.
- 3. ACS PANELS TO BE REMOVED ONLY AFTER NEW PANELS ARE UP & OPERATIONAL AND CONNECTED.

SGM ENGINEERING INC.
 MEP CONSULTING ENGINEERS
 CA 0000038
 935 LAKE BALDWIN LANE
 ORLANDO, FL 32814
 TEL: 407-767-5188
 FAX: 407-767-5722
 WWW.SGMENGINEERING.COM
 COPYRIGHT © 2018 SGM ENGINEERING, INC.

Client Name:

**Orange County
 Convention Center**
 P. O. Box 691509
 Orlando, Florida
 32869




KEY PLAN

Issue: 05-10-19 100% CONSTRUCTION DOCUMENTS

No.	Date	Description

Project Name:
**OCC NORTH SOUTH
 BUILDINGS
 ACCESS CONTROL
 UPGRADE**

Project Number: 2018-043
 Drawing File Name: 1600-ED2.307-2018043.DWG
 Scale: AS SHOWN
 Design By: JR
 Drawn By: JR
 Checked By: JLM
 Engineer of Record:
 JUSTIN L. MANDELL
 License Number: FL70700



This item has been electronically signed and sealed by the individual named beside, using a dated Digital Signature, per F.A.C. Rule 61G15-23.004. Printed copies of this document are not considered signed and sealed and the signature must be verified on any electronic copies.

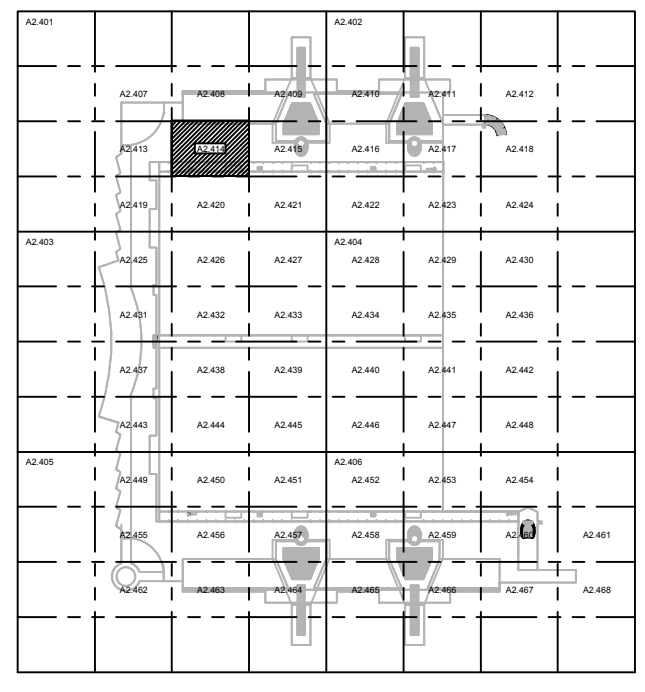
Sheet Name:
**ELECTRICAL DEMO
 MEZZANINE
 PARTIAL FLOOR
 PLAN - PART 67**

Sheet Number:
ED2.367

FILE: Q:\PROJECT FILES\2018\2018-043_OCCC_NS_ACCESS_CONTROL_UPGRADE\DRAWINGS\1600-ED2407-2018043.DWG
 PRINTED: 05/14/2019 LAST SAVED BY: AMBERI

- GENERAL NOTES:**
- REFER TO SYMBOL LEGEND ON SHEET ED.001, BOOK SPECIFICATIONS, RISER DIAGRAMS ON E5.000 SHEETS, AND DETAILS ON E8.000 SHEETS FOR ALL REQUIREMENTS.
 - DEVICES ARE SHOWN IN APPROXIMATE LOCATIONS. LOCATE DEVICES WITHOUT INTERFERENCE OF OTHER EXISTING EQUIPMENT. COORDINATE INSTALLATION WITH EXISTING CONDITIONS PRIOR TO ROUGH-IN.
 - EXISTING ACCESS CONTROL SYSTEM SHALL REMAIN UP AND OPERATIONAL PER AREA OF CONSTRUCTION. ACCESS CONTROL SYSTEM SHALL BE DECOMMISSIONED AND CUT OVER TO NEW SYSTEM ON A DOOR BY DOOR BASIS.
 - ALL CONDUIT, BACK BOXES, CABLING AND ACCESS CONTROL PANELS THAT ARE NOT TO BE REUSED FOR NEW ACCESS CONTROL SYSTEM SHALL BE REMOVED.
 - CONTRACTOR SHALL WORK ONLY ON ACCESS CONTROL INFRASTRUCTURE AND ASSOCIATED POWER. CONTRACTOR SHALL NOT DISRUPT ANY OTHER EXISTING SYSTEM. DISRUPTION OF OTHER EXISTING SYSTEMS SHALL BE THE CONTRACTOR'S RESPONSIBILITY TO RESTORE TO WORKING CONDITION.


- PLAN KEY NOTES:**
- STUB UP FOR CARD READER, ELECTRIC STRIKE (OR ELECTRIC LATCH), AND DOOR POSITION SWITCH SHALL REMAIN. ALL DEVICES WILL BE REMOVED. CONDUIT AND WIRING FOR ASSOCIATED POWER SUPPLY TO BE REMOVED BACK TO SOURCE AND SOURCE PANEL TO HAVE NEW, TYPED SCHEDULE WITH CIRCUIT ENTRY UPDATED AS SPARE.
 - ACS PANELS TO BE REMOVED ONLY AFTER NEW PANELS ARE UP & OPERATIONAL AND CONNECTED.



Issue: 05-10-19 100% CONSTRUCTION DOCUMENTS

No.	Date	Description

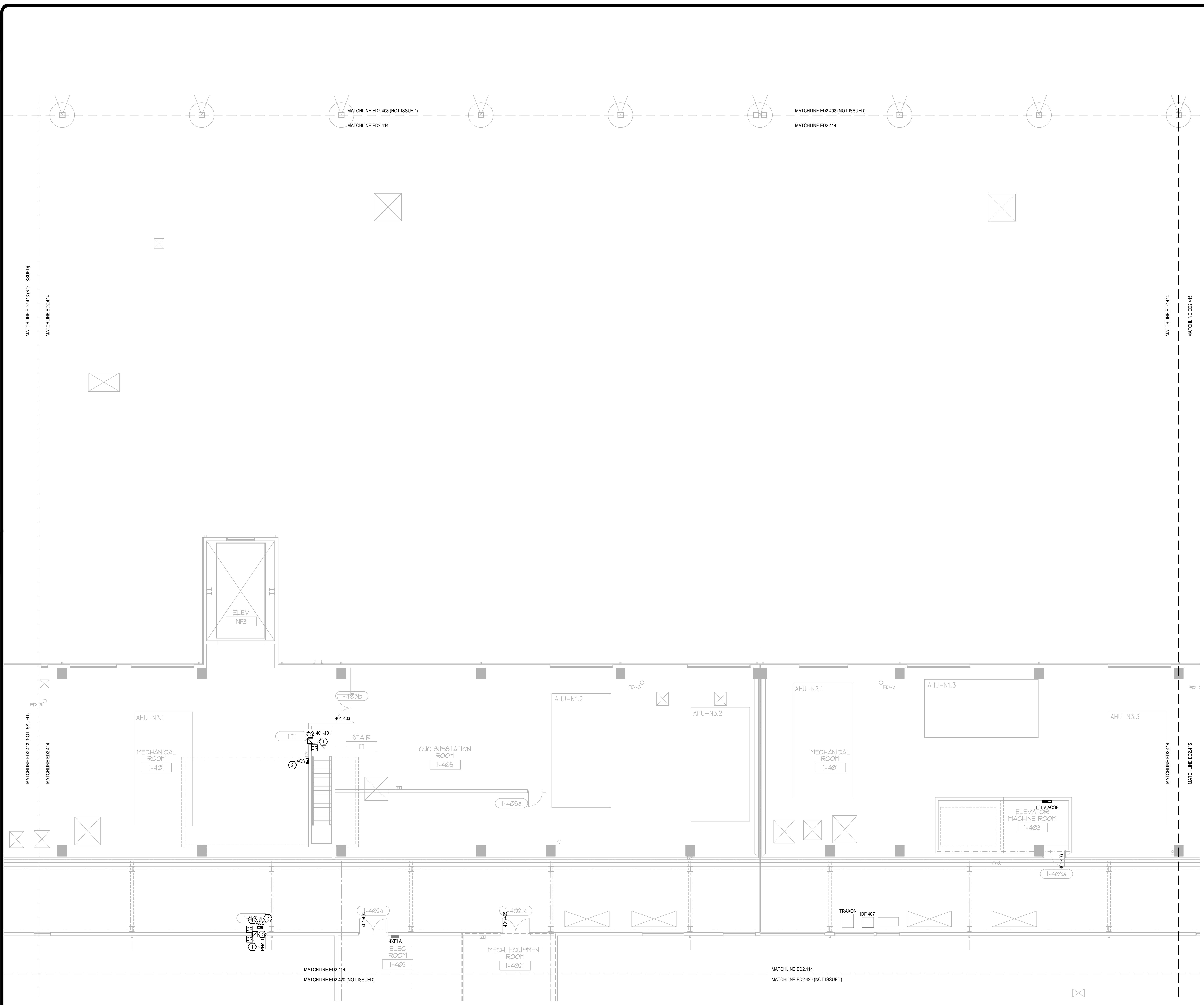
Project Name:
OCCC NORTH SOUTH BUILDINGS ACCESS CONTROL UPGRADE

Project Number: 2018-043	Drawing File Name: 1600-ED2407-2018043.DWG
Scale: AS SHOWN	Seal: 
Design By: JR	Engineer of Record: JUSTIN L. MANDELL
Drawn By: JR	License Number: FL70700
Checked By: JLM	

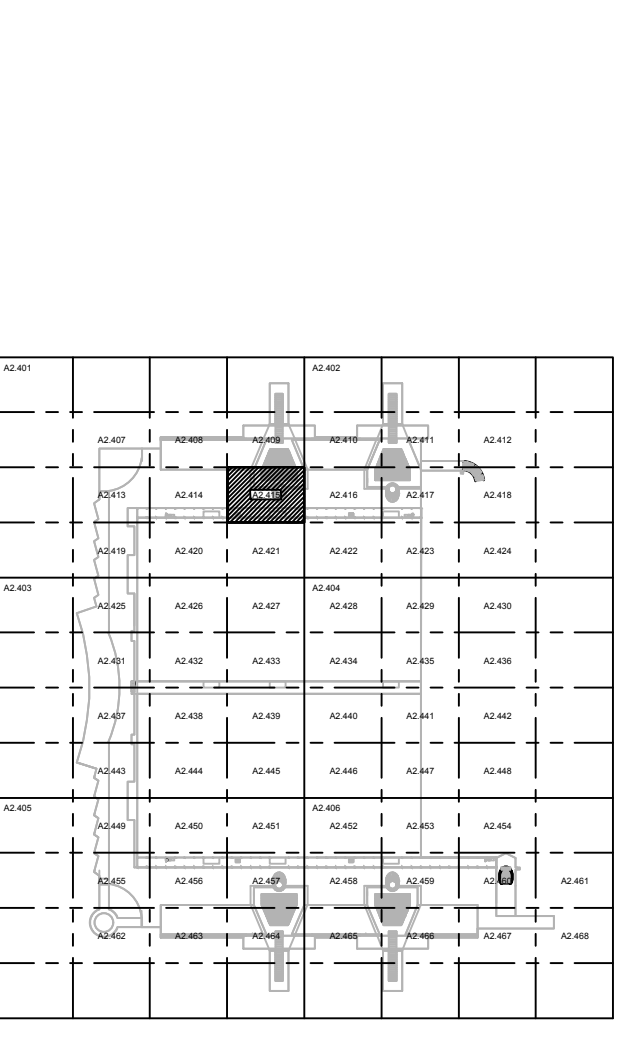
This item has been electronically signed and sealed by the individual named beside, using a dated Digital Signature, per F.A.C. Rule 61G15-23.004. Printed copies of this document are not considered signed and sealed and the signature must be verified on any electronic copies.

Sheet Name:
ELECTRICAL DEMO PENTHOUSE PARTIAL FLOOR PLAN - PART 14

Sheet Number:
ED2.414



ELECTRICAL DEMO PENTHOUSE PARTIAL FLOOR PLAN - PART 14
 SCALE: 1/8"=1'-0"

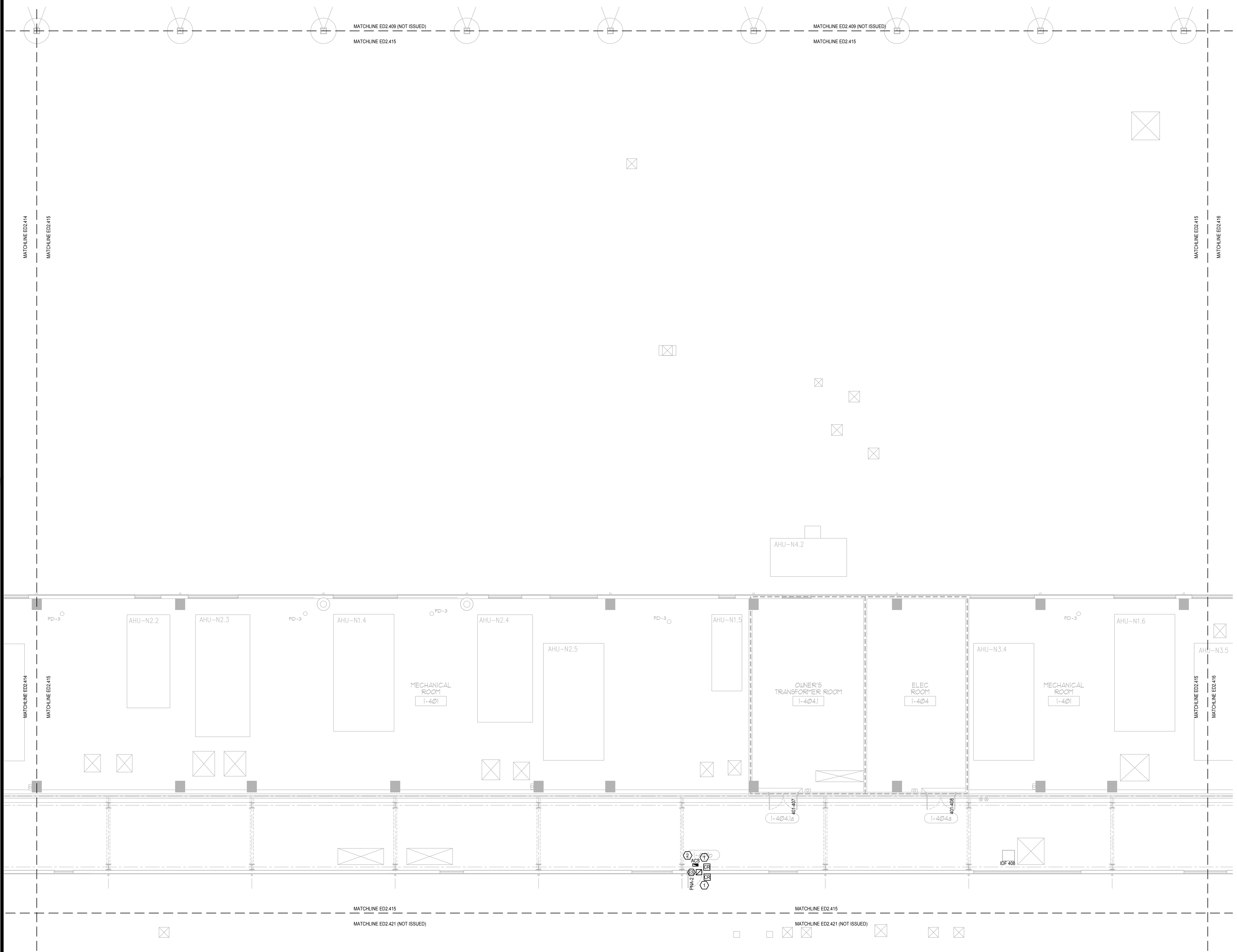


GENERAL NOTES:

- 1. REFER TO: SYMBOL LEGEND ON SHEET ED001, BOOK SPECIFICATIONS, RISER DIAGRAMS ON E5.000 SHEETS, AND DETAILS ON E8.000 SHEETS FOR ALL REQUIREMENTS.
- 2. DEVICES ARE SHOWN IN APPROXIMATE LOCATIONS. LOCATE DEVICES WITHOUT INTERFERENCE OF OTHER EXISTING EQUIPMENT. COORDINATE INSTALLATION WITH EXISTING CONDITIONS PRIOR TO ROUGH-IN.
- 3. EXISTING ACCESS CONTROL SYSTEM SHALL REMAIN UP AND OPERATIONAL PER AREA OF CONSTRUCTION. ACCESS CONTROL SYSTEM SHALL BE DECOMMISSIONED AND CUT OVER TO NEW SYSTEM ON A DOOR BY DOOR BASIS.
- 4. ALL CONDUIT BACK BOXES, CABLING AND ACCESS CONTROL PANELS THAT ARE NOT TO BE REUSED FOR NEW ACCESS CONTROL SYSTEM SHALL BE REMOVED.
- 5. CONTRACTOR SHALL WORK ONLY ON ACCESS CONTROL INFRASTRUCTURE AND ASSOCIATED POWER. CONTRACTOR SHALL NOT DISRUPT ANY OTHER EXISTING SYSTEM. DISRUPTION OF OTHER EXISTING SYSTEMS SHALL BE THE CONTRACTOR'S RESPONSIBILITY TO RESTORE TO WORKING CONDITION.

PLAN KEY NOTES:

- 1. STUB UP FOR CARD READER, ELECTRIC STRIKE (OR ELECTRIC LATCH), AND DOOR POSITION SWITCH SHALL REMAIN. ALL DEVICES WILL BE REMOVED. CONDUIT AND WIRING FOR ASSOCIATED POWER SUPPLY TO BE REMOVED BACK TO SOURCE AND SOURCE PANEL TO HAVE NEW, TYPED SCHEDULE WITH CIRCUIT ENTRY UPDATED AS SPARE.
- 2. ACS PANELS TO BE REMOVED ONLY AFTER NEW PANELS ARE UP & OPERATIONAL AND CONNECTED.




ELECTRICAL DEMO PENTHOUSE PARTIAL FLOOR PLAN - PART 15
 SCALE: 1/8"=1'-0"


This item has been electronically signed and sealed by the individual named beside, using a dated Digital Signature, per F.A.C. Rule 61G15-23.004. Printed copies of this document are not considered signed and sealed and the signature must be verified on any electronic copies.

Issue: 05-10-19 100% CONSTRUCTION DOCUMENTS

No.	Date	Description

Project Name:
OCCC NORTH SOUTH BUILDINGS ACCESS CONTROL UPGRADE

Project Number: 2018-043
 Drawing File Name: 1800-ED2407-2018043.DWG
 Scale: AS SHOWN
 Design By: JR
 Drawn By: JR
 Checked By: JLM
 Engineer of Record:
 JUSTIN L. MANDRELL
 License Number: FL70700


Sheet Name:
ELECTRICAL DEMO PENTHOUSE PARTIAL FLOOR PLAN - PART 15

Sheet Number:
ED2.415

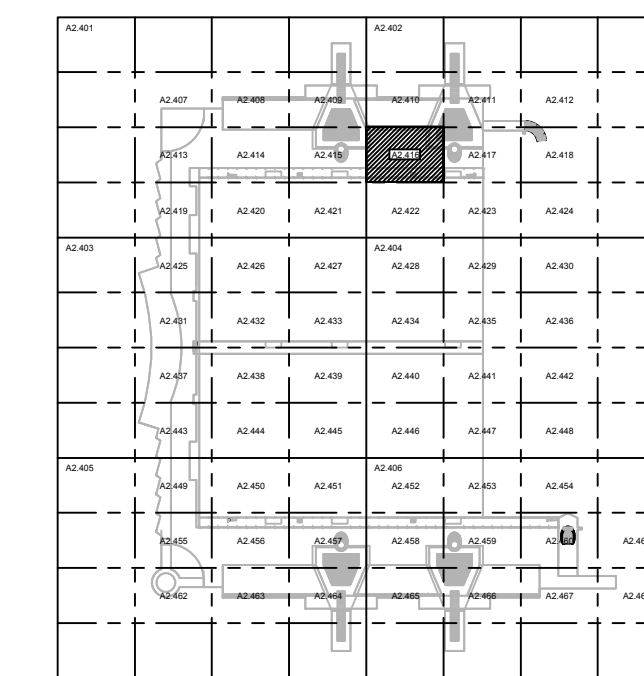
Client Name:



Orange County Convention Center
P. O. Box 691509
Orlando, Florida
32869

PLAN KEY NOTES:

- STUB UP FOR CARD READER, ELECTRIC STRIKE (OR ELECTRIC LATCH), AND DOOR POSITION SWITCH SHALL REMAIN. ALL DEVICES WILL BE REMOVED. CONDUIT AND WIRING FOR ASSOCIATED POWER SUPPLY TO BE REMOVED BACK TO SOURCE AND SOURCE PANEL TO HAVE NEW, TYPED SCHEDULE WITH CIRCUIT ENTRY UPDATED AS SPARE.
- ACS PANELS TO BE REMOVED ONLY AFTER NEW PANELS ARE UP & OPERATIONAL AND CONNECTED.



KEY PLAN

Issue: 05-10-19 100% CONSTRUCTION DOCUMENTS

No.	Date	Description

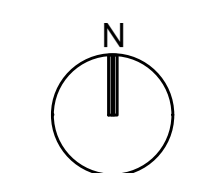

Project Name:
OCCC NORTH SOUTH BUILDINGS ACCESS CONTROL UPGRADE

Project Number: 2018-043	Drawing File Name: 1800-ED2407-2018043.DWG
Scale: AS SHOWN	Seal: JUSTIN L. MANDELL
Design By: JR	No. 70700
Drawn By: JR	STATE OF FLORIDA
Checked By: JLM	PROFESSIONAL ENGINEER
Engineer of Record: JUSTIN L. MANDELL	
License Number: FL70700	

This item has been electronically signed and sealed by the individual named beside, using a dated Digital Signature, per F.A.C. Rule 61G15-23.004. Printed copies of this document are not considered signed and sealed and the signature must be verified on any electronic copies.

Sheet Name:
ELECTRICAL DEMO PENTHOUSE PARTIAL FLOOR PLAN - PART 16

Sheet Number:
ED2.416



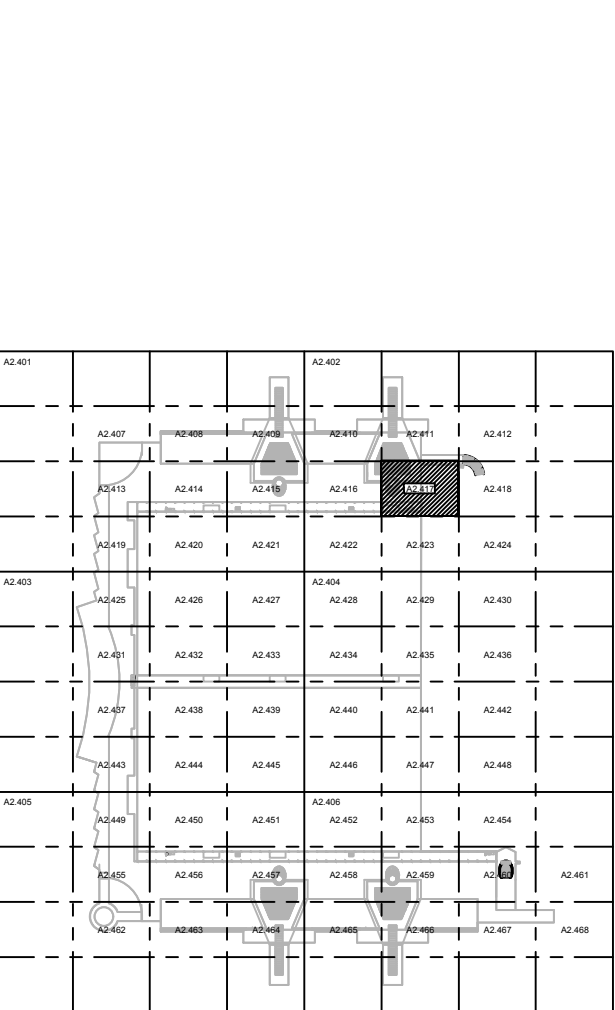
ELECTRICAL DEMO PENTHOUSE PARTIAL FLOOR PLAN - PART 16

SCALE: 1/8"=1'-0"
0 4 8 16

FILE: G:\PROJECT FILES\2018\2018-043_OCCC_NS_ACCESS_CONTROL_UPGRADE_DRAWINGS\1800-ED2407-2018043.DWG
PRINTED: 05/14/2019

Client Name:

**Orange County
 Convention Center**
P. O. Box 691509
Orlando, Florida
32869




KEY PLAN

Issue: 05-10-19 100% CONSTRUCTION DOCUMENTS

No.	Date	Description

Project Name:
OCCC NORTH SOUTH BUILDINGS ACCESS CONTROL UPGRADE

Project Number: 2018-043	Drawing File Name: 1800-ED2407-2018043.DWG
Scale: AS SHOWN	Seal: 
Design By: JR	Drawn By: JR
Checked By: JLM	Engineer of Record: JUSTIN L. MURRELL FL70700

Sheet Name:
ELECTRICAL DEMO PENTHOUSE PARTIAL FLOOR PLAN - PART 17

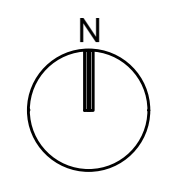
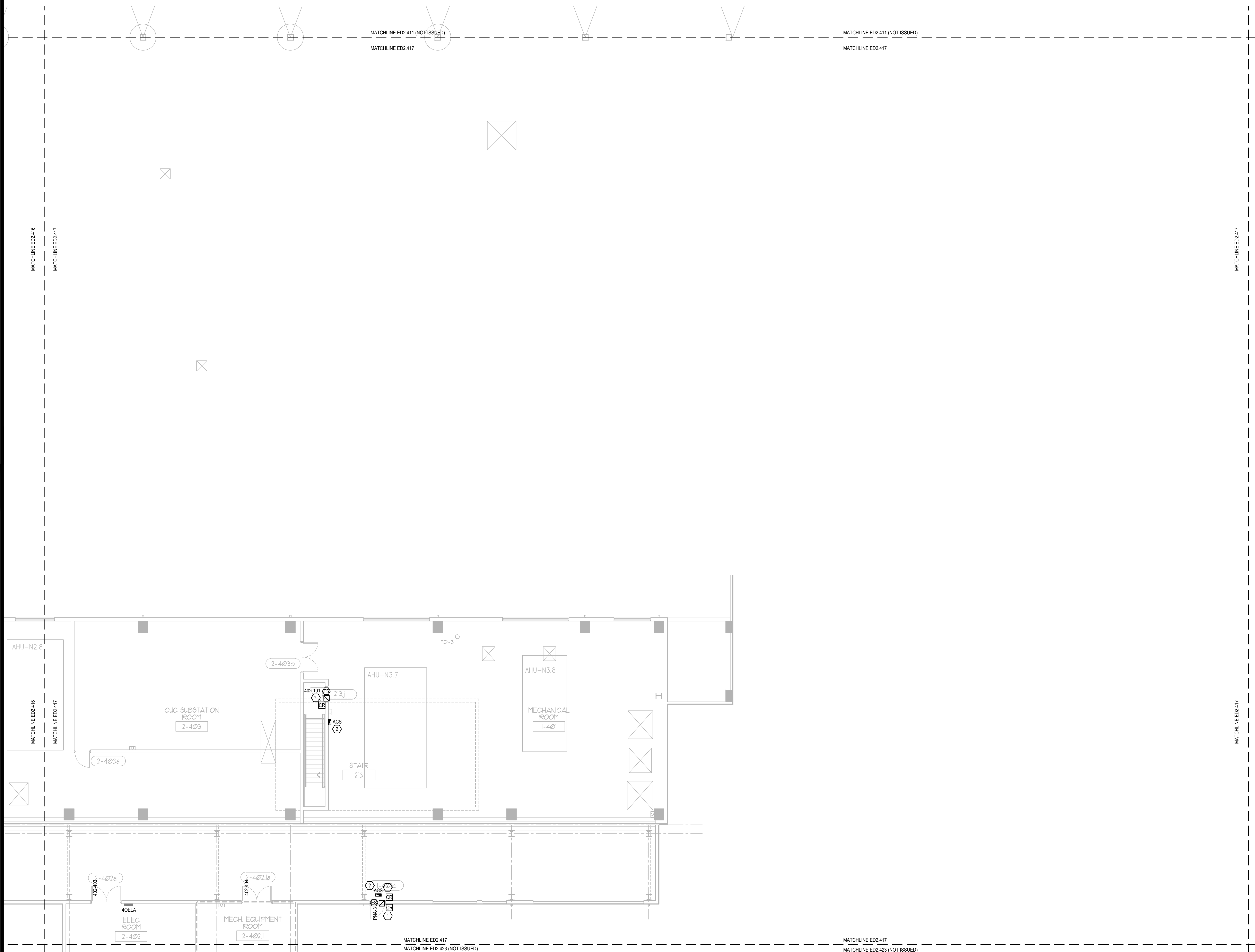
Sheet Number:
ED2.417

GENERAL NOTES:

1. REFER TO: SYMBOL LEGEND ON SHEET ED.001, BOOK SPECIFICATIONS, RISER DIAGRAMS ON E5.000 SHEETS, AND DETAILS ON E8.000 SHEETS FOR ALL REQUIREMENTS.
2. DEVICES ARE SHOWN IN APPROXIMATE LOCATIONS. LOCATE DEVICES WITHOUT INTERFERENCE OF OTHER EXISTING EQUIPMENT. COORDINATE INSTALLATION WITH EXISTING CONDITIONS PRIOR TO ROUGH-IN.
3. EXISTING ACCESS CONTROL SYSTEM SHALL REMAIN UP AND OPERATIONAL PER AREA OF CONSTRUCTION. ACCESS CONTROL SYSTEM SHALL BE DECOMMISSIONED AND CUT OVER TO NEW SYSTEM ON A DOOR BY DOOR BASIS.
4. ALL CONDUIT BACK BOXES, CABLING AND ACCESS CONTROL PANELS THAT ARE NOT TO BE REUSED FOR NEW ACCESS CONTROL SYSTEM SHALL BE REMOVED.
5. CONTRACTOR SHALL WORK ONLY ON ACCESS CONTROL INFRASTRUCTURE AND ASSOCIATED POWER. CONTRACTOR SHALL NOT DISRUPT ANY OTHER EXISTING SYSTEM. DISRUPTION OF OTHER EXISTING SYSTEMS SHALL BE THE CONTRACTOR'S RESPONSIBILITY TO RESTORE TO WORKING CONDITION.

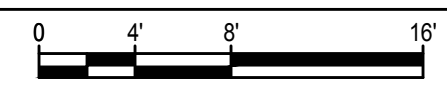
PLAN KEY NOTES:

1. STUB UP FOR CARD READER, ELECTRIC STRIKE (OR ELECTRIC LATCH), AND DOOR POSITION SWITCH SHALL REMAIN. ALL DEVICES WILL BE REMOVED. CONDUIT AND WIRING FOR ASSOCIATED POWER SUPPLY TO BE REMOVED BACK TO SOURCE AND SOURCE PANEL TO HAVE NEW, TYPED SCHEDULE WITH CIRCUIT ENTRY UPDATED AS SPARE.
2. ACS PANELS TO BE REMOVED ONLY AFTER NEW PANELS ARE UP & OPERATIONAL AND CONNECTED.



ELECTRICAL DEMO PENTHOUSE PARTIAL FLOOR PLAN - PART 17

SCALE: 1/8"=1'-0"



This item has been electronically signed and sealed by the individual named beside, using a dated Digital Signature, per F.A.C. Rule 61G15-23.004. Printed copies of this document are not considered signed and sealed and the signature must be verified on any electronic copies.

Client Name:



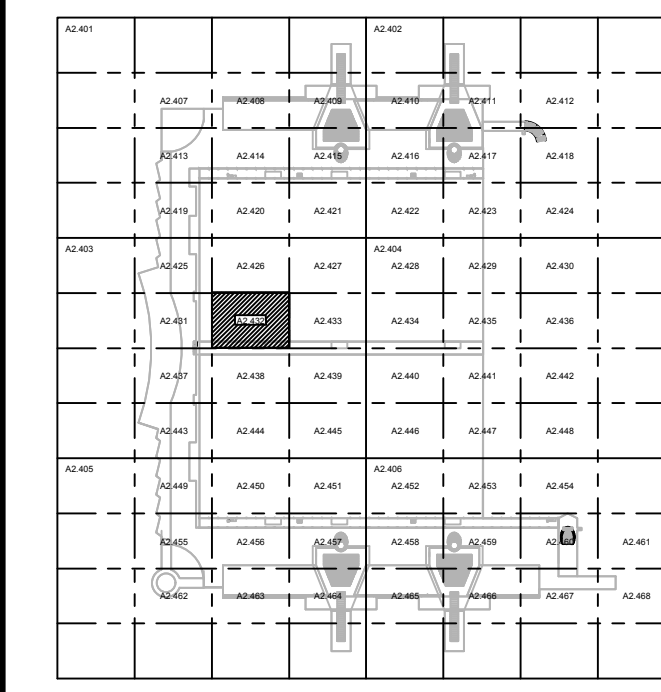
Orange County Convention Center
P. O. Box 691509
Orlando, Florida
32869

GENERAL NOTES:

1. REFER TO SYMBOL LEGEND ON SHEET ED 001, BOOK SPECIFICATIONS, RISER DIAGRAMS ON E5.000 SHEETS, AND DETAILS ON E8.000 SHEETS FOR ALL REQUIREMENTS.
2. DEVICES ARE SHOWN IN APPROXIMATE LOCATIONS. LOCATE DEVICES WITHOUT INTERFERENCE OF OTHER EXISTING EQUIPMENT. COORDINATE INSTALLATION WITH EXISTING CONDITIONS PRIOR TO ROUGH-IN.
3. EXISTING ACCESS CONTROL SYSTEM SHALL REMAIN UP AND OPERATIONAL PER AREA OF CONSTRUCTION. ACCESS CONTROL SYSTEM SHALL BE DECOMMISSIONED AND CUT OVER TO NEW SYSTEM ON A DOOR BY DOOR BASIS.
4. ALL CONDUIT BACK BOXES, CABLING AND ACCESS CONTROL PANELS THAT ARE NOT TO BE REUSED FOR NEW ACCESS CONTROL SYSTEM SHALL BE REMOVED.
5. CONTRACTOR SHALL WORK ONLY ON ACCESS CONTROL INFRASTRUCTURE AND ASSOCIATED POWER. CONTRACTOR SHALL NOT DISRUPT ANY OTHER EXISTING SYSTEM. DISRUPTION OF OTHER EXISTING SYSTEMS SHALL BE THE CONTRACTOR'S RESPONSIBILITY TO RESTORE TO WORKING CONDITION.

PLAN KEY NOTES:

1. STUB UP FOR CARD READER, ELECTRIC STRIKE (OR ELECTRIC LATCH), AND DOOR POSITION SWITCH SHALL REMAIN. ALL DEVICES WILL BE REMOVED. CONDUIT AND WIRING FOR ASSOCIATED POWER SUPPLY TO BE REMOVED BACK TO SOURCE AND SOURCE PANEL TO HAVE NEW, TYPED SCHEDULE WITH CIRCUIT ENTRY UPDATED AS SPARE.
2. ACS PANELS TO BE REMOVED ONLY AFTER NEW PANELS ARE UP & OPERATIONAL AND CONNECTED.




KEY PLAN

Issue: 05-10-19 100% CONSTRUCTION DOCUMENTS

No.	Date	Description


Project Name:
OCCC NORTH SOUTH BUILDINGS ACCESS CONTROL UPGRADE

Project Number: 2018-043	Drawing File Name: 1800-ED2407-2018043.DWG
Scale: AS SHOWN	Seal:
Design By: JR	
Drawn By: JR	
Checked By: JLM	
Engineer of Record: JUSTIN L. MUNKELL	
License Number: 70700	

This item has been electronically signed and sealed by the individual named beside, using a dated Digital Signature, per F.A.C. Rule 61G15-23.004. Printed copies of this document are not considered signed and sealed and the signature must be verified on any electronic copies.

Sheet Name:
ELECTRICAL DEMO PENTHOUSE PARTIAL FLOOR PLAN - PART 32

Sheet Number:
ED2.432



ELECTRICAL DEMO PENTHOUSE PARTIAL FLOOR PLAN - PART 32
SCALE: 1/8"=1'-0"

FILE: Q:\PROJECT FILES\2018\2018-043_OCCC_NS_ACCESS_CONTROL_UPGRADE_DRAWINGS\1800-ED2407-2018043.DWG
PRINTED: 05/14/2019 LAST SAVED BY: AMBERI

GENERAL NOTES:

- 1. REFER TO SYMBOL LEGEND ON SHEET E0.001, BOOK SPECIFICATIONS, RISER DIAGRAMS ON E5.000 SHEETS, AND DETAILS ON E8.000 SHEETS FOR ALL REQUIREMENTS.
- 2. DEVICES ARE SHOWN IN APPROXIMATE LOCATIONS. LOCATE DEVICES WITHOUT INTERFERENCE OF OTHER EXISTING EQUIPMENT. COORDINATE INSTALLATION WITH EXISTING CONDITIONS PRIOR TO ROUGH-IN.
- 3. EXISTING ACCESS CONTROL SYSTEM SHALL REMAIN UP AND OPERATIONAL PER AREA OF CONSTRUCTION. ACCESS CONTROL SYSTEM SHALL BE DECOMMISSIONED AND CUT OVER TO NEW SYSTEM ON A DOOR BY DOOR BASIS.
- 4. ALL CONDUIT BACK BOXES, CABLING AND ACCESS CONTROL PANELS THAT ARE NOT TO BE REUSED FOR NEW ACCESS CONTROL SYSTEM SHALL BE REMOVED.
- 5. CONTRACTOR SHALL WORK ONLY ON ACCESS CONTROL INFRASTRUCTURE AND ASSOCIATED POWER. CONTRACTOR SHALL NOT DISRUPT ANY OTHER EXISTING SYSTEM. DISRUPTION OF OTHER EXISTING SYSTEMS SHALL BE THE CONTRACTOR'S RESPONSIBILITY TO RESTORE TO WORKING CONDITION.

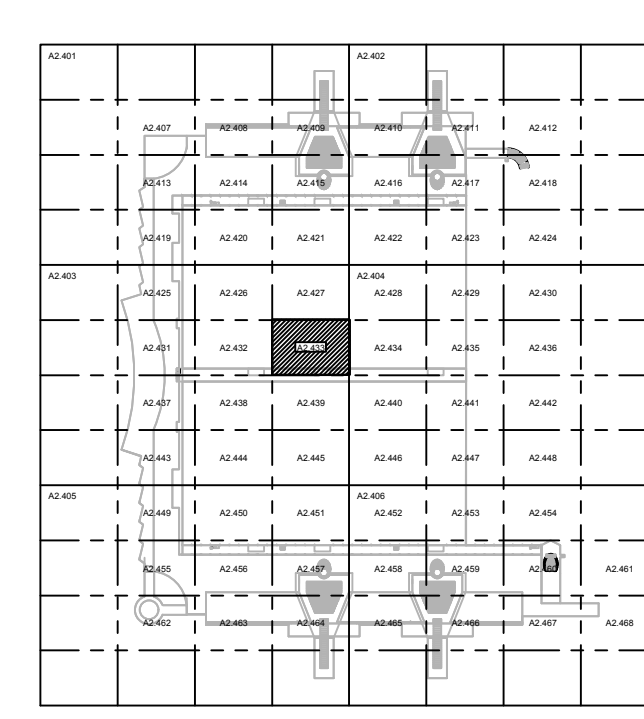
PLAN KEY NOTES:

- 1. STUB UP FOR CARD READER, ELECTRIC STRIKE (OR ELECTRIC LATCH), AND DOOR POSITION SWITCH SHALL REMAIN. ALL DEVICES WILL BE REMOVED. CONDUIT AND WIRING FOR ASSOCIATED POWER SUPPLY TO BE REMOVED BACK TO SOURCE AND SOURCE PANEL TO HAVE NEW, TYPED SCHEDULE WITH CIRCUIT ENTRY UPDATED AS SPARE.
- 2. ACS PANELS TO BE REMOVED ONLY AFTER NEW PANELS ARE UP & OPERATIONAL AND CONNECTED.

SGM ENGINEERING INC.
 MEP CONSULTING ENGINEERS
 CA 00000308
 935 LAKE BALDWIN LANE
 ORLANDO, FL 32814
 TEL: 407-767-5188
 FAX: 407-767-5772
 WWW.SGMENGINEERING.COM
 COPYRIGHT © 2018 SGM ENGINEERING, INC.

Client Name:

Orange County Convention Center
P. O. Box 691509
Orlando, Florida
32869




KEY PLAN

Issue: 05-10-19 100% CONSTRUCTION DOCUMENTS

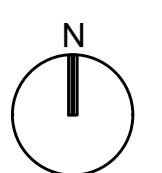
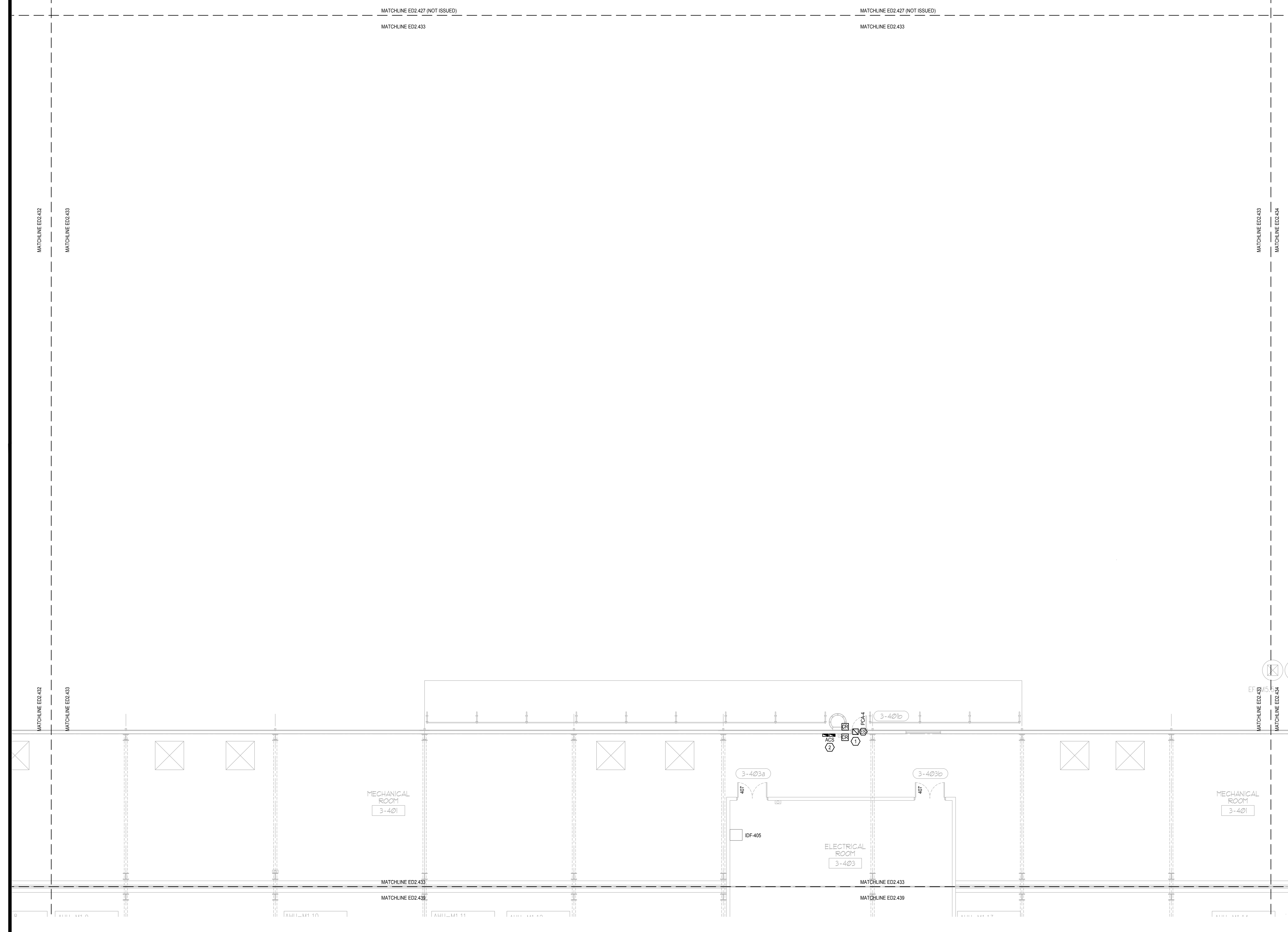
No.	Date	Description

Project Name:
OCCC NORTH SOUTH BUILDINGS ACCESS CONTROL UPGRADE


Project Number: 2018-043	Drawing File Name: 1800-ED2407-2018043.DWG
Scale: AS SHOWN	Seal:
Design By: JR	
Drawn By: JR	
Checked By: JLM	
Engineer of Record: JUSTIN L. MANDELL	
License Number: FL70700	

Sheet Name:
ELECTRICAL DEMO PENTHOUSE PARTIAL FLOOR PLAN - PART 33

Sheet Number:
ED2.433



ELECTRICAL DEMO PENTHOUSE PARTIAL FLOOR PLAN - PART 33

SCALE: 1/8"=1'-0"


This item has been electronically signed and sealed by the individual named beside, using a dated Digital Signature, per F.A.C. Rule 61G15-23.004. Printed copies of this document are not considered signed and sealed and the signature must be verified on any electronic copies.

GENERAL NOTES:

1. REFER TO: SYMBOL LEGEND ON SHEET ED 001, BOOK SPECIFICATIONS, RISER DIAGRAMS ON E5.000 SHEETS, AND DETAILS ON E8.000 SHEETS FOR ALL REQUIREMENTS.
2. DEVICES ARE SHOWN IN APPROXIMATE LOCATIONS. LOCATE DEVICES WITHOUT INTERFERENCE OF OTHER EXISTING EQUIPMENT. COORDINATE INSTALLATION WITH EXISTING CONDITIONS PRIOR TO ROUGH-IN.
3. EXISTING ACCESS CONTROL SYSTEM SHALL REMAIN UP AND OPERATIONAL PER AREA OF CONSTRUCTION. ACCESS CONTROL SYSTEM SHALL BE DECOMMISSIONED AND CUT OVER TO NEW SYSTEM ON A DOOR BY DOOR BASIS.
4. ALL CONDUIT BACK BOXES, CABLING AND ACCESS CONTROL PANELS THAT ARE NOT TO BE REUSED FOR NEW ACCESS CONTROL SYSTEM SHALL BE REMOVED.
5. CONTRACTOR SHALL WORK ONLY ON ACCESS CONTROL INFRASTRUCTURE AND ASSOCIATED POWER. CONTRACTOR SHALL NOT DISRUPT ANY OTHER EXISTING SYSTEM. DISRUPTION OF OTHER EXISTING SYSTEMS SHALL BE THE CONTRACTOR'S RESPONSIBILITY TO RESTORE TO WORKING CONDITION.

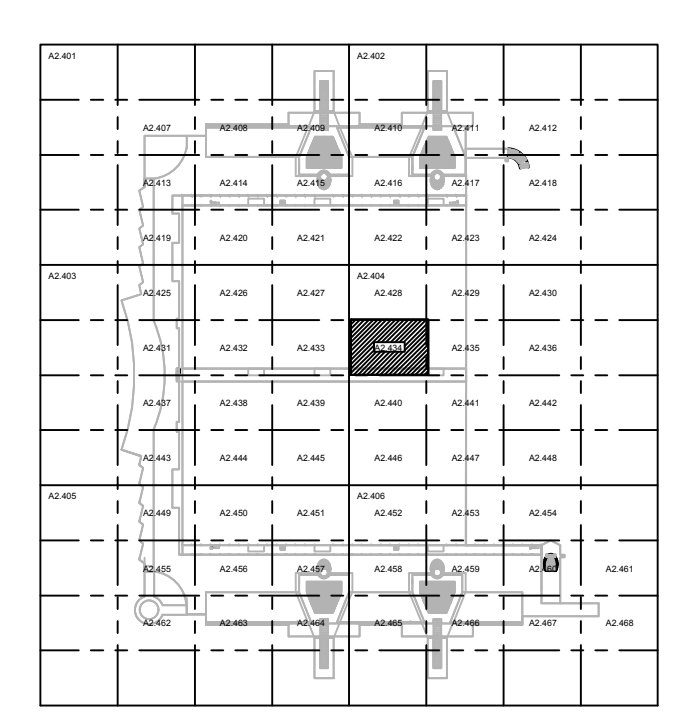
PLAN KEY NOTES:

1. STUB UP FOR CARD READER, ELECTRIC STRIKE (OR ELECTRIC LATCH), AND DOOR POSITION SWITCH SHALL REMAIN. ALL DEVICES WILL BE REMOVED. CONDUIT AND WIRING FOR ASSOCIATED POWER SUPPLY TO BE REMOVED BACK TO SOURCE AND SOURCE PANEL TO HAVE NEW, TYPED SCHEDULE WITH CIRCUIT ENTRY UPDATED AS SPARE.
2. ACS PANELS TO BE REMOVED ONLY AFTER NEW PANELS ARE UP & OPERATIONAL AND CONNECTED.



Client Name:

Orange County Convention Center
P. O. Box 691509
Orlando, Florida
32869




KEY PLAN

Issue: 05-10-19 100% CONSTRUCTION DOCUMENTS

No.	Date	Description


Project Name:
OCCC NORTH SOUTH BUILDINGS ACCESS CONTROL UPGRADE

Project Number: 2018-043	Drawing File Name: 1800-ED2407-2018043.DWG
Scale: AS SHOWN	Seal: 
Design By: JR	Engineer of Record: JUSTIN L. MANKELL
Drawn By: JR	License Number: FL70700
Checked By: JLM	

This item has been electronically signed and sealed by the individual named beside, using a dated Digital Signature, per F.A.C. Rule 61G15-23.004. Printed copies of this document are not considered signed and sealed and the signature must be verified on any electronic copies.

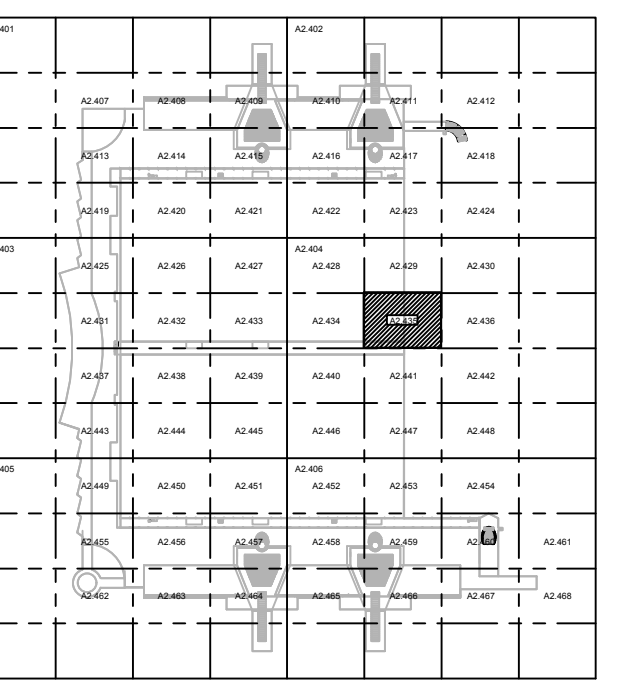
Sheet Name:
ELECTRICAL DEMO PENTHOUSE PARTIAL FLOOR PLAN - PART 34

Sheet Number:
ED2.434




ELECTRICAL DEMO PENTHOUSE PARTIAL FLOOR PLAN - PART 34
 SCALE: 1/8"=1'-0"


FILE: Q:\PROJECT FILES\2018\2018-043_OCCC_NS_ACCESS_CONTROL_UPGRADE_DRAWINGS\1800-ED2407-2018043.DWG
 PRINTED: 05/14/2019 LAST SAVED BY: AMBER

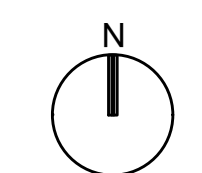



GENERAL NOTES:

- 1. REFER TO: SYMBOL LEGEND ON SHEET ED.001, BOOK SPECIFICATIONS, RISER DIAGRAMS ON E5.000 SHEETS, AND DETAILS ON E8.000 SHEETS FOR ALL REQUIREMENTS.
- 2. DEVICES ARE SHOWN IN APPROXIMATE LOCATIONS. LOCATE DEVICES WITHOUT INTERFERENCE OF OTHER EXISTING EQUIPMENT. COORDINATE INSTALLATION WITH EXISTING CONDITIONS PRIOR TO ROUGH-IN.
- 3. EXISTING ACCESS CONTROL SYSTEM SHALL REMAIN UP AND OPERATIONAL PER AREA OF CONSTRUCTION. ACCESS CONTROL SYSTEM SHALL BE DECOMMISSIONED AND CUT OVER TO NEW SYSTEM ON A DOOR BY DOOR BASIS.
- 4. ALL CONDUIT, BACK BOXES, CABLING AND ACCESS CONTROL PANELS THAT ARE NOT TO BE REUSED FOR NEW ACCESS CONTROL SYSTEM SHALL BE REMOVED.
- 5. CONTRACTOR SHALL WORK ONLY ON ACCESS CONTROL INFRASTRUCTURE AND ASSOCIATED POWER. CONTRACTOR SHALL NOT DISRUPT ANY OTHER EXISTING SYSTEM. DISRUPTION OF OTHER EXISTING SYSTEMS SHALL BE THE CONTRACTOR'S RESPONSIBILITY TO RESTORE TO WORKING CONDITION.

PLAN KEY NOTES:

- 1. STUB UP FOR CARD READER, ELECTRIC STRIKE (OR ELECTRIC LATCH), AND DOOR POSITION SWITCH SHALL REMAIN. ALL DEVICES WILL BE REMOVED. CONDUIT AND WIRING FOR ASSOCIATED POWER SUPPLY TO BE REMOVED BACK TO SOURCE AND SOURCE PANEL TO HAVE NEW, TYPED SCHEDULE WITH CIRCUIT ENTRY UPDATED AS SPARE.
- 2. ACS PANELS TO BE REMOVED ONLY AFTER NEW PANELS ARE UP & OPERATIONAL AND CONNECTED.



SCALE: 1/8"=1'-0"
 0 4 8 16'


This item has been electronically signed and sealed by the individual named beside, using a dated Digital Signature, per F.A.C. Rule 61G15-23.004. Printed copies of this document are not considered signed and sealed and the signature must be verified on any electronic copies.

Issue: 05-10-19 100% CONSTRUCTION DOCUMENTS

No.	Date	Description

Project Name:
OCCC NORTH SOUTH BUILDINGS ACCESS CONTROL UPGRADE

Project Number: 2018-043
 Drawing File Name: 1800-ED2407-2018043.DWG
 Scale: AS SHOWN
 Design By: JR
 Drawn By: JR
 Checked By: JLM
 Engineer of Record:
 JUSTIN L. MUNDELL
 License Number: FL70700



Sheet Name:
ELECTRICAL DEMO PENTHOUSE PARTIAL FLOOR PLAN - PART 35

Sheet Number:
ED2.435

FILE: Q:\PROJECT FILES\2018\2018-043_OCCC_MS_ACCESS_CONTROL_UPGRADE_DRAWINGS\1800-ED2407-2018043.DWG
 PRINTED: 05/14/2019 LAST SAVED BY: AMBER