

PROJECT SCOPE

THE PROPOSED PROJECT WILL PROVIDE DESIGN AND CONSTRUCTION ADMINISTRATION SERVICES FOR THE REPOSITIONING OF 10 EXISTING CHAIRS, REMOVAL OF AN EXISTING DOOR AND FRAME, A WALL INFILL, A NEW INTERIOR WALLS, A NEW DOOR, FRAME, AND HARDWARE, 3 NEW ELECTRICAL OUTLETS, NEW FINISHES AT NEW WALL, FLOOR FINISHES, DEMOLITION AND REPAIR WORK TO COMPLETE RENOVATION.




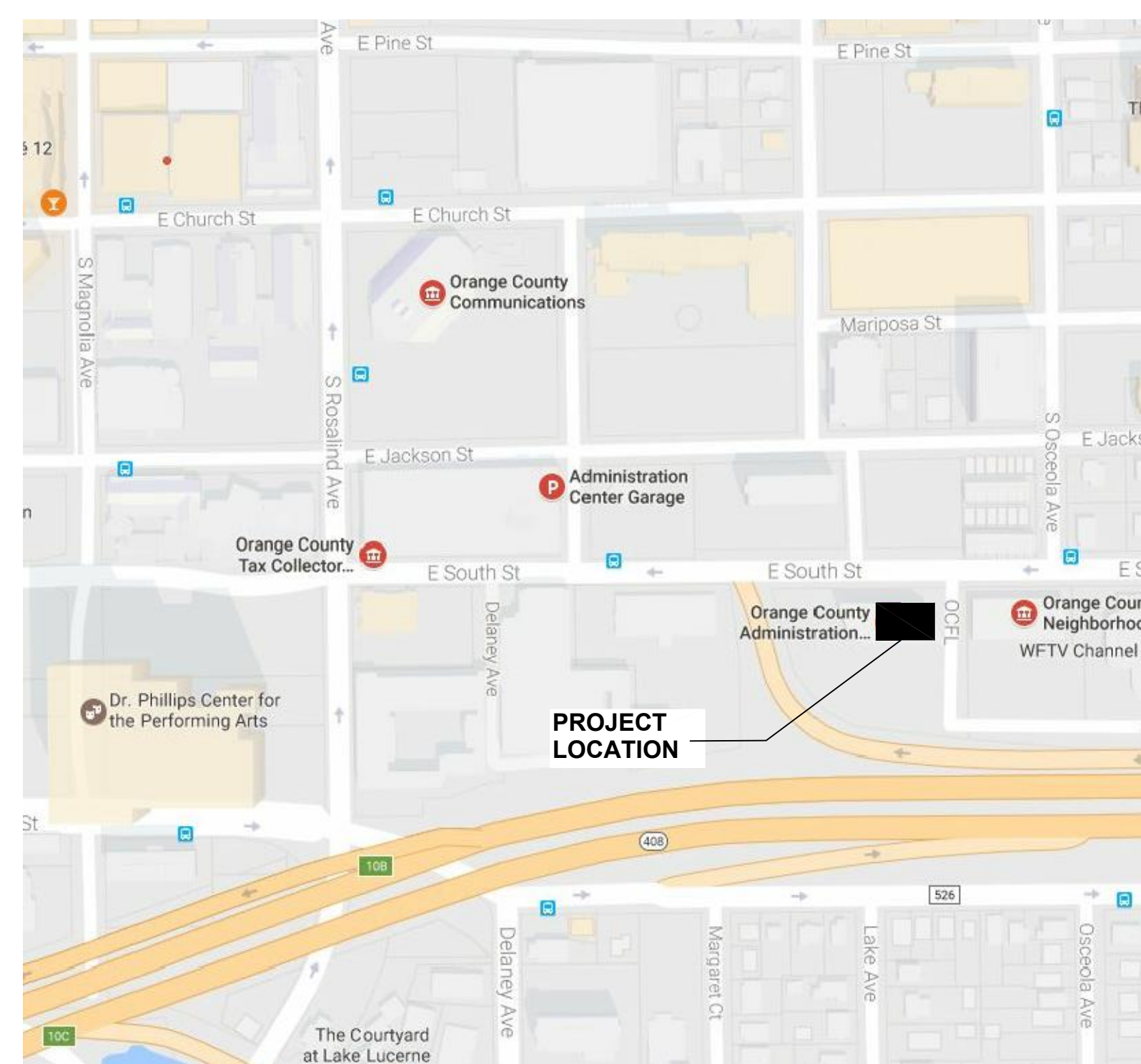
PERMIT/BID DOCUMENTS

02/16/2017

ORANGE COUNTY CAPITAL PROJECTS DIVISION

ORANGE COUNTY GOVERNMENT
400 EAST SOUTH STREET , IOC II, 5TH FLOOR
ORLANDO, FL 32801


VICINITY MAP



BOARD OF COUNTY COMMISSIONERS

TERESA JACOBS
COUNTY MAYOR

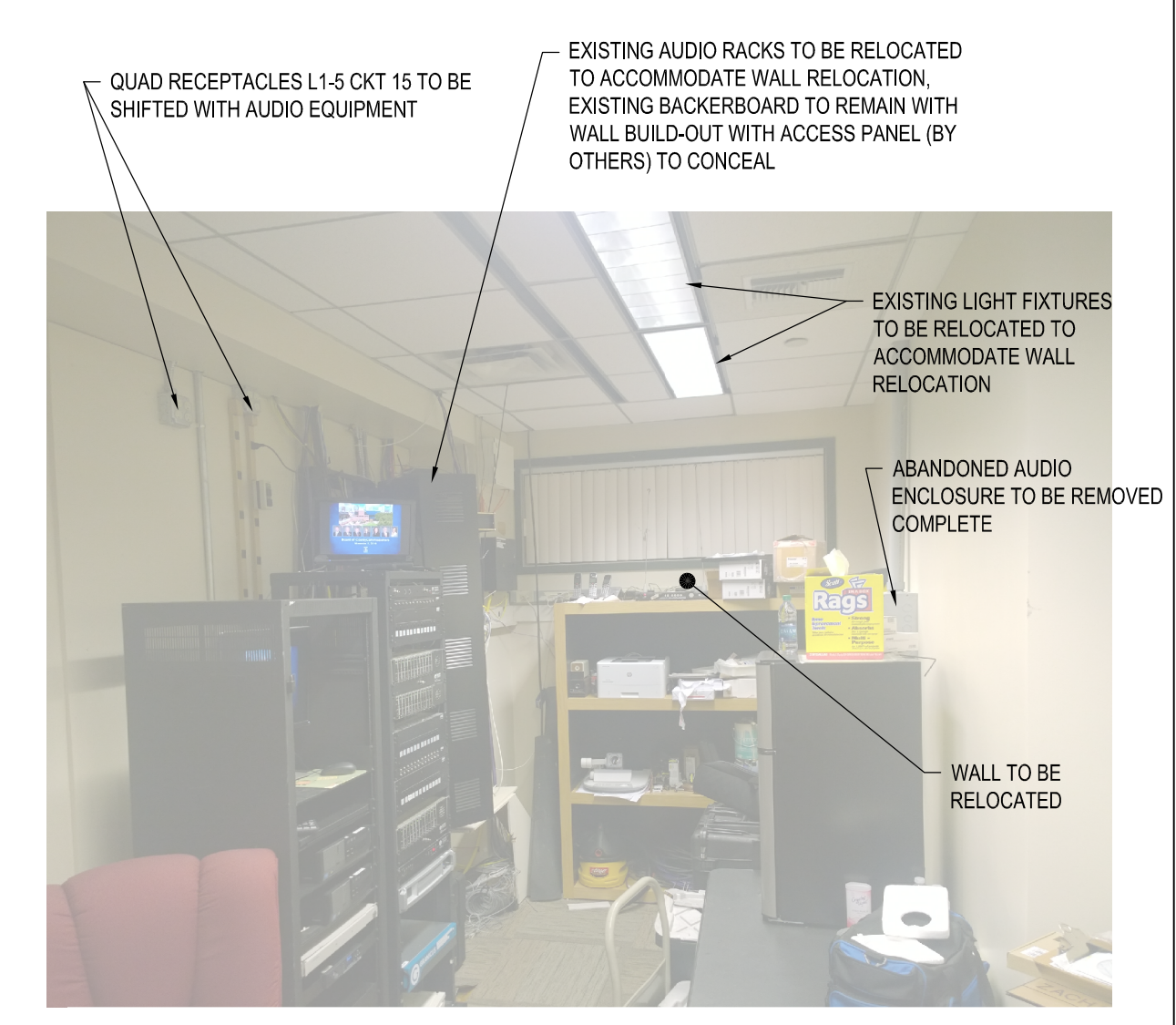
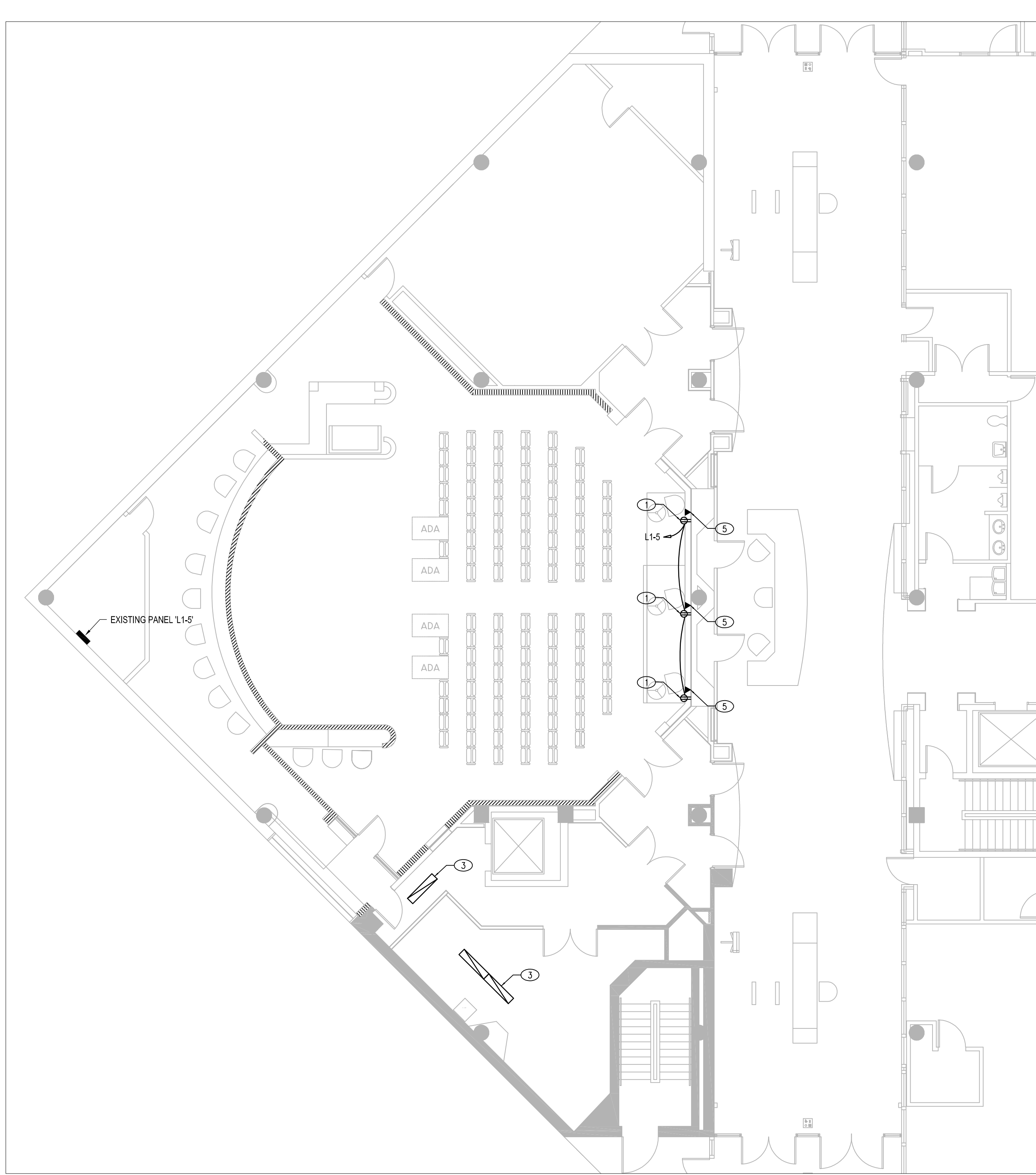
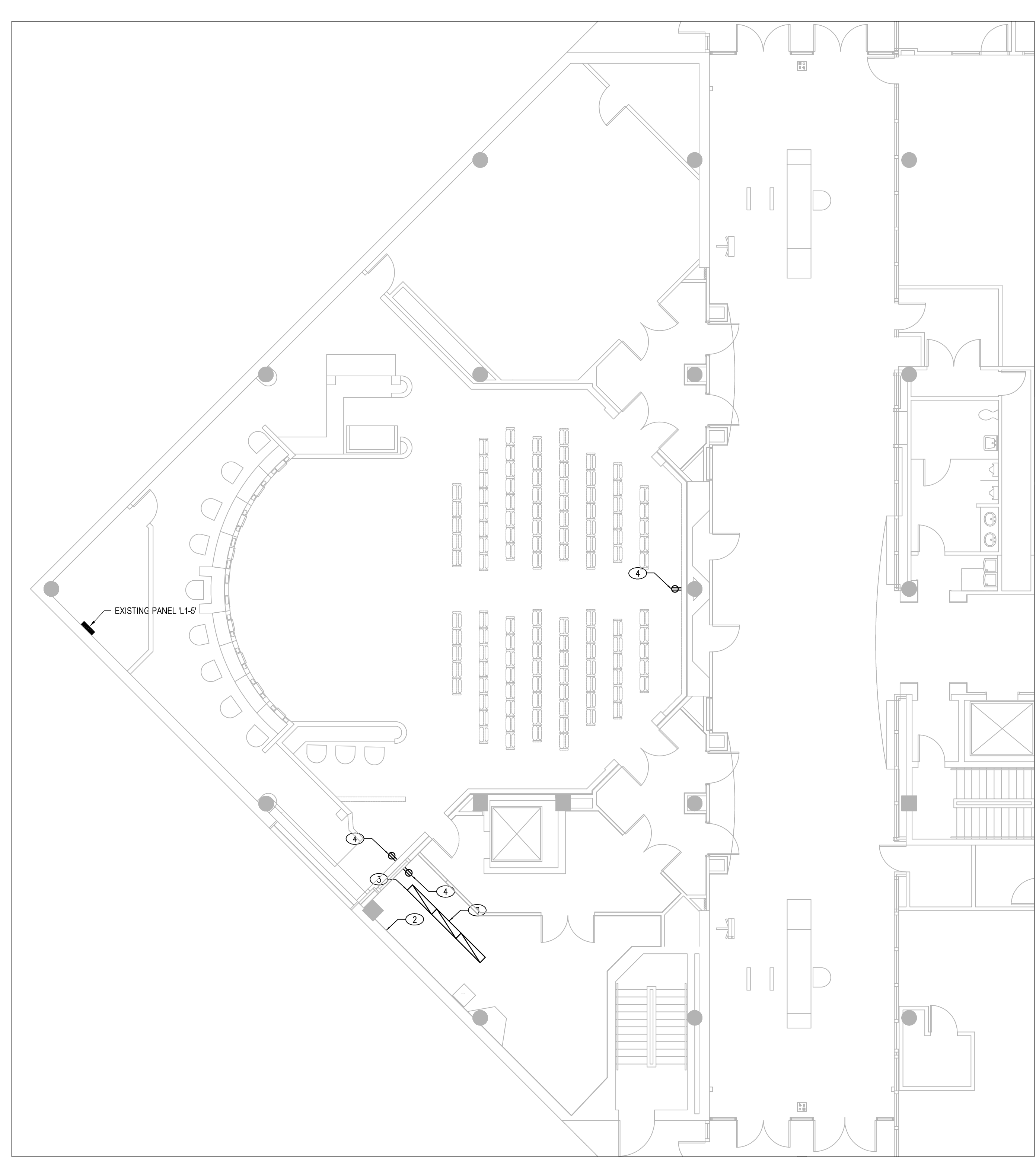
BETSY VANDERLEY District 1 Commissioner	JENNIFER THOMPSON District 4 Commissioner
BRYAN NELSON District 2 Commissioner	EMILY BONILLA District 5 Commissioner
PETE CLARKE District 3 Commissioner	VICTORIA P. SIPLIN District 6 Commissioner



PROJECT DESIGN TEAM

ELECTRICAL ARCHITECTURE
C & S COMPANIES, INC. RHODES+BRITO ARCHITECTS, INC.
605 E. ROBINSON ST, SUITE 210 605 E. ROBINSON ST, SUITE 750
ORLANDO, FL 32801 ORLANDO, FL 32801
PH: (407) 422-1118 PH: (407) 648-7288
CONTACT: TRAVIS COMER CONTACT: DONALD WILLIAMS,
AIA, NOMA

DATE	SUBMISSION / REVISION	NO.
02/16/17	PERMIT SET	1



WALL RELOCATION SCALE: N.T.S.



CAMERA RECEPTACLES SCALE: N.T.S.

D1 ELECTRICAL FLOOR PLAN - DEMOLITION SCALE: 1/8" = 1'-0"

D5 ELECTRICAL FLOOR PLAN - PROPOSED SCALE: 1/8" = 1'-0"

ELECTRICAL SPECIFICATIONS

SECTION 26000 - GENERAL PROVISIONS
SECTION 26050 - BASIC MATERIALS AND METHODS
A. PROVIDE ALL LABOR, MATERIALS AND EQUIPMENT FOR A COMPLETE AND PROPERLY OPERATING ELECTRICAL SYSTEM...

GENERAL NOTES - FLOOR PLAN

- 1. ALL ELECTRICAL WORK SHALL CONFORM TO APPLICABLE STATE, LOCAL, AND NATIONAL ELECTRICAL CODES.
2. ELECTRICAL CHARACTERISTICS SHALL BE VERIFIED WITH EQUIPMENT MANUFACTURER.
3. ITEMS OF SPECIFIC MANUFACTURERS SHALL BE INSTALLED IN STRICT ACCORDANCE WITH MANUFACTURER'S PRINTED INSTRUCTIONS AND/OR MANUFACTURER'S REPRESENTATIVE'S DIRECTIONS...

KEYNOTE LEGEND

- 01 PROVIDE NEW DUPLEX RECEPTACLE WITH (2) #12, (1) #12G IN 3/4" C BACK TO SPARE 20A/1P BREAKER IN INDICATED BRANCH PANEL FOR NEW CAMERA STATION.
02 COORDINATE WITH OTHER DISCIPLINES FOR MODIFICATIONS TO WALL AROUND EXISTING TELCOM EQUIPMENT...

SYMBOL LEGEND

- EXISTING ELECTRICAL PANEL
ELECTRICAL HOMERUN BACK TO BRANCH PANEL
COMMUNICATIONS OUTLET
DUPLEX RECEPTACLE
EXISTING 1X4 LIGHT FIXTURE
KEYNOTE MARKER

DEMOLITION NOTES - FLOOR PLAN

- 1. THE CONTRACTOR SHALL VISIT AND CAREFULLY EXAMINE THOSE PORTIONS OF THE BUILDING AND SITE AFFECTED BY THIS WORK BEFORE SUBMITTING PROPOSAL SO AS TO BECOME FAMILIAR WITH EXISTING WORK...
2. ALL DEVICES AND EQUIPMENT NOT SHOWN AND IN AREAS OUTSIDE OF THE SCOPE OF WORK SHALL REMAIN ACTIVE UNLESS OTHERWISE NOTED...

rhodes + brito ARCHITECTS
605 EAST ROBINSON STREET, SUITE 750 ORLANDO, FL 32801
PH (407) 648 - 7288 FAX (407) 648 - 7289 AAO002809 www.rbarchitects.com

ORANGE COUNTY GOVERNMENT FLORIDA

Orange County Government COUNTY BUILDING COMMERCE CHAMBERS

639 West Central Blvd. Orlando, FL 32801

ALL REPRODUCTION AND INTELLECTUAL PROPERTY RIGHTS RESERVED ©

Date ALVIN C. JAMES Fl. Reg. No. 62471

CONSTRUCTION DOCUMENTS

Table with columns: no., revision, date

ELECTRICAL FLOOR PLAN

scale: SEE PLAN
drawn: TC
check: AJ
date: 02/16/17
project no: 15012.0028

E201