

**GENERAL NOTES:**

- a. REFER TO SYMBOL LEGEND ON SHEET E-001.
- b. REFER TO BOOK SPECIFICATIONS.
- c. THE EXISTING LIGHTNING PROTECTION SYSTEM SHALL BE REMOVED AND REINSTALLED ONCE NEW MEMBRANE ROOF HAS BEEN INSTALLED. REINSTALLED LIGHTNING PROTECTION SHALL BE A COMPLETE CLASS 1 LIGHTNING PROTECTION SYSTEM IN ACCORDANCE WITH NFPA 780 AND UL96A.
- d. NEW AND REINSTALLED EXISTING CONDUCTORS SHALL HAVE A MINIMUM BEND RADIUS OF 6".
- e. NEW AND REINSTALLED CONDUCTORS SHALL BE FASTENED TO THE STRUCTURE AT INTERVALS NOT EXCEEDING 3'.
- f. ALL METAL BODIES WITHIN 6' OF ANY CONDUCTOR OR METAL STRUCTURE THAT IS BONDED TO THE LIGHTNING PROTECTION SYSTEM MUST BE BONDED TO THE SYSTEM PER NFPA 780 STANDARDS.
- g. ALL SPLICES MUST BE MADE PER NFPA 780 STANDARDS.
- h. CONTRACTOR SHALL DISCONNECT EQUIPMENT PRIOR TO REMOVAL AND RECONNECT ONCE EQUIPMENT IS REINSTALLED.

**A/R/C Associates Incorporated**  
 Architecture  
 Roof Consulting  
 Construction Technology  
 LIC. NBR AAC000932  
 601 North Fern Creek Avenue  
 Suite 100 Orlando, FL  
 32803-4899  
 Tel: (407) 898-7875  
 Fax: (407) 898-6043  
 COPYRIGHT © A/R/C ASSOCIATES, INC.

JUSTIN LOWE  
 LICENSE  
 No. 70700  
 STATE OF FLORIDA  
 PROFESSIONAL ENGINEER

REVISIONS

NO.	DATE	BY:

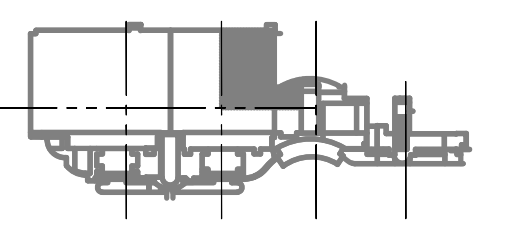
**SGM ENGINEERING**  
 MEP CONSULTING ENGINEERS  
 CA 000008  
 105 LAKE MILDENHALL LANE  
 ORLANDO, FL 32814  
 TEL: 407-767-5188  
 FAX: 407-767-3772  
 WWW.SGMENGINEERING.COM  
 COPYRIGHT © 2014 SGM ENGINEERING, INC.

**BASE CONSULTANTS**  
 Engineering & Construction I  
 10010  
 1624 EAST ORANGE STREET  
 ORLANDO, FL 32817

DESIGNATED REPAIRS AND REPLACEMENT OF:  
**OCCC WEST BLDG ROOF REPLACEMENT**  
**ORANGE COUNTY CONVENTION CENTER**  
**9800 INTERNATIONAL DRIVE, ORLANDO, FL 32819**

JOB NO.: 16032.00  
 DRAWN BY: JR  
 CHECKED BY: JLM  
 DATE: 05-08-2017  
 SCALE: 1/16" = 1'-0"  
 PLOT SCALE:

**E-203**  
 SHEET NO.:  
 78 OF 106 SHEET(S)



**KEY PLAN**

**ELECTRICAL ROOF AREAS 2A, 3Q, 3H AND 3I - PARTIAL**  
 SCALE: 1/16"=1'-0"  
 0 8' 16' 32'

MATCH LINE - SEE SHEET E206

MATCHLINE - SEE SHEET E207

ROOF ABOVE - SEE SHEET E213

NO LIGHTNING PROTECTION SYSTEM IN THIS AREA

NO LIGHTNING PROTECTION SYSTEM IN THIS AREA

REPAIR BROKEN ROOF CONDUCTOR

BOND MECHANICAL RACK WITH ADJUSTABLE BONDING STRAP

BOND MECHANICAL RACK WITH ADJUSTABLE BONDING STRAP

MATCH LINE - SEE SHEET E202

NORMAL VERTICAL TABLE



MATCH LINE - SEE SHEET E201

2 NEW AIR TERMINALS.  
SECOND BONDING  
CONNECTION WITH  
ADJUSTABLE BONDING STRAP

1  
A

BEND RADIUS EXCEEDED  
RUN NEW CONDUCTOR

REPLACE BROKEN  
AIR TERMINAL

CONNECT EXISTING  
AIR TERMINAL  
TO EXISTING ROOF  
CONDUCTOR

NEW ROOF  
CONDUCTOR

2 AIR TERMINALS

BOND DRAIN

4 AIR TERMINALS  
BOND DRAIN

NEW ROOF  
CONDUCTOR

BOND LADDER

REMOVE EXISTING  
CONDUCTOR

BOND HOSE BIB

BOND DRAIN

BOND LOUVERS

BOND LOUVERS

REMOVE EXISTING  
CONDUCTOR

REMOVE BROKEN  
CONDUCTOR

NEW ROOF  
CONDUCTOR

BOND VENT WITH  
ADJUSTABLE  
BONDING STRAP

BOND PEDESTAL  
WITH ADJUSTABLE  
BONDING STRAP

REPLACE BROKEN  
AIR TERMINAL

5  
A

ROOF BELOW - SEE  
SHEET E209

NEW ROOF  
CONDUCTOR

NEW ROOF  
CONDUCTOR

BOND RACK  
WITH ADJUSTABLE  
BONDING STRAP

BOND RACK  
WITH ADJUSTABLE  
BONDING STRAP

NEW ROOF  
CONDUCTOR

BOND DRAIN

BOND DRAIN

ROOF BELOW - SEE  
SHEET E209

BOND RACK  
WITH ADJUSTABLE  
BONDING STRAP

5  
E


ROOF BELOW - SEE  
SHEET E209

ROOF BELOW - SEE  
SHEET E212

MATCH LINE - SEE SHEET E205


**GENERAL NOTES:**

- a. REFER TO SYMBOL LEGEND ON SHEET E-001.
- b. REFER TO BOOK SPECIFICATIONS.
- c. THE EXISTING LIGHTNING PROTECTION SYSTEM SHALL BE REMOVED AND REINSTALLED ONCE NEW MEMBRANE ROOF HAS BEEN INSTALLED. REINSTALLED LIGHTNING PROTECTION SHALL BE A COMPLETE CLASS 1 LIGHTNING PROTECTION SYSTEM IN ACCORDANCE WITH NFPA 780 AND UL96A.
- d. NEW AND REINSTALLED EXISTING CONDUCTORS SHALL HAVE A MINIMUM BEND RADIUS OF 6".
- e. NEW AND REINSTALLED CONDUCTORS SHALL BE FASTENED TO THE STRUCTURE AT INTERVALS NOT EXCEEDING 3'.
- f. ALL METAL BODIES WITHIN 6" OF ANY CONDUCTOR OR METAL STRUCTURE THAT IS BONDED TO THE LIGHTNING PROTECTION SYSTEM MUST BE BONDED TO THE SYSTEM PER NFPA 780 STANDARDS.
- g. ALL SPLICES MUST BE MADE PER NFPA 780 STANDARDS.
- h. CONTRACTOR SHALL DISCONNECT POWER TO THE MECHANICAL EQUIPMENT PRIOR TO REMOVAL AND RECONNECT ONCE EQUIPMENT IS REINSTALLED.



**A/R/C Associates Incorporated**

Architecture  
Roof Consulting  
Construction Technology  
LIC. NBR AAC000932  
601 North Fern Creek Avenue  
Suite 100 Orlando, FL  
32803-4899  
Tel. (407) 898-7875  
Fax: (407) 898-6043  
COPYRIGHT © A/R/C ASSOCIATES, INC.



**REVISIONS**

NO.	DATE	BY:

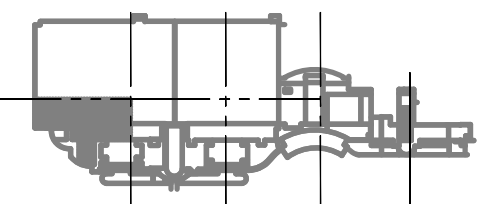


DESIGNATED REPAIRS AND REPLACEMENT OF:  
**ORCC WEST BLDG ROOF REPLACEMENT**  
ORANGE COUNTY CONVENTION CENTER  
9800 INTERNATIONAL DRIVE, ORLANDO, FL 32819

JOB NO.: 16032.00  
DRAWN BY: JR  
CHECKED BY: JLM  
DATE: 05-08-2017  
SCALE: 1/16" = 1'-0"  
PLOT SCALE:

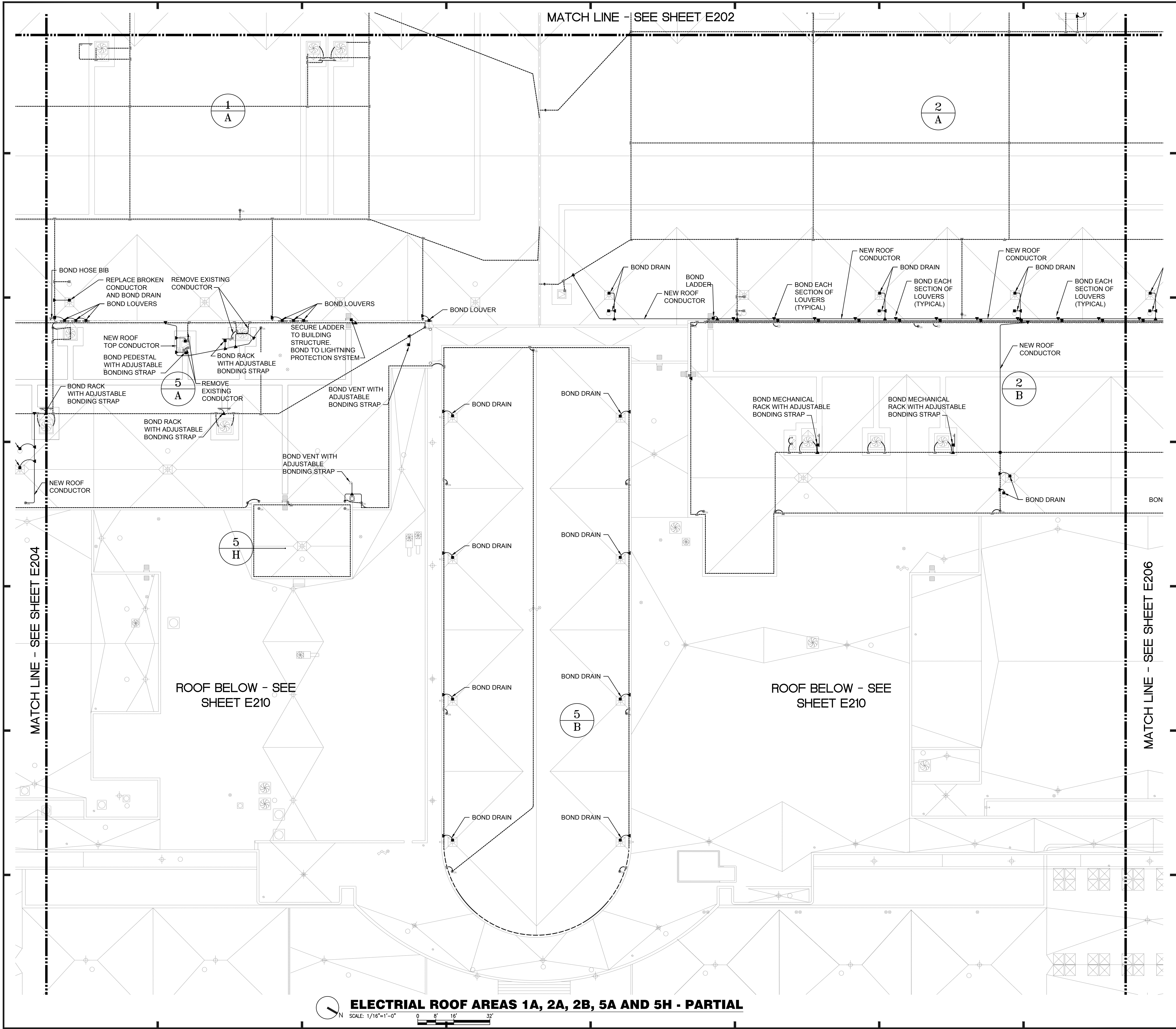
**E-204**  
SHEET NO.:  
79 OF 106 SHEET(S)

**ELECTRICAL ROOF AREAS 1A, 5A, AND 5E - PARTIAL**  
SCALE: 1/16"=1'-0"  
0 8' 16' 32'



**KEY PLAN**





MATCH LINE - SEE SHEET E202

MATCH LINE - SEE SHEET E204

MATCH LINE - SEE SHEET E206

ROOF BELOW - SEE SHEET E210

ROOF BELOW - SEE SHEET E210



**ELECTRICAL ROOF AREAS 1A, 2A, 2B, 5A AND 5H - PARTIAL**

**GENERAL NOTES:**

- a. REFER TO SYMBOL LEGEND ON SHEET E-001.
- b. REFER TO BOOK SPECIFICATIONS.
- c. THE EXISTING LIGHTNING PROTECTION SYSTEM SHALL BE REMOVED AND REINSTALLED ONCE NEW MEMBRANE ROOF HAS BEEN INSTALLED. REINSTALLED LIGHTNING PROTECTION SHALL BE A COMPLETE CLASS 1 LIGHTNING PROTECTION SYSTEM IN ACCORDANCE WITH NFPA 780 AND UL96A.
- d. NEW AND REINSTALLED EXISTING CONDUCTORS SHALL HAVE A MINIMUM BEND RADIUS OF 8\".
- e. NEW AND REINSTALLED CONDUCTORS SHALL BE FASTENED TO THE STRUCTURE AT INTERVALS NOT EXCEEDING 3\".
- f. ALL METAL BODIES WITHIN 6\" OF ANY CONDUCTOR OR METAL STRUCTURE THAT IS BONDED TO THE LIGHTNING PROTECTION SYSTEM MUST BE BONDED TO THE SYSTEM PER NFPA 780 STANDARDS.
- g. ALL SPLICES MUST BE MADE PER NFPA 780 STANDARDS.
- h. CONTRACTOR SHALL DISCONNECT POWER TO THE MECHANICAL EQUIPMENT PRIOR TO REMOVAL AND RECONNECT ONCE EQUIPMENT IS REINSTALLED.

**A/R/C Associates Incorporated**  
 Architecture  
 Roof Consulting  
 Construction Technology  
 LIC. NBR AAC000932  
 601 North Fern Creek Avenue  
 Suite 100 Orlando, FL  
 32803-4899  
 Tel. (407) 898-7875  
 Fax. (407) 898-6043  
 COPYRIGHT © A/R/C ASSOCIATES, INC.

JUSTIN LOWE  
 LICENSE  
 No. 70700  
 STATE OF FLORIDA  
 PROFESSIONAL ENGINEER

REVISIONS		
NO.	DATE	BY:

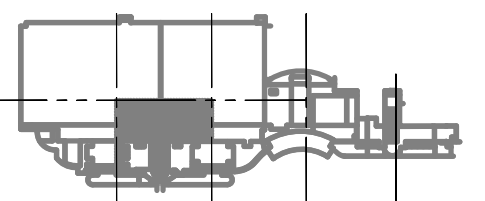
**SGM ENGINEERING**  
 MEP CONSULTING ENGINEERS  
 155 S.W. 15TH AVENUE  
 SUITE 200  
 ORLANDO, FL 32814  
 TEL: 407-767-5188  
 FAX: 407-767-5772  
 WWW.SGMENGINEERING.COM  
 COPYRIGHT © 2014 SGM ENGINEERING, INC.

**BASE CONSULTANTS**  
 Engineering & Construction I  
 1824 EAST ORANGE STREET  
 ORLANDO, FL 32817

DESIGNATED REPAIRS AND REPLACEMENT OF:  
**ORCC WEST BLDG ROOF REPLACEMENT**  
**ORANGE COUNTY CONVENTION CENTER**  
 9800 INTERNATIONAL DRIVE, ORLANDO, FL 32819

JOB NO.: 16032.00  
 DRAWN BY: JR  
 CHECKED BY: JLM  
 DATE: 05-08-2017  
 SCALE: 1/16" = 1'-0"  
 PLOT SCALE:

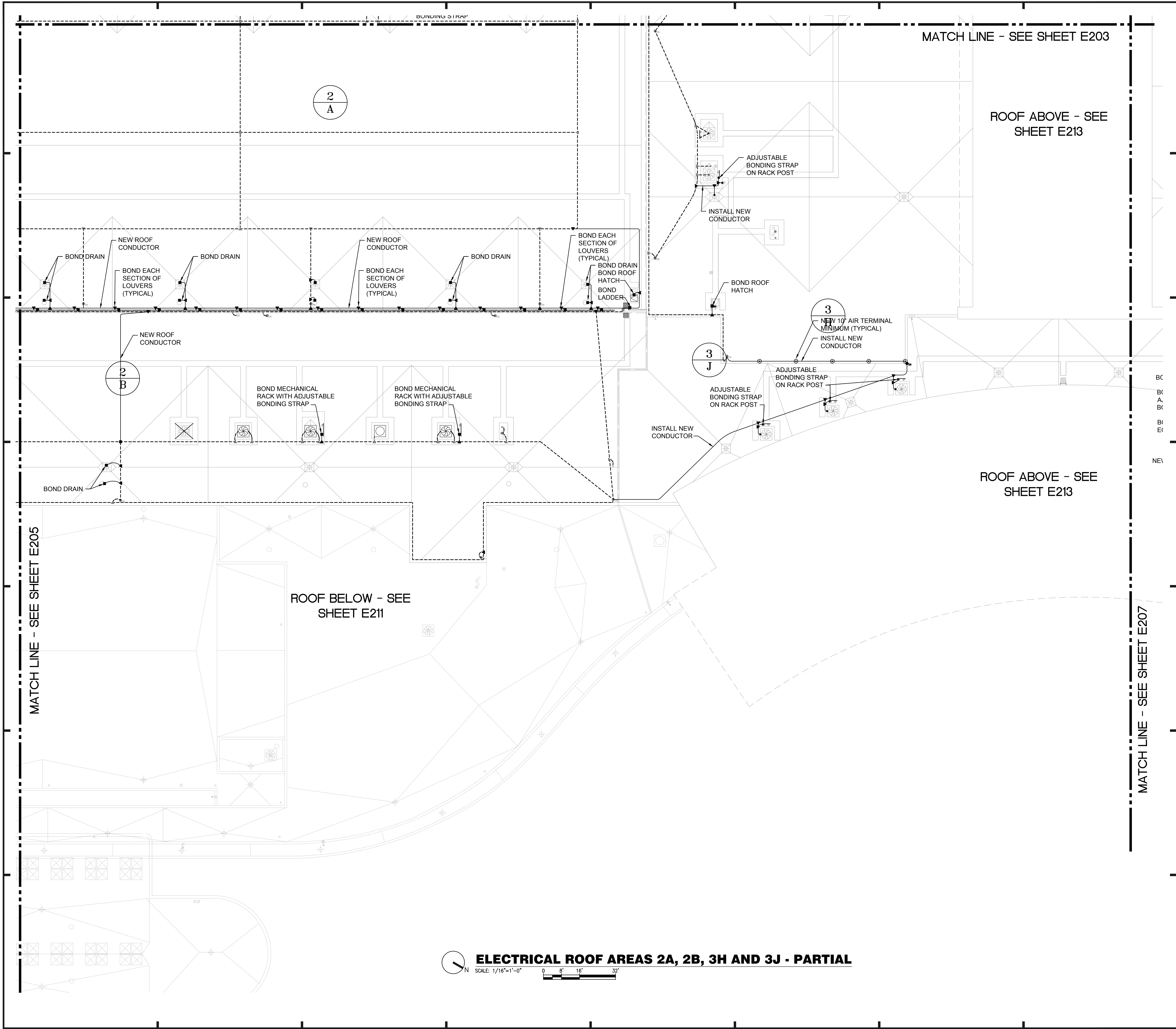
**E-205**  
 SHEET NO.:  
 80 OF 106 SHEET(S)



**KEY PLAN**

ELECTRICAL PARTIAL PLAN - AREAS 1A, 2A, 5A, 2B, 5B, 5H





**GENERAL NOTES:**

- a. REFER TO SYMBOL LEGEND ON SHEET E-001.
- b. REFER TO BOOK SPECIFICATIONS.
- c. THE EXISTING LIGHTNING PROTECTION SYSTEM SHALL BE REMOVED AND REINSTALLED ONCE NEW MEMBRANE ROOF HAS BEEN INSTALLED. REINSTALLED LIGHTNING PROTECTION SHALL BE A COMPLETE CLASS 1 LIGHTNING PROTECTION SYSTEM IN ACCORDANCE WITH NFPA 780 AND UL96A.
- d. NEW AND REINSTALLED EXISTING CONDUCTORS SHALL HAVE A MINIMUM BEND RADIUS OF 8\".
- e. NEW AND REINSTALLED CONDUCTORS SHALL BE FASTENED TO THE STRUCTURE AT INTERVALS NOT EXCEEDING 3\".
- f. ALL METAL BODIES WITHIN 6\" OF ANY CONDUCTOR OR METAL STRUCTURE THAT IS BONDED TO THE LIGHTNING PROTECTION SYSTEM MUST BE BONDED TO THE SYSTEM PER NFPA 780 STANDARDS.
- g. ALL SPLICES MUST BE MADE PER NFPA 780 STANDARDS.
- h. CONTRACTOR SHALL DISCONNECT EQUIPMENT PRIOR TO REMOVAL AND RECONNECT ONCE EQUIPMENT IS REINSTALLED.

**A/R/C Associates Incorporated**  
 Architecture  
 Roof Consulting  
 Construction Technology  
 LIC. NBR AAC000932  
 601 North Fern Creek Avenue  
 Suite 100 Orlando, FL  
 32803-4899  
 Tel: (407) 898-7875  
 Fax: (407) 898-0043  
 COPYRIGHT © A/R/C ASSOCIATES, INC.

JUSTIN LOWE  
 LICENSE No. 70700  
 STATE OF FLORIDA  
 PROFESSIONAL ENGINEER

REVISIONS		
NO.	DATE	BY:

**SGM ENGINEERING**  
 MEP CONSULTING ENGINEERS  
 CA 000008  
 105 LAKE MILDENHALL  
 ORLANDO, FL 32814  
 TEL: 407-767-5188  
 FAX: 407-767-3772  
 WWW.SGMENGINEERING.COM  
 COPYRIGHT © 2014 SGM ENGINEERING, INC.

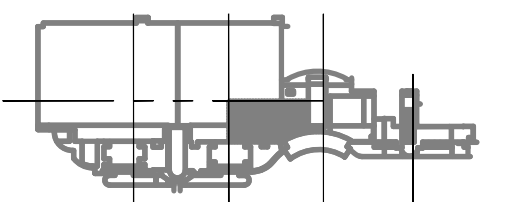
**BASE CONSULTANTS**  
 Engineering & Construction I  
 1814 EAST ORANGE STREET  
 ORLANDO, FL 32817

ELECTRICAL PARTIAL PLAN - AREAS 2A, 2B, 3H, 3J  
 DESIGNATED REPAIRS AND REPLACEMENT OF:  
**OCCC WEST BLDG ROOF REPLACEMENT**  
**ORANGE COUNTY CONVENTION CENTER**  
**9800 INTERNATIONAL DRIVE, ORLANDO, FL 32819**

JOB NO.: 16032.00  
 DRAWN BY: JR  
 CHECKED BY: JLM  
 DATE: 05-08-2017  
 SCALE: 1/16" = 1'-0"  
 PLOT SCALE:

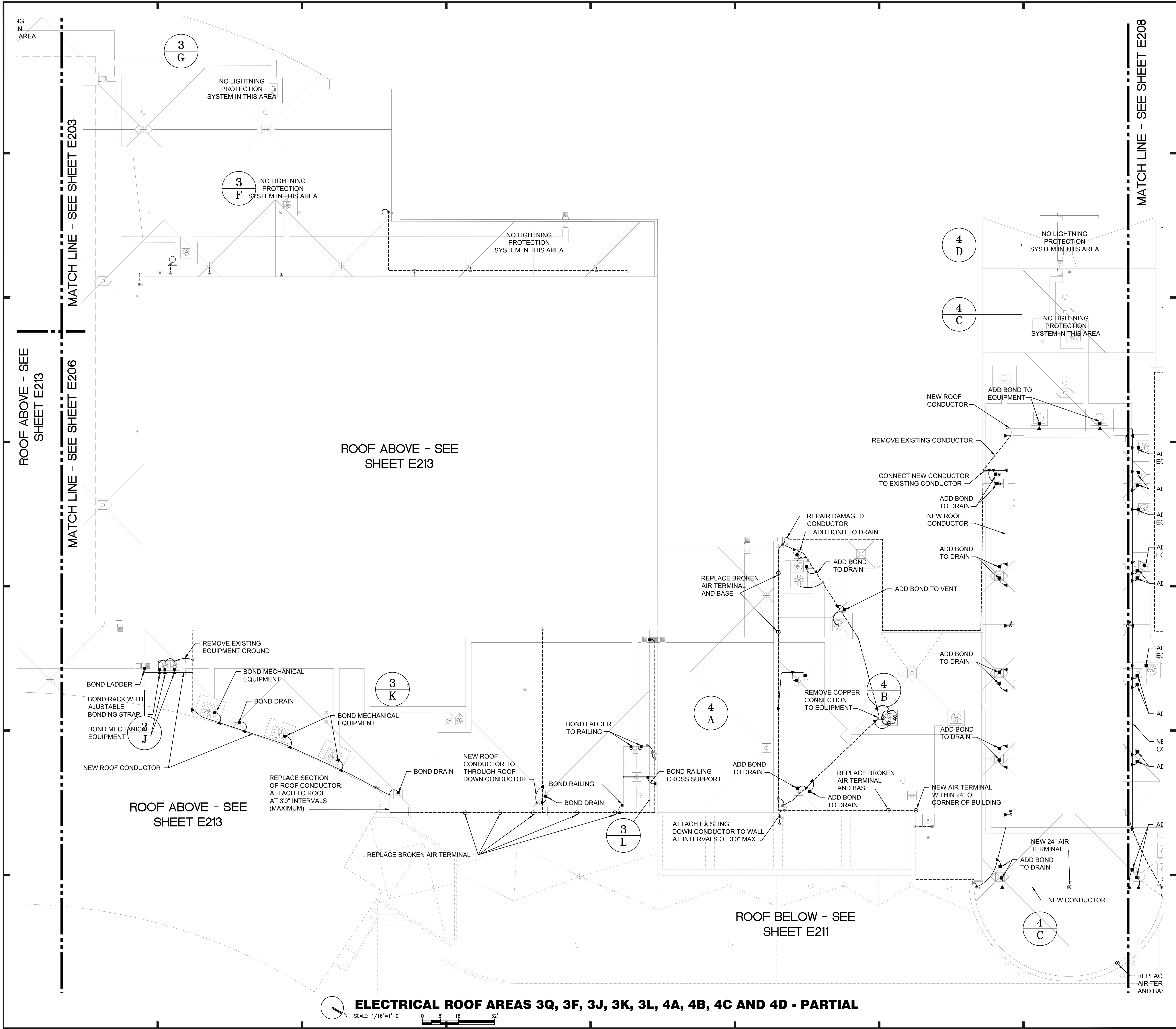
**E-206**  
 SHEET NO.:  
 8 OF 106 SHEET(S)

**ELECTRICAL ROOF AREAS 2A, 2B, 3H AND 3J - PARTIAL**  
 SCALE: 1/16"=1'-0"  
 0 8' 16' 32'



**KEY PLAN**





**GENERAL NOTES:**

- a. REFER TO SYMBOL LEGEND ON SHEET E-001.
- b. REFER TO BOOK SPECIFICATIONS.
- c. THE EXISTING LIGHTNING PROTECTION SYSTEM SHALL BE REMOVED AND REINSTALLED ONCE NEW MEMBRANE ROOF HAS BEEN INSTALLED. REINSTALLED LIGHTNING PROTECTION SHALL BE A COMPLETE CLASS 1 LIGHTNING PROTECTION SYSTEM IN ACCORDANCE WITH NFPA 780 AND UL96A.
- d. NEW AND REINSTALLED EXISTING CONDUCTORS SHALL HAVE A MINIMUM BEND RADIUS OF 8\".
- e. NEW AND REINSTALLED CONDUCTORS SHALL BE FASTENED TO THE STRUCTURE AT INTERVALS NOT EXCEEDING 3\".
- f. ALL METAL BODIES WITHIN 6\" OF ANY CONDUCTOR OR METAL STRUCTURE THAT IS BONDED TO THE LIGHTNING PROTECTION SYSTEM MUST BE BONDED TO THE SYSTEM PER NFPA 780 STANDARDS.
- g. ALL SPLICES MUST BE MADE PER NFPA 780 STANDARDS.
- h. CONTRACTOR SHALL DISCONNECT POWER TO THE MECHANICAL EQUIPMENT PRIOR TO REMOVAL AND RECONNECT ONCE EQUIPMENT IS REINSTALLED.

**A/R/C Associates Incorporated**  
 Architecture  
 Roof Consulting  
 Construction Technology  
 LIC. NBR AAC000932  
 601 North Fern Creek Avenue  
 Suite 100 Orlando, FL  
 32803-4899  
 Tel. (407) 898-7875  
 Fax: (407) 898-0043  
 COPYRIGHT © A/R/C ASSOCIATES, INC.

JUSTIN LOWE  
 LICENSE  
 No. 70700  
 STATE OF FLORIDA  
 PROFESSIONAL ENGINEER

REVISIONS		
NO.	DATE	BY:

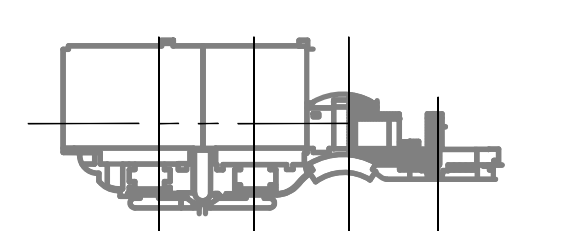
**SGM ENGINEERING**  
 MEP CONSULTING ENGINEERS  
 935 LAKE MILDEN LANE  
 ORLANDO, FL 32814  
 TEL: 407-767-5188  
 FAX: 407-767-3772  
 WWW.SGMENGINEERING.COM  
 COPYRIGHT © 2014 SGM ENGINEERING, INC.

**BASE CONSULTANTS**  
 Engineering & Construction I  
 1834 EAST ORANGE STREET  
 ORLANDO, FL 32817

DESIGNATED REPAIRS AND REPLACEMENT OF:  
**OCCC WEST BLDG ROOF REPLACEMENT**  
**ORANGE COUNTY CONVENTION CENTER**  
**9800 INTERNATIONAL DRIVE, ORLANDO, FL 32819**

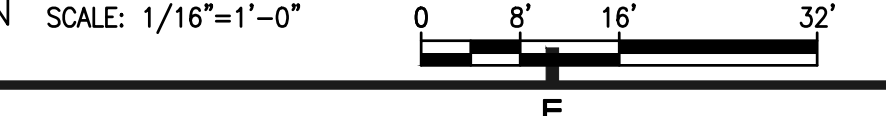
JOB NO.: 16032.00  
 DRAWN BY: JR  
 CHECKED BY: JLM  
 DATE: 05-08-2017  
 SCALE: 1/16" = 1'-0"  
 PLOT SCALE:

**E-207**  
 SHEET NO.:  
 82 OF 106 SHEET(S)



**KEY PLAN**

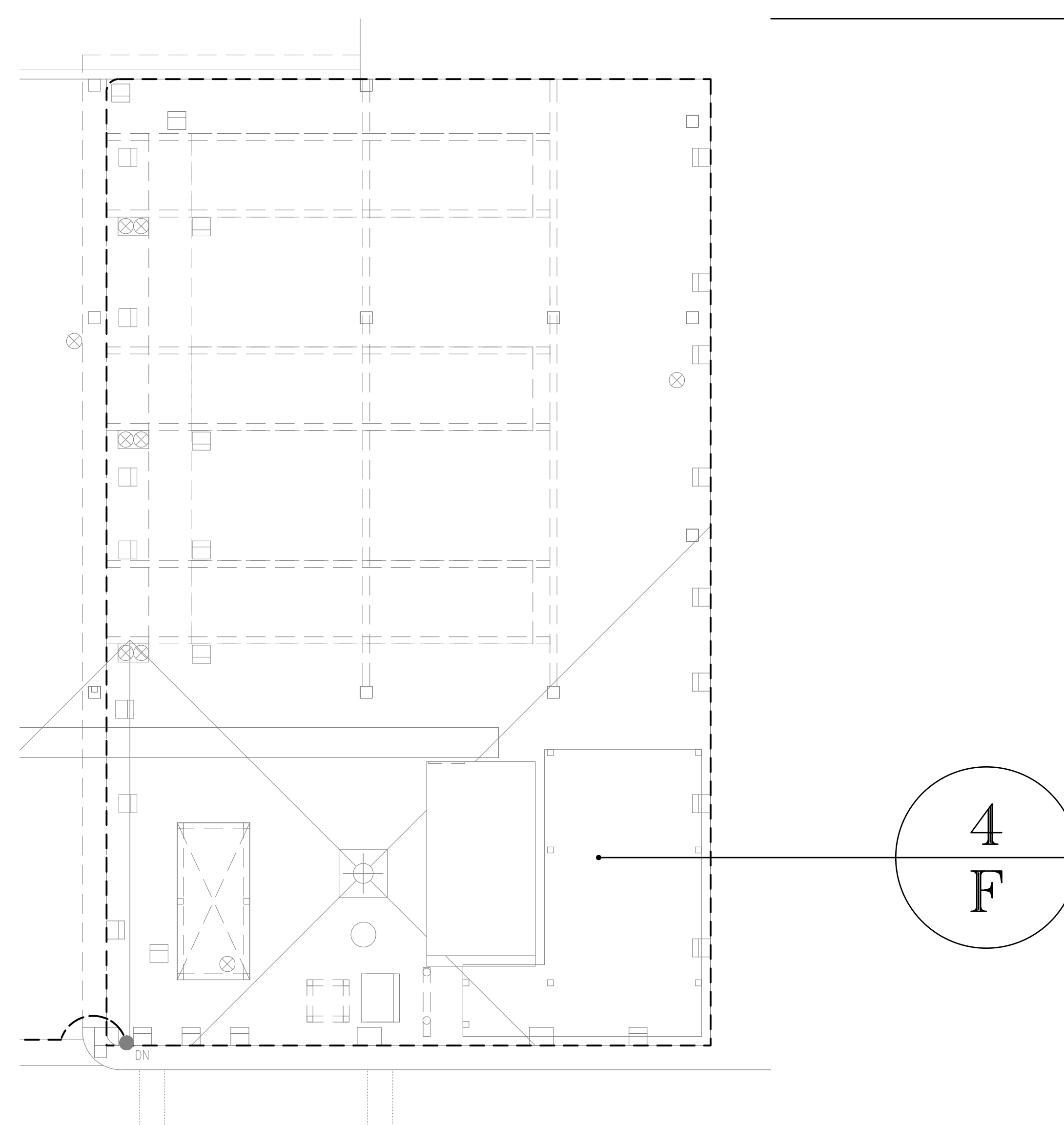
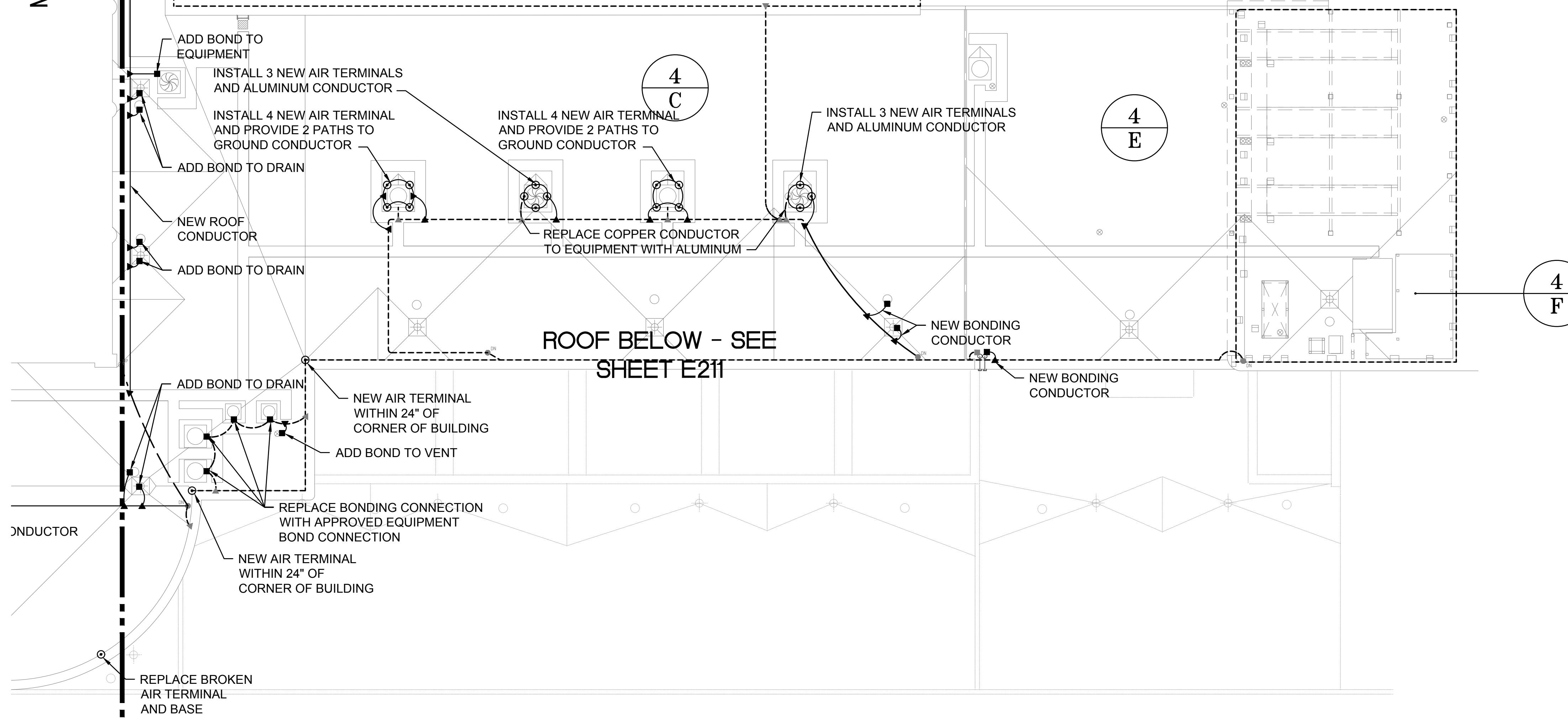
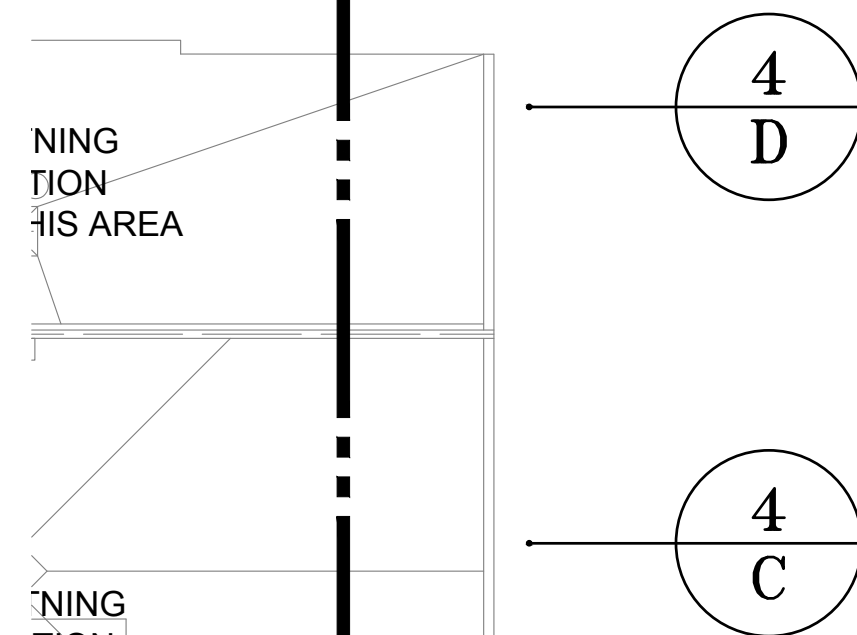
**ELECTRICAL ROOF AREAS 3Q, 3F, 3J, 3K, 3L, 4A, 4B, 4C AND 4D - PARTIAL**



ELECTRICAL PARTIAL PLAN - AREAS 3C, 3F, 3J, 3K, 4A, 4B, 4C, 4D



MATCH LINE - SEE SHEET E207



**ELECTRICAL AREAS 4F, AND 4E- PARTIAL**  
SCALE: 1/16"=1'-0" 0 8' 16' 32'

**ELECTRICAL AREAS 4C, 4D, 4E, AND 4F - PARTIAL**  
SCALE: 1/16"=1'-0" 0 8' 16' 32'

**GENERAL NOTES:**

- a. REFER TO SYMBOL LEGEND ON SHEET E-001.
- b. REFER TO BOOK SPECIFICATIONS.
- c. THE EXISTING LIGHTNING PROTECTION SYSTEM SHALL BE REMOVED AND REINSTALLED ONCE NEW MEMBRANE ROOF HAS BEEN INSTALLED. REINSTALLED LIGHTNING PROTECTION SHALL BE A COMPLETE CLASS 1 LIGHTNING PROTECTION SYSTEM IN ACCORDANCE WITH NFPA 780 AND UL96A.
- d. NEW AND REINSTALLED EXISTING CONDUCTORS SHALL HAVE A MINIMUM BEND RADIUS OF 8".
- e. NEW AND REINSTALLED CONDUCTORS SHALL BE FASTENED TO THE STRUCTURE AT INTERVALS NOT EXCEEDING 3'.
- f. ALL METAL BODIES WITHIN 6' OF ANY CONDUCTOR OR METAL STRUCTURE THAT IS BONDED TO THE LIGHTNING PROTECTION SYSTEM MUST BE BONDED TO THE SYSTEM PER NFPA 780 STANDARDS.
- g. ALL SPLICES MUST BE MADE PER NFPA 780 STANDARDS.
- h. CONTRACTOR SHALL DISCONNECT POWER TO THE MECHANICAL EQUIPMENT PRIOR TO REMOVAL AND RECONNECT ONCE EQUIPMENT IS REINSTALLED.

**REVISIONS**

NO.	DATE	BY:

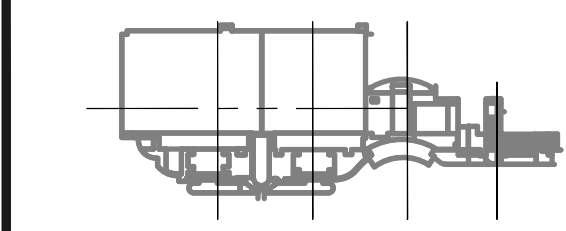
**SGM ENGINEERING**  
MEP CONSULTING ENGINEERS  
1515 LAKE MCDONALD LANE  
ORLANDO, FL 32814  
TEL: 407-767-5188  
FAX: 407-767-3772  
WWW.SGMENGINEERING.COM  
COPYRIGHT © 2014 SGM ENGINEERING, INC.

**BASE CONSULTANTS**  
Engineering & Construction I  
1514 EAST ORANGE STREET  
ORLANDO, FL 32817

DESIGNATED REPAIRS AND REPLACEMENT OF:  
**OCCC WEST BLDG ROOF REPLACEMENT**  
**ORANGE COUNTY CONVENTION CENTER**  
**9800 INTERNATIONAL DRIVE, ORLANDO, FL 32819**

JOB NO.: 16032.00  
 DRAWN BY: JR  
 CHECKED BY: JLM  
 DATE: 05-08-2017  
 SCALE: 1/16" = 1'-0"  
 PLOT SCALE:

**E-208**  
 SHEET NO.:  
 80 OF 106 SHEET(S)



**KEY PLAN**

ELECTRICAL PARTIAL PLAN - AREAS 4C, 4E, 4F, 4G

**A/R/C Associates Incorporated**  
 Architecture  
 Roof Consulting  
 Construction Technology  
 LIC. NBR AAC000932  
 601 North Fern Creek Avenue  
 Suite 100 Orlando, FL  
 32803-4899  
 Tel: (407) 898-7875  
 Fax: (407) 898-6043  
 COPYRIGHT © A/R/C ASSOCIATES, INC.



NO LIGHTNING PROTECTION SYSTEM IN THIS AREA

5  
C

5  
D

REBOND DRAINS

5  
F

REPLACE BROKEN AIR TERMINAL AND BASE

ROOF ABOVE - SEE SHEET E204

NEW AIR TERMINAL LOCATION

NEW ROOF CONDUCTOR

MATCH LINE - SEE SHEET E210

5  
G

REBOND DRAINS

5  
F

NEW ROOF CONDUCTOR

BOND MECHANICAL EQUIPMENT (TYPICAL)

5  
R

5  
S

NO LIGHTNING PROTECTION SYSTEM THIS AREA

5  
R

5  
S

5  
Q

ROOF BELOW - SEE SHEET E212

**ELECTRICAL ROOF AREAS 5C, 5D, 5E, 5G, 5Q - PARTIAL**


SCALE: 1/16"=1'-0" 0 8' 16' 32'

**ELECTRICAL PARTIAL PLAN - AREAS 5R AND 5S**

SCALE: 1/16"=1'-0" 0 8' 16' 32'

**GENERAL NOTES:**

- a. REFER TO SYMBOL LEGEND ON SHEET E-001.
- b. REFER TO BOOK SPECIFICATIONS.
- c. THE EXISTING LIGHTNING PROTECTION SYSTEM SHALL BE REMOVED AND REINSTALLED ONCE NEW MEMBRANE ROOF HAS BEEN INSTALLED. REINSTALLED LIGHTNING PROTECTION SHALL BE A COMPLETE CLASS 1 LIGHTNING PROTECTION SYSTEM IN ACCORDANCE WITH NFPA 780 AND UL96A.
- d. NEW AND REINSTALLED EXISTING CONDUCTORS SHALL HAVE A MINIMUM BEND RADIUS OF 6".
- e. NEW AND REINSTALLED CONDUCTORS SHALL BE FASTENED TO THE STRUCTURE AT INTERVALS NOT EXCEEDING 3'.
- f. ALL METAL BODIES WITHIN 6' OF ANY CONDUCTOR OR METAL STRUCTURE THAT IS BONDED TO THE LIGHTNING PROTECTION SYSTEM MUST BE BONDED TO THE SYSTEM PER NFPA 780 STANDARDS.
- g. ALL SPLICES MUST BE MADE PER NFPA 780 STANDARDS.
- h. CONTRACTOR SHALL DISCONNECT EQUIPMENT PRIOR TO REMOVAL AND RECONNECT ONCE EQUIPMENT IS REINSTALLED.



**A/R/C Associates Incorporated**

Architecture  
Roof Consulting  
Construction Technology  
LIC. NBR AAC000932  
601 North Fern Creek Avenue  
Suite 100 Orlando, FL  
32803-4899  
Tel: (407) 898-7875  
Fax: (407) 898-6043  
COPYRIGHT © A/R/C ASSOCIATES, INC.



REVISIONS		
NO.	DATE	BY:

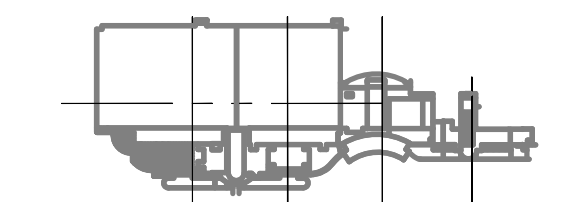


DESIGNATED REPAIRS AND REPLACEMENT OF:  
**ORCC WEST BLDG ROOF REPLACEMENT**  
ORANGE COUNTY CONVENTION CENTER  
9800 INTERNATIONAL DRIVE, ORLANDO, FL 32819

JOB NO.: 16032.00  
DRAWN BY: JR  
CHECKED BY: JLM  
DATE: 05-08-2017  
SCALE: 1/16" = 1'-0"  
PLOT SCALE:

**E-209**

SHEET NO.: 84 OF 106 SHEET(S)




**KEY PLAN**






**A/R/C Associates Incorporated**

Architecture  
Roof Consulting  
Construction Technology  
LIC. NBR AAC000932  
601 North Fern Creek Avenue  
Suite 100 Orlando, FL  
32803-4899  
Tel: (407) 898-7875  
Fax: (407) 898-0043  
COPYRIGHT © A/R/C ASSOCIATES, INC.



REVISIONS		
NO.	DATE	BY:



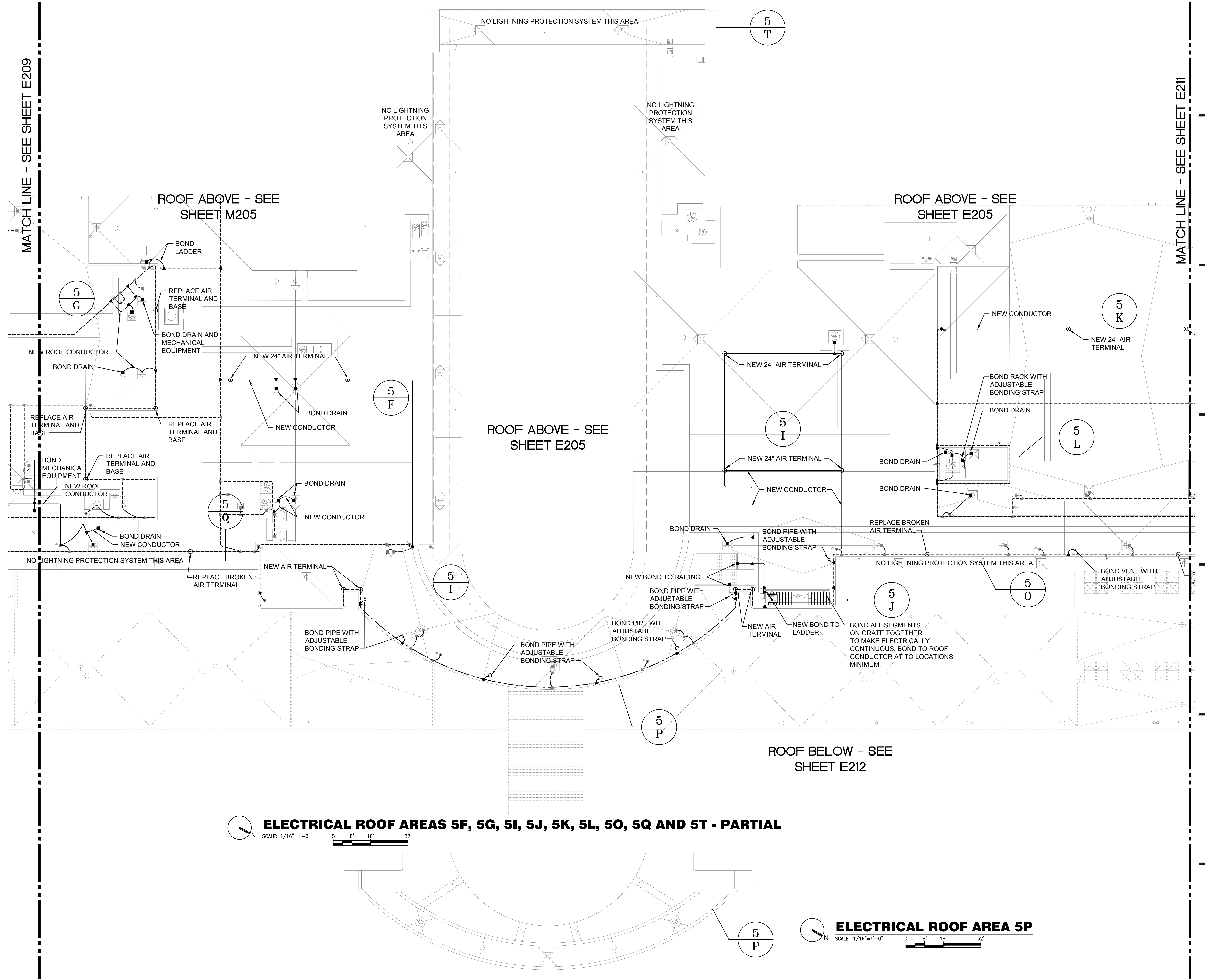
**DESIGNATED REPAIRS AND REPLACEMENT OF:**  
**ORCC WEST BLDG ROOF REPLACEMENT**  
**ORANGE COUNTY CONVENTION CENTER**  
**9800 INTERNATIONAL DRIVE, ORLANDO, FL 32819**

JOB NO.: 16032.00  
DRAWN BY: JR  
CHECKED BY: JLM  
DATE: 05-08-2017  
SCALE: 1/16" = 1'-0"  
PLOT SCALE:

**E-210**  
SHEET NO.:  
86 OF 106 SHEET(S)

**GENERAL NOTES:**

- a. REFER TO SYMBOL LEGEND ON SHEET E-001.
- b. REFER TO BOOK SPECIFICATIONS.
- c. THE EXISTING LIGHTNING PROTECTION SYSTEM SHALL BE REMOVED AND REINSTALLED ONCE NEW MEMBRANE ROOF HAS BEEN INSTALLED. REINSTALLED LIGHTNING PROTECTION SHALL BE A COMPLETE CLASS 1 LIGHTNING PROTECTION SYSTEM IN ACCORDANCE WITH NFPA 780 AND UL96A.
- d. NEW AND REINSTALLED EXISTING CONDUCTORS SHALL HAVE A MINIMUM BEND RADIUS OF 8".
- e. NEW AND REINSTALLED CONDUCTORS SHALL BE FASTENED TO THE STRUCTURE AT INTERVALS NOT EXCEEDING 3'.
- f. ALL METAL BODIES WITHIN 6" OF ANY CONDUCTOR OR METAL STRUCTURE THAT IS BONDED TO THE LIGHTNING PROTECTION SYSTEM MUST BE BONDED TO THE SYSTEM PER NFPA 780 STANDARDS.
- g. ALL SPLICES MUST BE MADE PER NFPA 780 STANDARDS.
- h. CONTRACTOR SHALL DISCONNECT POWER TO THE MECHANICAL EQUIPMENT PRIOR TO REMOVAL AND RECONNECT ONCE EQUIPMENT IS REINSTALLED.




**ELECTRICAL ROOF AREAS 5F, 5G, 5I, 5J, 5K, 5L, 5O, 5Q AND 5T - PARTIAL**  
SCALE: 1/16"=1'-0" 0 8' 16' 32'

**ELECTRICAL ROOF AREA 5P**  
SCALE: 1/16"=1'-0" 0 8' 16' 32'








**A/R/C Associates Incorporated**

Architecture  
Roof Consulting  
Construction Technology  
LIC. NBR AAC000932  
601 North Fern Creek Avenue  
Suite 100 Orlando, FL  
32803-4899  
Tel. (407) 898-7875  
Fax. (407) 898-6043  
COPYRIGHT © A/R/C ASSOCIATES, INC.



REVISIONS

NO.	DATE	BY:



DESIGNATED REPAIRS AND REPLACEMENT OF:  
**ORCC WEST BLDG ROOF REPLACEMENT**  
ORANGE COUNTY CONVENTION CENTER  
9800 INTERNATIONAL DRIVE, ORLANDO, FL 32819

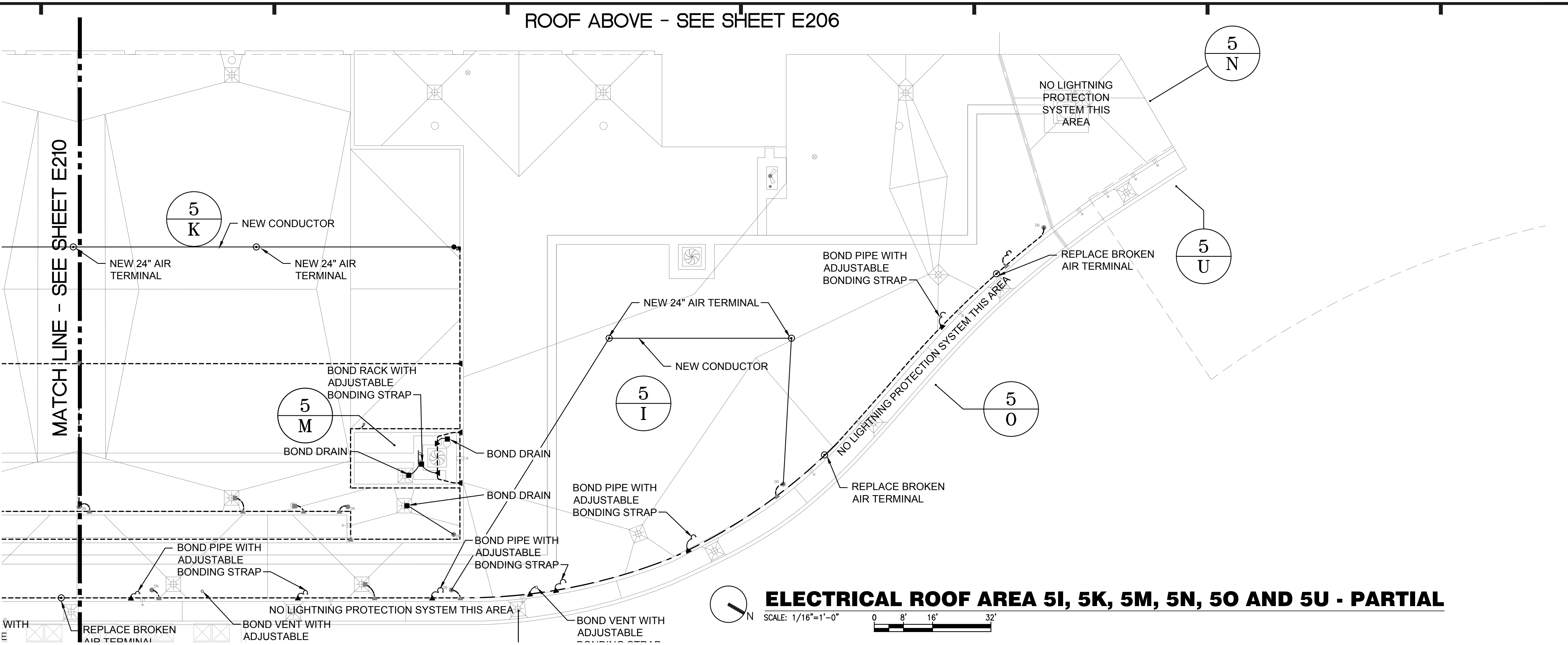
JOB NO.: 16032.00  
DRAWN BY: JR  
CHECKED BY: JLM  
DATE: 05-08-2017  
SCALE: 1/16" = 1'-0"  
PLOT SCALE:

**E-211**

SHEET NO.: 80 OF 106 SHEET(S)

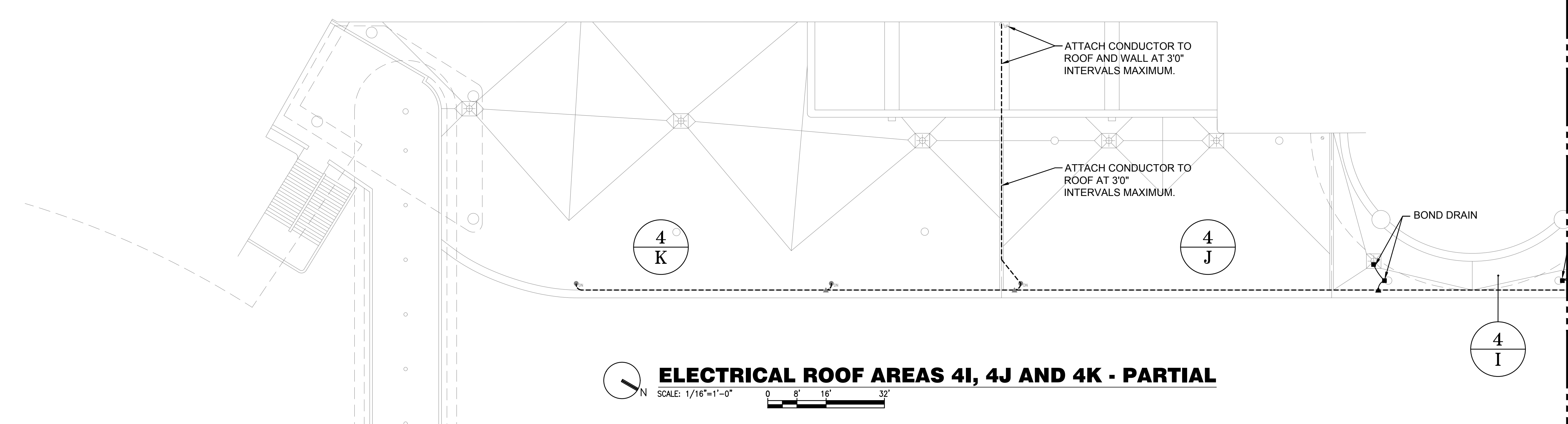
**GENERAL NOTES:**

- a. REFER TO SYMBOL LEGEND ON SHEET E-001.
- b. REFER TO BOOK SPECIFICATIONS.
- c. THE EXISTING LIGHTNING PROTECTION SYSTEM SHALL BE REMOVED AND REINSTALLED ONCE NEW MEMBRANE ROOF HAS BEEN INSTALLED. REINSTALLED LIGHTNING PROTECTION SHALL BE A COMPLETE CLASS 1 LIGHTNING PROTECTION SYSTEM IN ACCORDANCE WITH NFPA 780 AND UL96A.
- d. NEW AND REINSTALLED EXISTING CONDUCTORS SHALL HAVE A MINIMUM BEND RADIUS OF 8'.
- e. NEW AND REINSTALLED CONDUCTORS SHALL BE FASTENED TO THE STRUCTURE AT INTERVALS NOT EXCEEDING 3'.
- f. ALL METAL BODIES WITHIN 6' OF ANY CONDUCTOR OR METAL STRUCTURE THAT IS BONDED TO THE LIGHTNING PROTECTION SYSTEM MUST BE BONDED TO THE SYSTEM PER NFPA 780 STANDARDS.
- g. ALL SPLICES MUST BE MADE PER NFPA 780 STANDARDS.
- h. CONTRACTOR SHALL DISCONNECT EQUIPMENT PRIOR TO REMOVAL AND RECONNECT ONCE EQUIPMENT IS REINSTALLED.



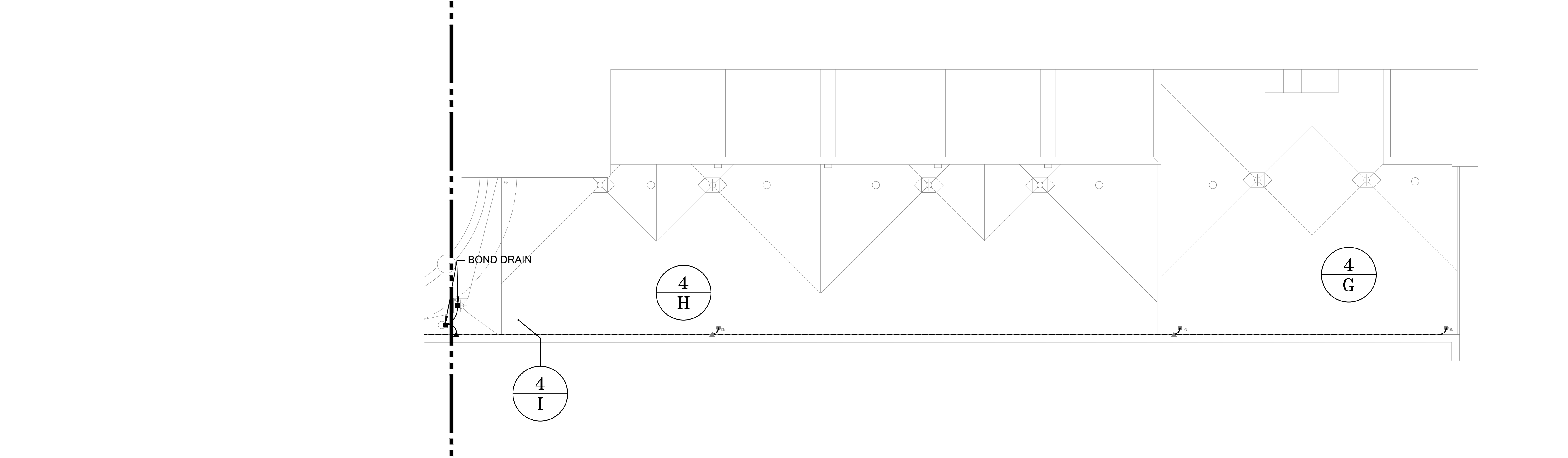
**ELECTRICAL ROOF AREA 5I, 5K, 5M, 5N, 5O AND 5U - PARTIAL**

SCALE: 1/16"=1'-0" 0 8' 16' 32'



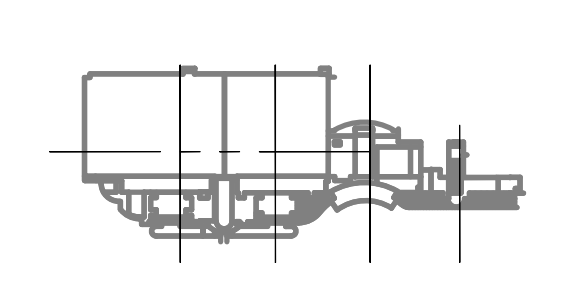
**ELECTRICAL ROOF AREAS 4I, 4J AND 4K - PARTIAL**

SCALE: 1/16"=1'-0" 0 8' 16' 32'



**ELECTRICAL ROOF AREAS 4G, 4H AND 4I - PARTIAL**

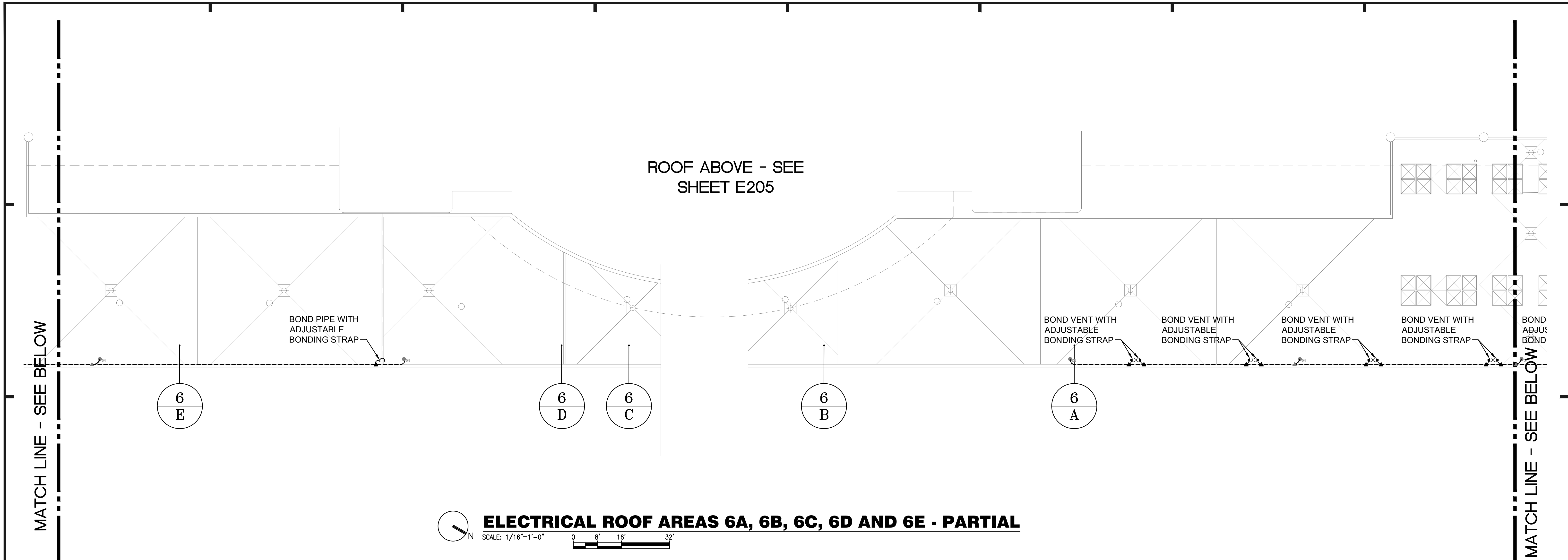
SCALE: 1/16"=1'-0" 0 8' 16' 32'



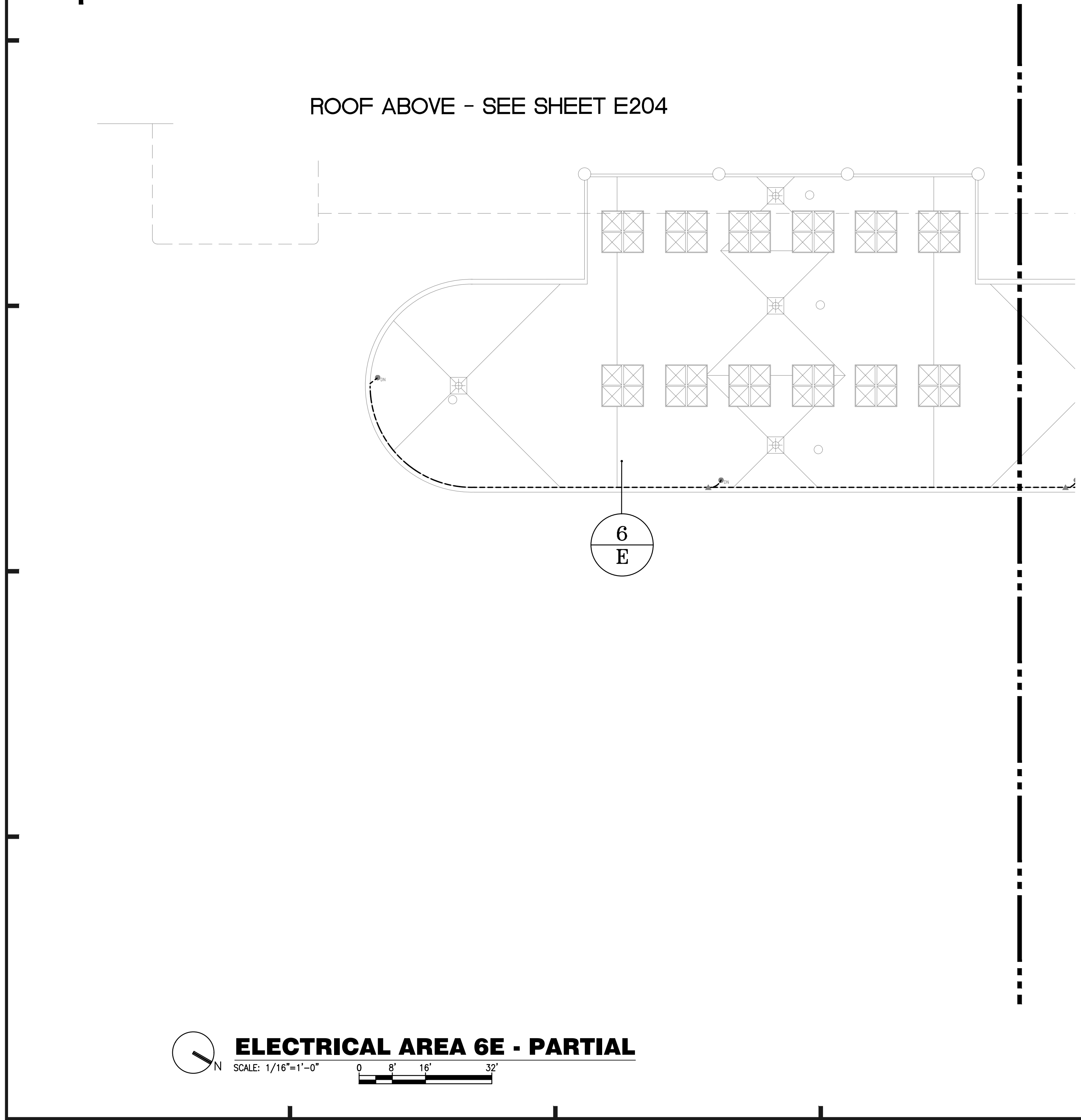
**KEY PLAN**

ELECTRICAL PARTIAL PLAN - AREAS 4G, 4H, 4I, 4J

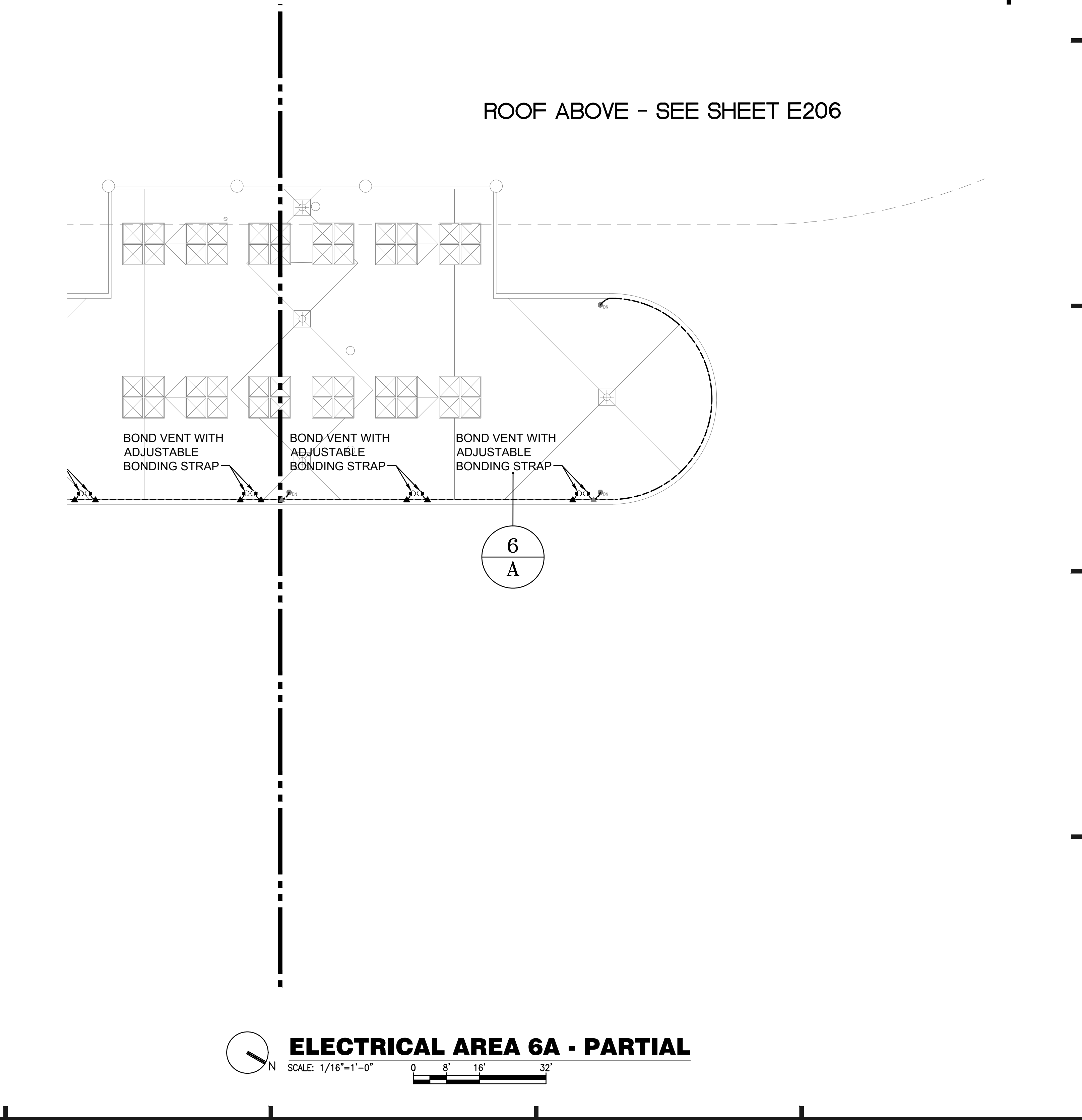




**ELECTRICAL ROOF AREAS 6A, 6B, 6C, 6D AND 6E - PARTIAL**  
 SCALE: 1/16"=1'-0"  
 0 8' 16' 32'



**ELECTRICAL AREA 6E - PARTIAL**  
 SCALE: 1/16"=1'-0"  
 0 8' 16' 32'



**ELECTRICAL AREA 6A - PARTIAL**  
 SCALE: 1/16"=1'-0"  
 0 8' 16' 32'

- GENERAL NOTES:**
- REFER TO SYMBOL LEGEND ON SHEET E-001.
  - REFER TO BOOK SPECIFICATIONS.
  - THE EXISTING LIGHTNING PROTECTION SYSTEM SHALL BE REMOVED AND REINSTALLED ONCE NEW MEMBRANE ROOF HAS BEEN INSTALLED. REINSTALLED LIGHTNING PROTECTION SHALL BE A COMPLETE CLASS 1 LIGHTNING PROTECTION SYSTEM IN ACCORDANCE WITH NFPA 780 AND UL96A.
  - NEW AND REINSTALLED EXISTING CONDUCTORS SHALL HAVE A MINIMUM BEND RADIUS OF 8'.
  - NEW AND REINSTALLED CONDUCTORS SHALL BE FASTENED TO THE STRUCTURE AT INTERVALS NOT EXCEEDING 3'.
  - ALL METAL BODIES WITHIN 6' OF ANY CONDUCTOR OR METAL STRUCTURE THAT IS BONDED TO THE LIGHTNING PROTECTION SYSTEM MUST BE BONDED TO THE SYSTEM PER NFPA 780 STANDARDS.
  - ALL SPLICES MUST BE MADE PER NFPA 780 STANDARDS.
  - CONTRACTOR SHALL DISCONNECT POWER TO THE MECHANICAL EQUIPMENT PRIOR TO REMOVAL AND RECONNECT ONCE EQUIPMENT IS REINSTALLED.

**A/R/C Associates Incorporated**  
 Architecture  
 Roof Consulting  
 Construction Technology  
 LIC. NBR AAC000932  
 601 North Fern Creek Avenue  
 Suite 100 Orlando, FL  
 32803-4899  
 Tel. (407) 898-7875  
 Fax. (407) 898-6043  
 COPYRIGHT © A/R/C ASSOCIATES, INC.

LOWE MUNDY  
 LICENSE  
 No. 70700  
 STATE OF FLORIDA  
 PROFESSIONAL ENGINEER

REVISIONS

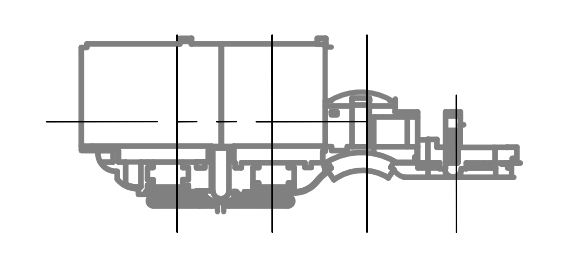
NO.	DATE	BY:

**SGM ENGINEERING, INC.**  
 MEP CONSULTING ENGINEERS  
 935 LAKE MILDENHALL LANE  
 ORLANDO, FL 32814  
 TEL: 407-767-5188  
 FAX: 407-767-3772  
 WWW.SGMENGINEERING.COM  
 COPYRIGHT © 2014 SGM ENGINEERING, INC.

**BASE CONSULTANTS**  
 Engineering & Construction I  
 1824 EAST ORANGE STREET  
 ORLANDO, FL 32817

ELECTRICAL PARTIAL PLAN - AREAS 6A, 6B, 6C, 6D, 6E  
 DESIGNATED REPAIRS AND REPLACEMENT OF:  
**ORCC WEST BLDG ROOF REPLACEMENT**  
**ORANGE COUNTY CONVENTION CENTER**  
 9800 INTERNATIONAL DRIVE, ORLANDO, FL 32819

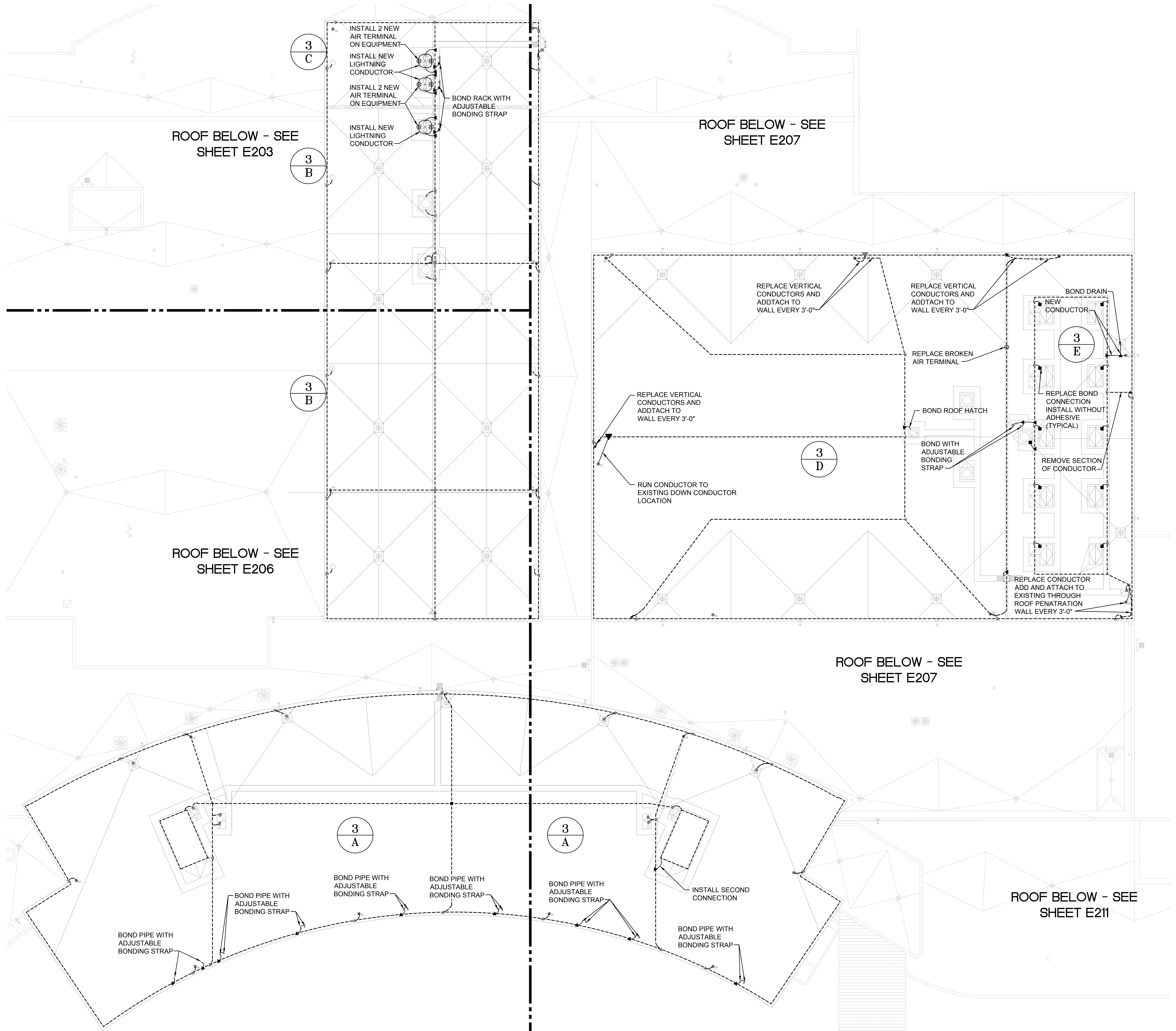
JOB NO.: 16032.00  
 DRAWN BY: JR  
 CHECKED BY: JLM  
 DATE: 05-08-2017  
 SCALE: 1/16" = 1'-0"  
 PLOT SCALE:



**KEY PLAN**


**E-212**  
 SHEET NO.:  
 67 OF 106 SHEET(S)






**GENERAL NOTES:**

- a. REFER TO SYMBOL LEGEND ON SHEET E-001.
- b. REFER TO BOOK SPECIFICATIONS.
- c. THE EXISTING LIGHTNING PROTECTION SYSTEM SHALL BE REMOVED AND REINSTALLED ONCE NEW MEMBRANE ROOF HAS BEEN INSTALLED. REINSTALLED LIGHTNING PROTECTION SHALL BE A COMPLETE CLASS 1 LIGHTNING PROTECTION SYSTEM IN ACCORDANCE WITH NFPA 780 AND UL96A.
- d. NEW AND REINSTALLED EXISTING CONDUCTORS SHALL HAVE A MINIMUM BEND RADIUS OF 8\".
- e. NEW AND REINSTALLED CONDUCTORS SHALL BE FASTENED TO THE STRUCTURE AT INTERVALS NOT EXCEEDING 3\".
- f. ALL METAL BODIES WITHIN 6\" OF ANY CONDUCTOR OR METAL STRUCTURE THAT IS BONDED TO THE LIGHTNING PROTECTION SYSTEM MUST BE BONDED TO THE SYSTEM PER NFPA 780 STANDARDS.
- g. ALL SPLICES MUST BE MADE PER NFPA 780 STANDARDS.
- h. CONTRACTOR SHALL DISCONNECT POWER PRIOR TO REMOVAL AND RECONNECT ONCE EQUIPMENT IS REINSTALLED.



**A/R/C Associates Incorporated**

Architecture  
Roof Consulting  
Construction Technology  
LIC. NBR AAC000932  
601 North Fern Creek Avenue  
Suite 100 Orlando, FL  
32803-4899  
Tel. (407) 898-7875  
Fax: (407) 898-6043  
COPYRIGHT © A/R/C ASSOCIATES, INC.



REVISIONS		
NO.	DATE	BY:

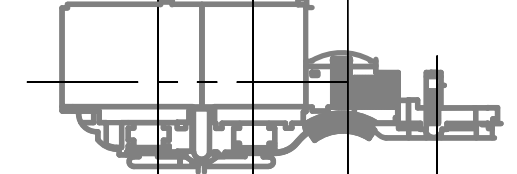


DESIGNATED REPAIRS AND REPLACEMENT OF:  
**OCCC WEST BLDG ROOF REPLACEMENT**  
ORANGE COUNTY CONVENTION CENTER  
9800 INTERNATIONAL DRIVE, ORLANDO, FL 32819

JOB NO.: 16032.00  
DRAWN BY: JR  
CHECKED BY: JLM  
DATE: 05-08-2017  
SCALE: 1/16" = 1'-0"  
PLOT SCALE:

**E-213**

SHEET NO.: 80 OF 106 SHEET(S)



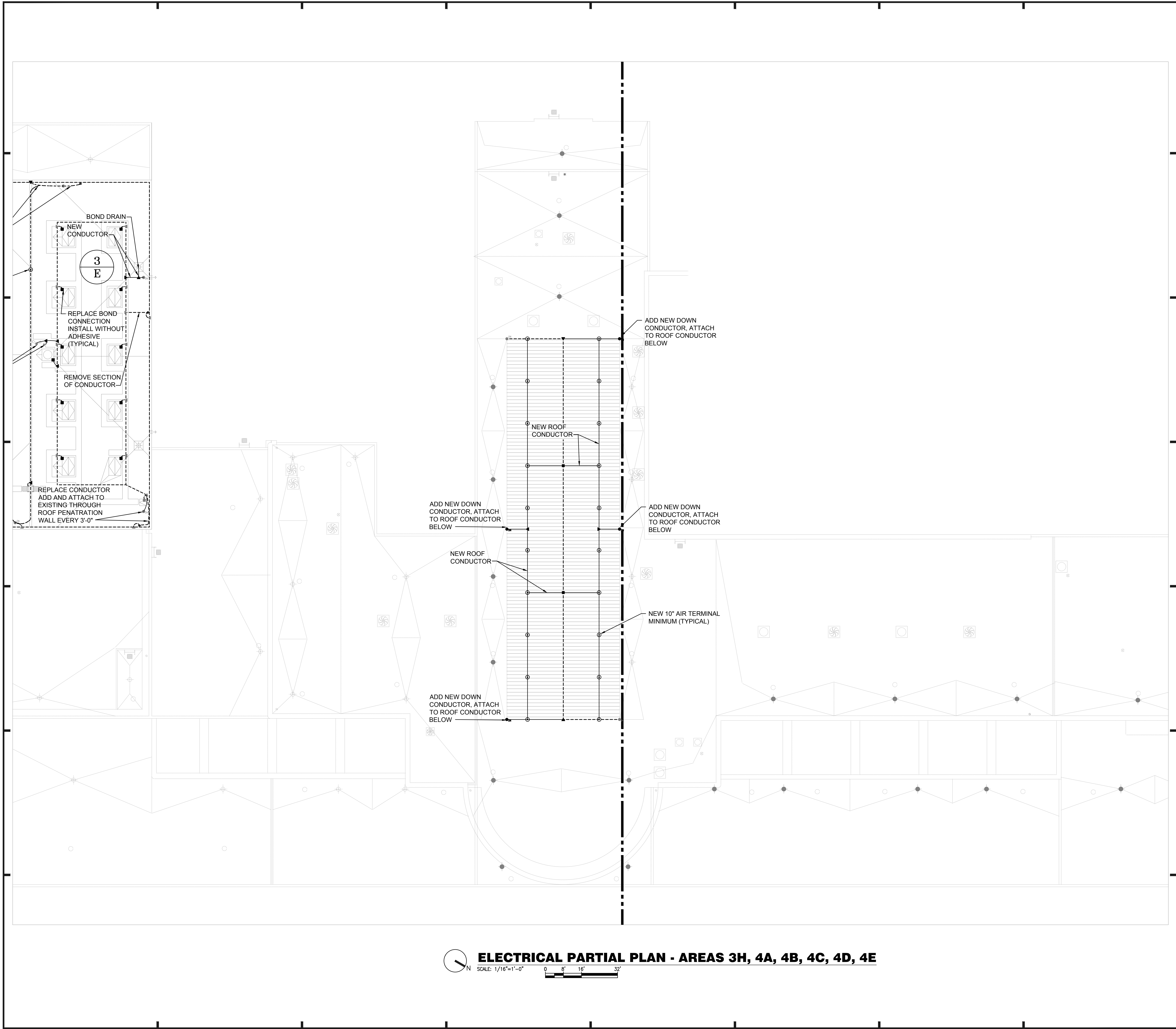
**KEY PLAN**

**ELECTRICAL ROOF AREAS 3A, 3B, 3C, 3D AND 3E - PARTIAL**

SCALE: 1/16"=1'-0" 0 6' 12' 32'

ELECTRICAL PARTIAL PLAN - AREAS 3A, 3B, 3C, 3D, 3E





**GENERAL NOTES:**

- a. REFER TO SYMBOL LEGEND ON SHEET E-001.
- b. REFER TO BOOK SPECIFICATIONS.
- c. THE EXISTING LIGHTNING PROTECTION SYSTEM SHALL BE REMOVED AND REINSTALLED ONCE NEW MEMBRANE ROOF HAS BEEN INSTALLED. REINSTALLED LIGHTNING PROTECTION SHALL BE A COMPLETE CLASS 1 LIGHTNING PROTECTION SYSTEM IN ACCORDANCE WITH NFPA 780 AND UL96A.
- d. NEW AND REINSTALLED EXISTING CONDUCTORS SHALL HAVE A MINIMUM BEND RADIUS OF 6".
- e. NEW AND REINSTALLED CONDUCTORS SHALL BE FASTENED TO THE STRUCTURE AT INTERVALS NOT EXCEEDING 3'.
- f. ALL METAL BODIES WITHIN 6' OF ANY CONDUCTOR OR METAL STRUCTURE THAT IS BONDED TO THE LIGHTNING PROTECTION SYSTEM MUST BE BONDED TO THE SYSTEM PER NFPA 780 STANDARDS.
- g. ALL SPLICES MUST BE MADE PER NFPA 780 STANDARDS.
- h. CONTRACTOR SHALL DISCONNECT EQUIPMENT PRIOR TO REMOVAL AND RECONNECT ONCE EQUIPMENT IS REINSTALLED.

**A/R/C Associates Incorporated**  
 Architecture  
 Roof Consulting  
 Construction Technology  
 LIC. NBR AAC000932  
 601 North Fern Creek Avenue  
 Suite 100 Orlando, FL  
 32803-4899  
 Tel. (407) 898-7875  
 Fax. (407) 898-6043  
 COPYRIGHT © A/R/C ASSOCIATES, INC.

JUSTIN LOWE  
 LICENSE  
 No. 70700  
 STATE OF FLORIDA  
 PROFESSIONAL ENGINEER

REVISIONS		
NO.	DATE	BY:

**SGM ENGINEERING**  
 MEP CONSULTING ENGINEERS  
 CA 000008  
 815 LAKE BELMONT LANE  
 ORLANDO, FL 32814  
 TEL: 407-767-5188  
 FAX: 407-767-3772  
 WWW.SGMENGINEERING.COM  
 COPYRIGHT © 2014 SGM ENGINEERING, INC.

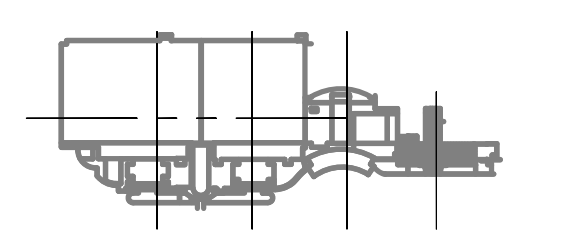
**BASE CONSULTANTS**  
 Engineering & Construction I  
 100110000  
 OPERATING AS AN AUTHORIZED AND AFFILIATED COMPANY OF THE STATE OF FLORIDA  
 1814 EAST ORANGE STREET  
 ORLANDO, FL 32817

DESIGNATED REPAIRS AND REPLACEMENT OF:  
**ORCC WEST BLDG ROOF REPLACEMENT**  
**ORANGE COUNTY CONVENTION CENTER**  
**9800 INTERNATIONAL DRIVE, ORLANDO, FL 32819**

JOB NO.: 16032.00  
 DRAWN BY: JR  
 CHECKED BY: JLM  
 DATE: 05-08-2017  
 SCALE: 1/16" = 1'-0"  
 PLOT SCALE:

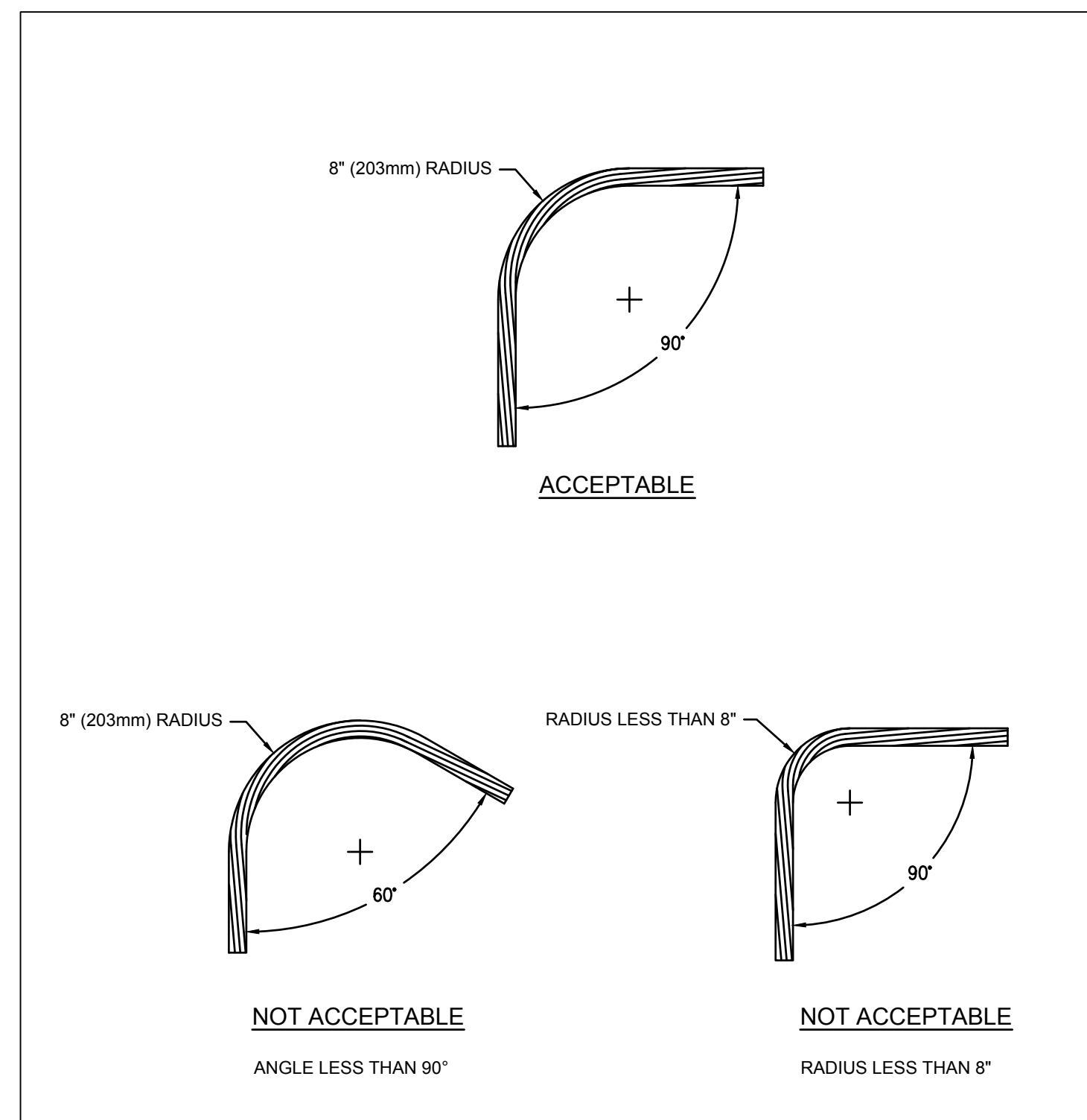
**E-214**  
 SHEET NO.:  
 80 OF 106 SHEET(S)

**ELECTRICAL PARTIAL PLAN - AREAS 3H, 4A, 4B, 4C, 4D, 4E**  
 SCALE: 1/16"=1'-0" 0 8' 16' 32'

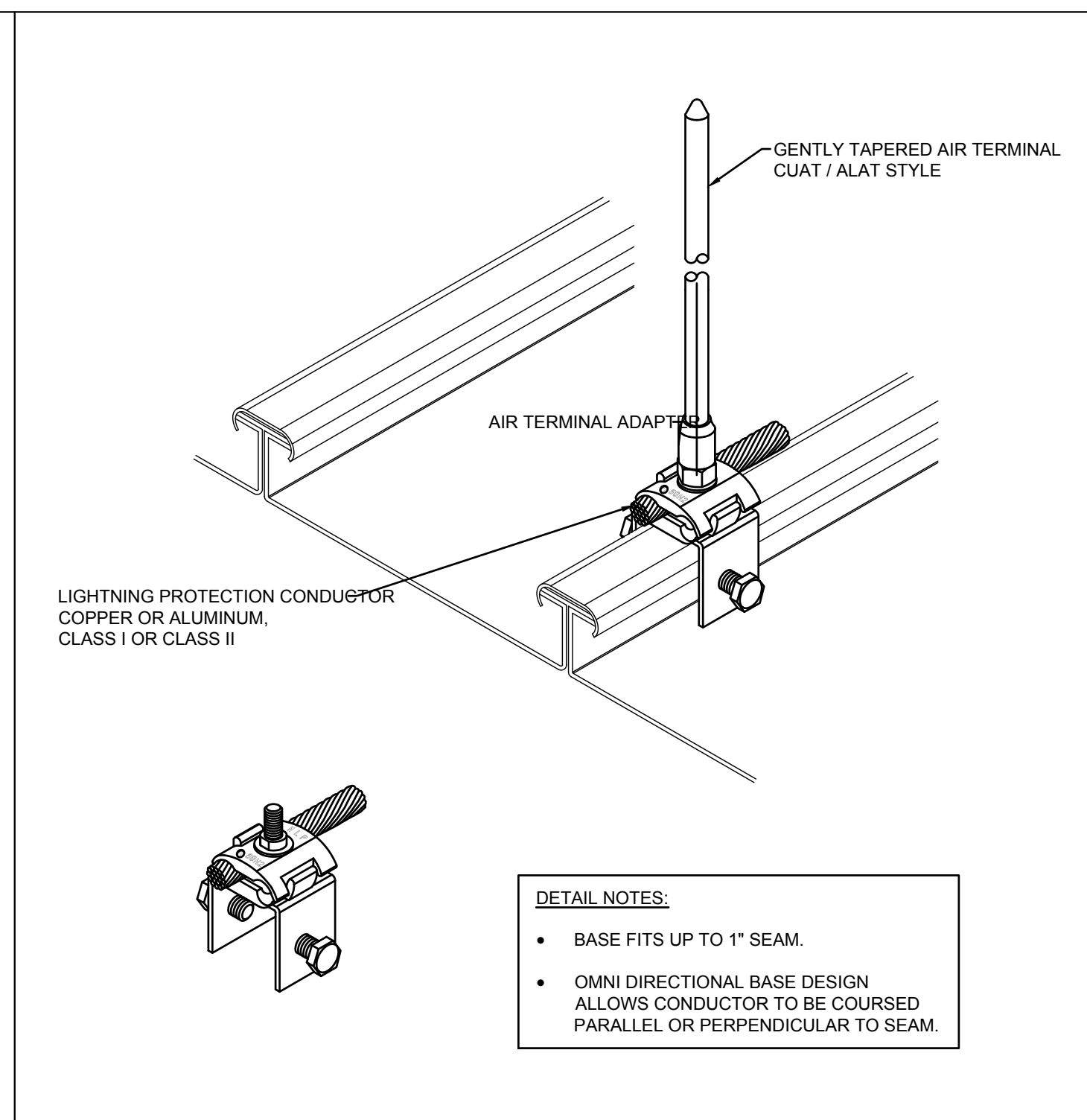


**KEY PLAN**

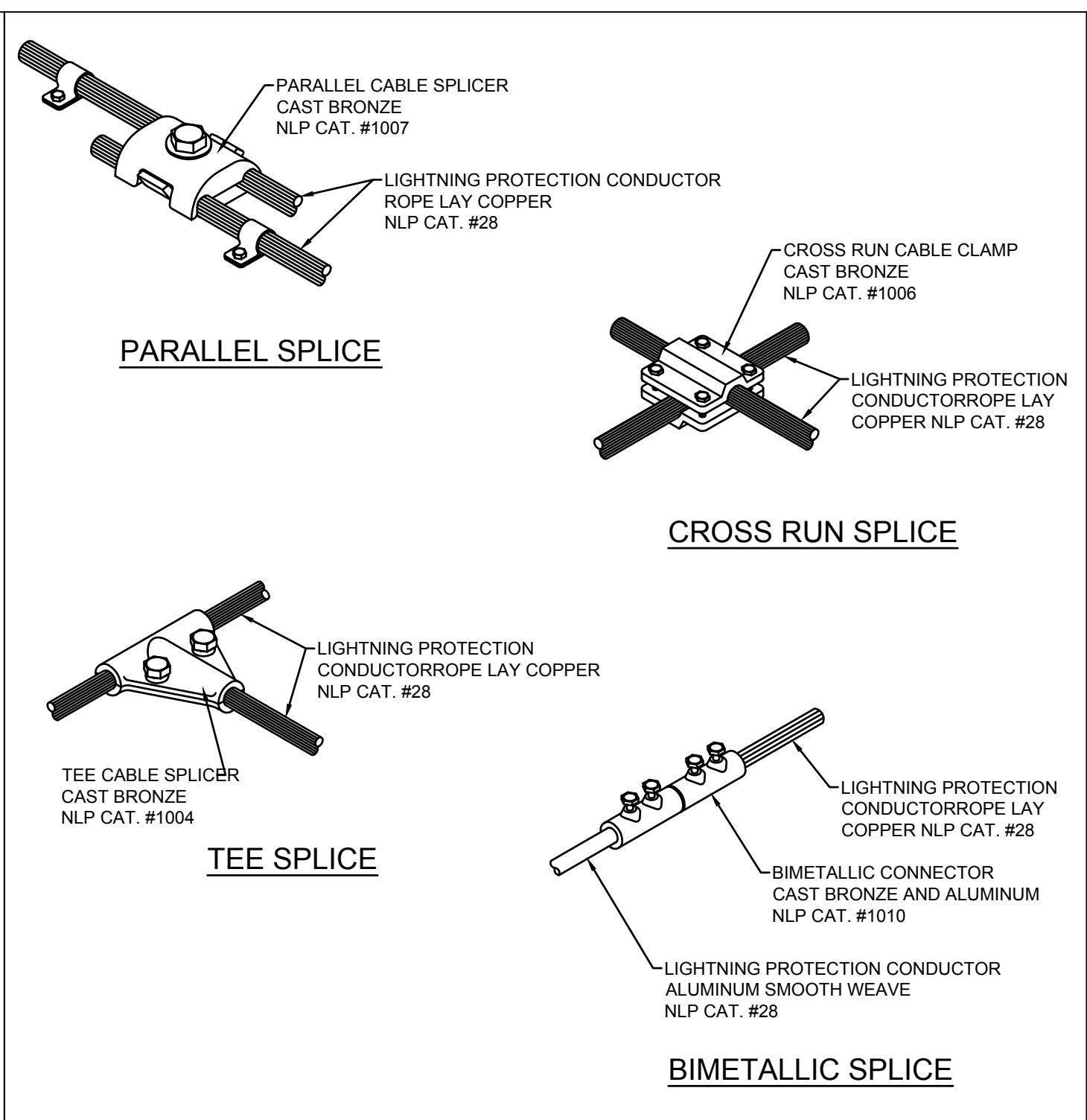




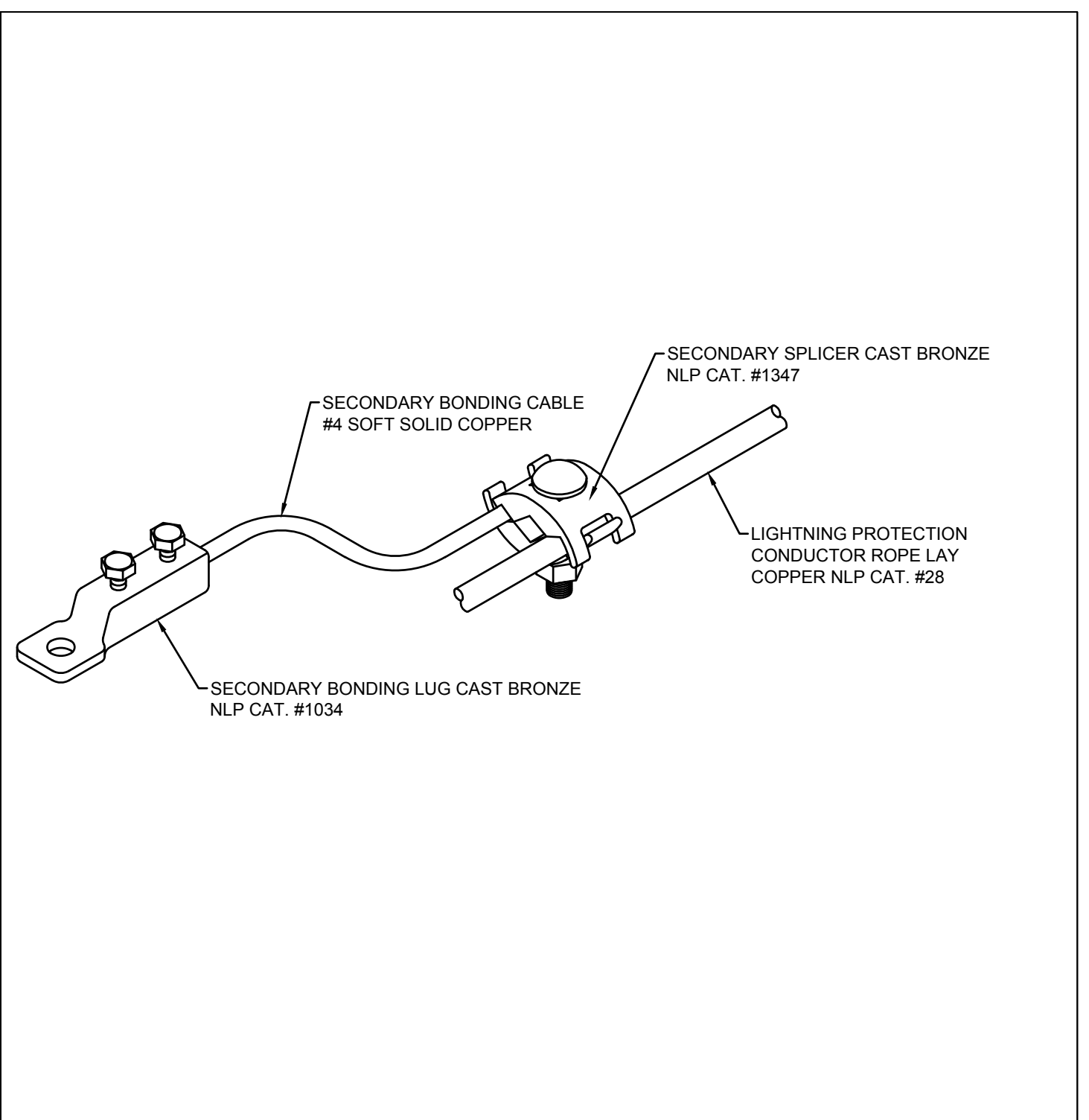
LIGHTNING CONDUCTOR ACCEPTABLE BEND RADIUS 1  
No Scale



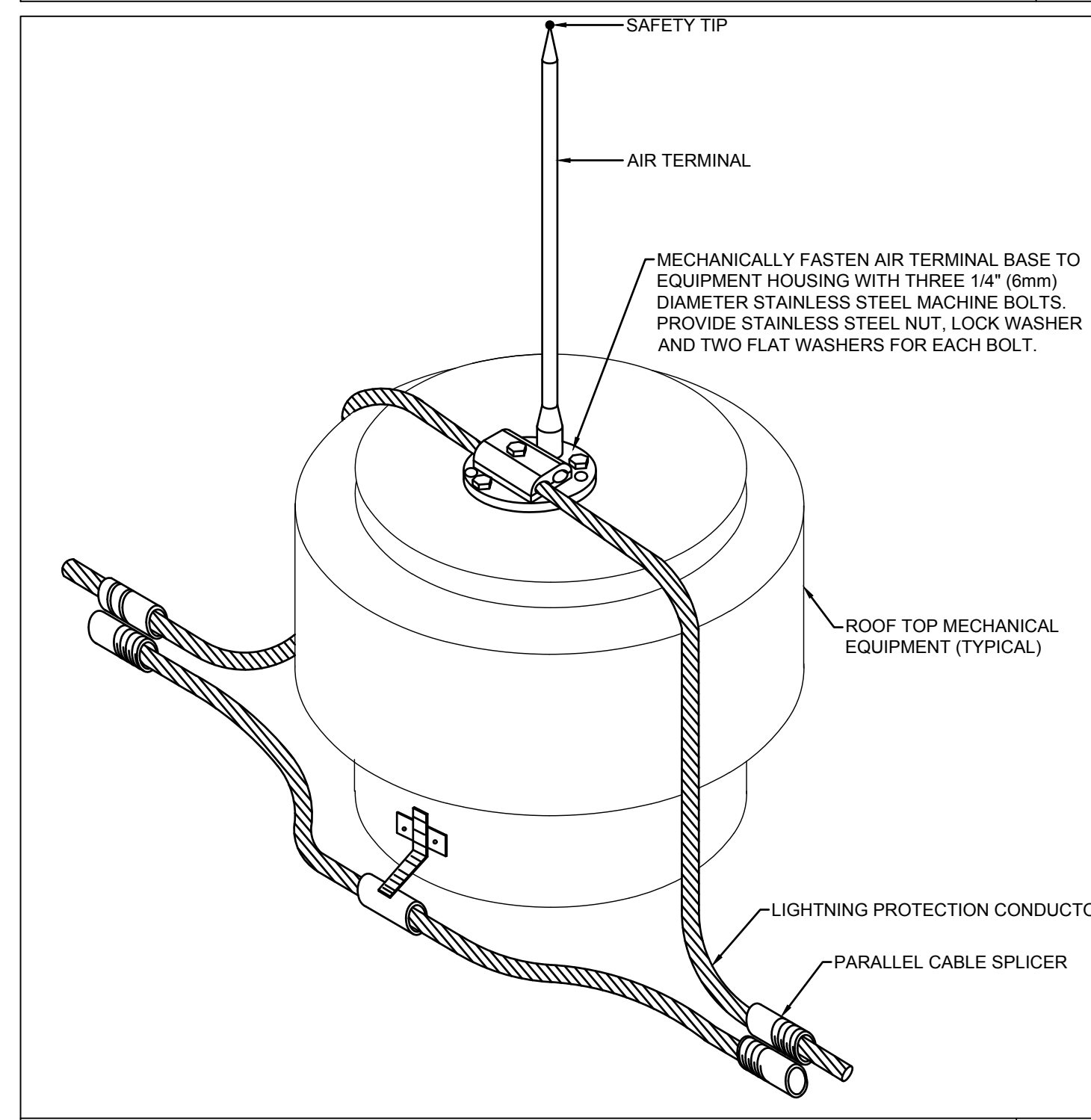
STANDING SEAM AIR TERMINAL 2  
No Scale



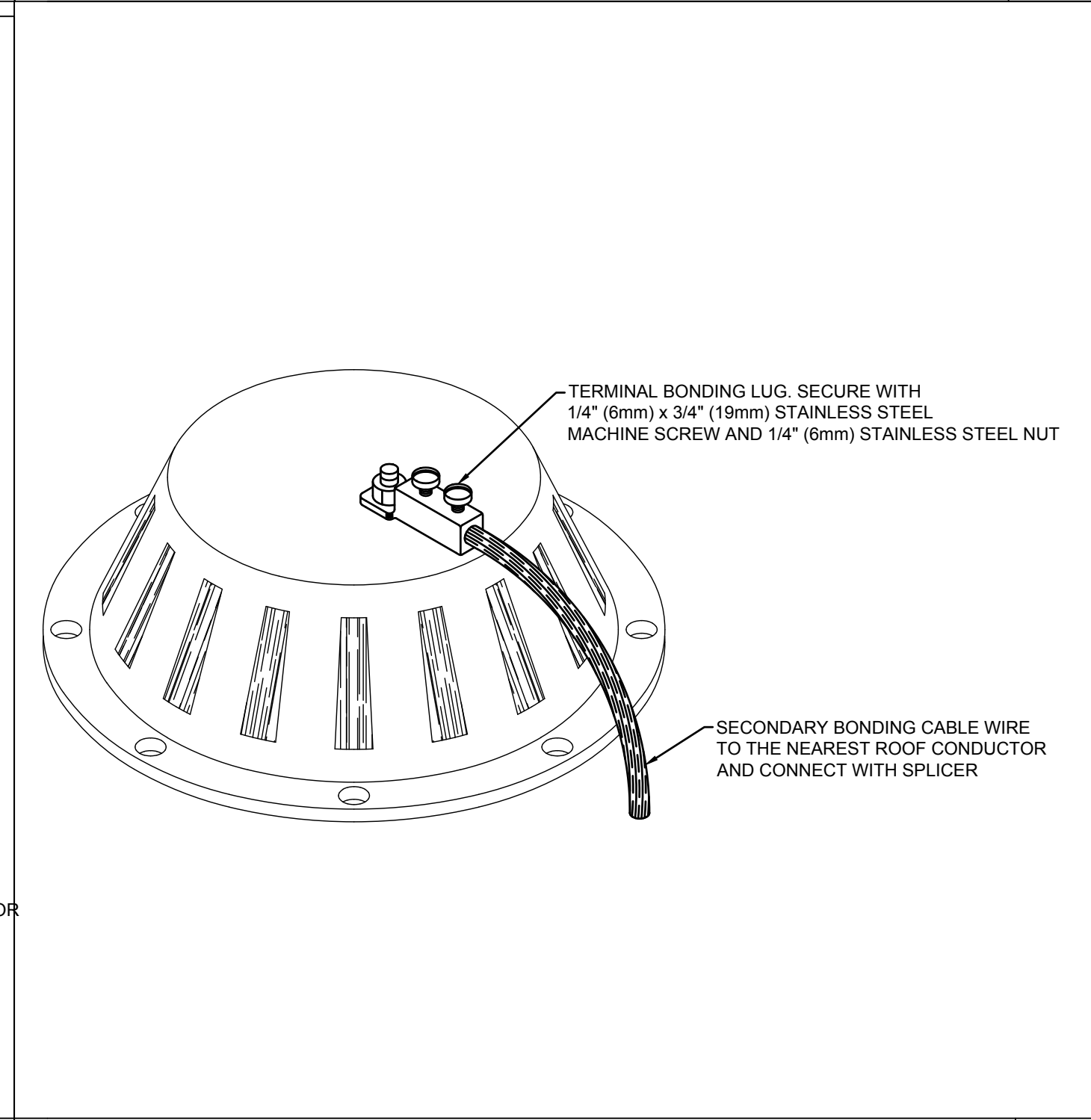
CONDUCTOR SPLICING METHODS 3  
No Scale



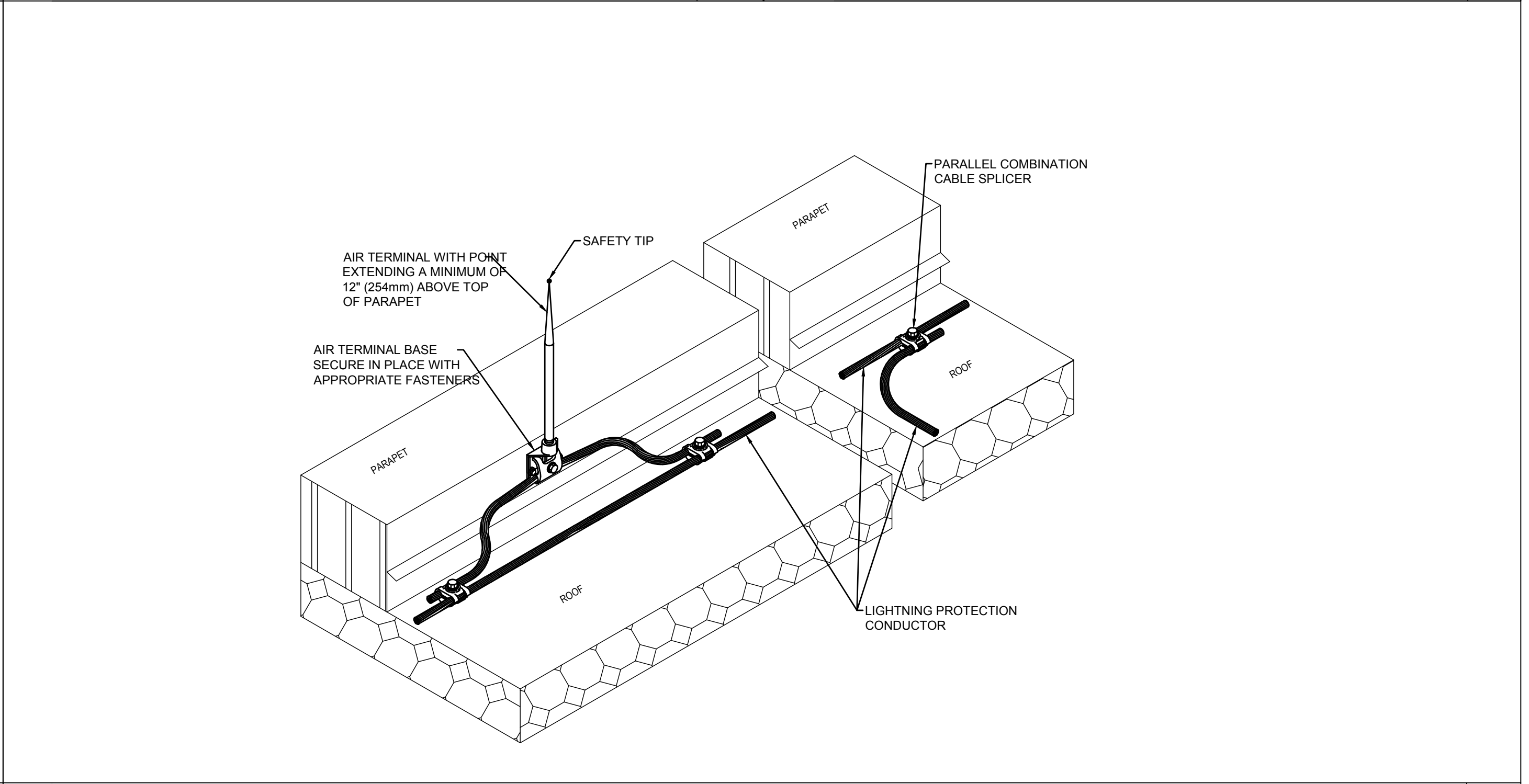
SECONDARY BONDING CONDUCTOR AND LUG 4  
No Scale



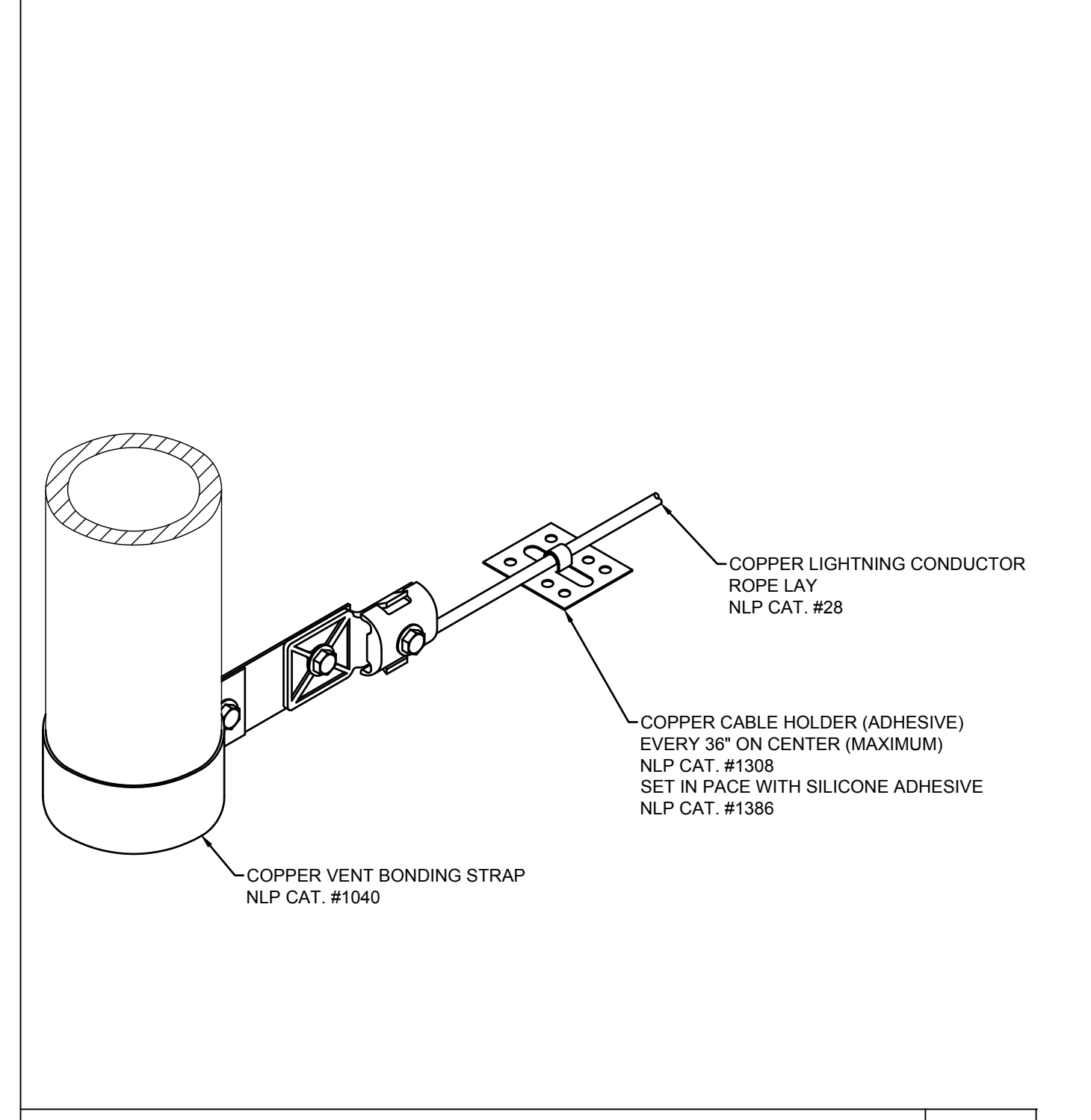
ROOF EQUIPMENT AIR TERMINAL 5  
No Scale



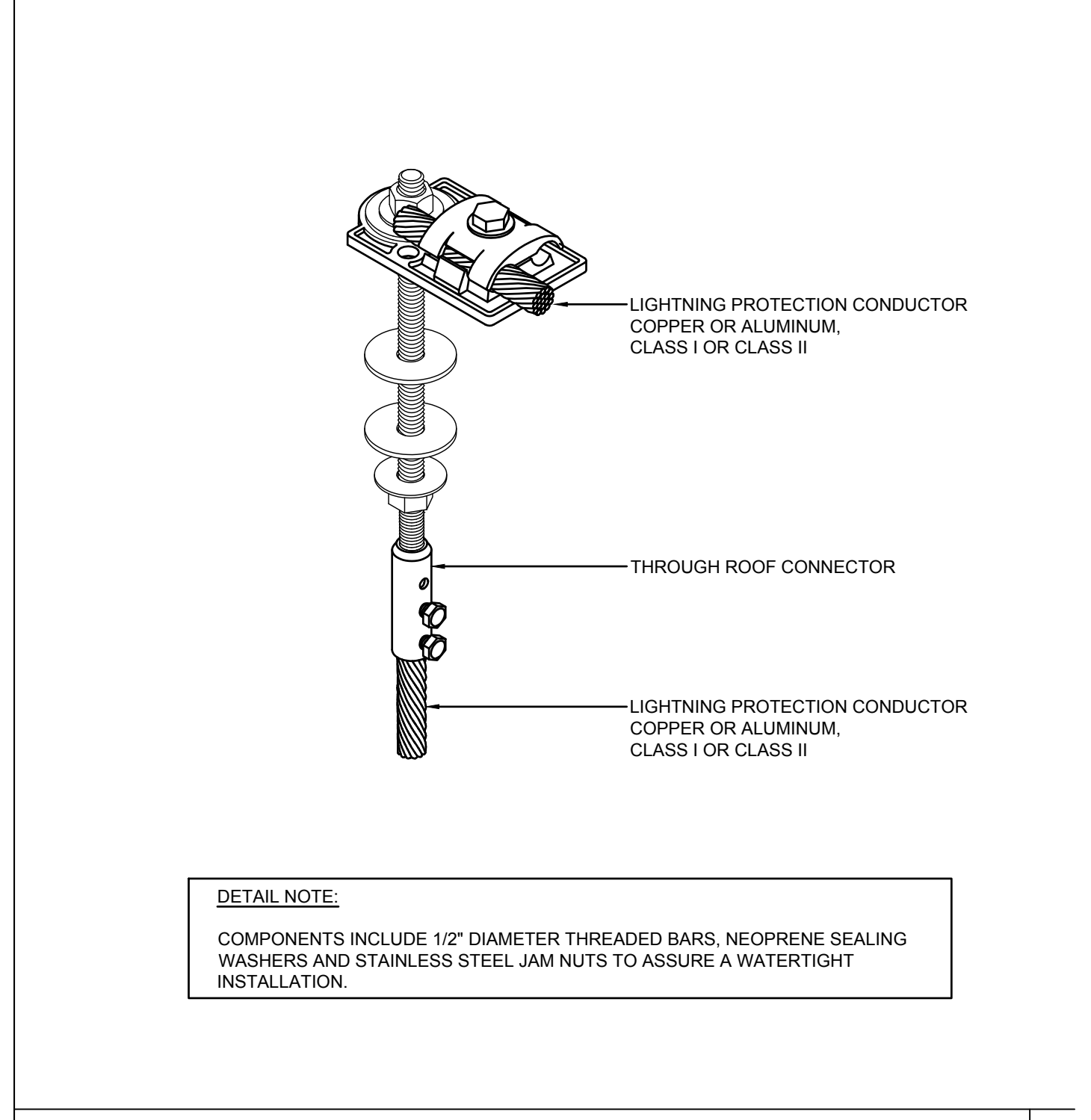
ROOF DRAIN CONDUCTOR BOND 6  
No Scale




PARAPET AIR TERMINAL 7  
No Scale



VENT BOND STRAP 8  
No Scale




STANDING SEAM ROOF PENETRATION CONNECTOR 9  
No Scale



A/R/C  
Associates  
Incorporated

Architecture  
Roof Consulting  
Construction Technology  
LIC. NBR AAC000932  
001 North Fern Creek Avenue  
Suite 100 Orlando, FL  
32803-4889  
Tel. (407) 598-7875  
Fax. (407) 598-8045  
COPYRIGHT © A/R/C ASSOCIATES, INC.



REVISIONS

NO.	DATE	BY:



935 LAKE BALDWIN LANE  
ORLANDO, FL 32814  
TEL: 407-763-5188  
FAX: 407-763-5722  
WWW.SGMENGINEERING.COM  
COPYRIGHT © 2014 SGM ENGINEERING, INC.



1500 N. W. 10TH AVENUE, SUITE 100  
MIAMI, FL 33136  
TEL: 305-577-7327  
FAX: 305-577-7327

DESIGNATED REPAIRS AND REPLACEMENT OF  
**OCCC WEST BLDG ROOF REPLACEMENT**  
ORANGE COUNTY CONVENTION CENTER  
9800 INTERNATIONAL DRIVE, ORLANDO, FL 32819

JOB NO.: 16032.00  
DRAWN BY: JR  
CHECKED BY: JLM  
DATE: 05-08-2017  
SCALE: 1:1  
PLOT SCALE:

**E-601**

SECRET NO.:  
90 OF 106 SHEET(S)

ELECTRICAL DETAILS



ROOF DRAIN SCHEDULE			
MARK	BODY	DOME OR STRAINER	MANUFACTURER
RD-1	CAST IRON	CAST IRON	ZURN #ZC-100-EA-C-R J.R. SMITH #1015-C-R-CID WADE #W-3000-AE-42-52
ORD-1	CAST IRON	CAST IRON WITH INTERNAL 2" WATER DAM	ZURN #ZC-100-EA-C-R-W2 J.R. SMITH #1074-C-R-CID-CIS WADE #W-3000-AE-42-52-D

**ROOF DRAIN NOTE:**

1. PROVIDE ALL ROOF DRAINS WITH UNDERDECK CLAMP, SUMP RECEIVER, ADJUSTABLE EXTENSION, AND CAST IRON DOME.


PLUMBING SYMBOL LEGEND		
SYMBOL	DESCRIPTION	ABBREVIATION
—ST—	STORM PIPING ABOVE GRADE	ST
—STO—	STORM OVERFLOW PIPING ABOVE GRADE	STO
—ST—	STORM PIPING TO BE DEMOLISHED	ST
—STO—	STORM OVERFLOW TO BE DEMOLISHED	STO
—∞—	ROLL DOWN	DN
⌋	ELBOW TURNED DOWN	DN
⌋	ELBOW TURNED UP	UP
⌋	TEE TURNED UP	UP
⌋	TEE TURNED DOWN	DN
⊙	ROOF DRAIN	RD
→	FLOW ARROW	—
⊖	POINT OF DEMOLITION	POD
⊕	POINT OF CONNECTION	POC

- | PLUMBING GENERAL NOTES |  |  |
|------------------------|--|--|
| 1.                     | REFERENCE THE SPECIFICATIONS FOR MATERIALS AND EQUIPMENT STANDARDS.  |  |
| 2.                     | THE INSTALLATION OF THE PLUMBING SYSTEMS AND EQUIPMENT SHALL COMPLY WITH ALL APPLICABLE CODES INCLUDING BUT NOT LIMITED TO STATE AND LOCAL CODES.  |  |
| 3.                     | THE CONTRACTOR SHALL COORDINATE THE INTERRUPTION OF ALL UTILITY SERVICES WITH OWNER'S REPRESENTATIVE. PROVIDE A MINIMUM OF FIVE WORKING DAYS ADVANCED NOTICE, OR PER PLUMBING SPECIFICATIONS, OF SCHEDULED UTILITY DISCONNECTION.  |  |
| 4.                     | PROVIDE ANY ADDITIONAL FITTINGS REQUIRED FOR PROPER INSTALLATION AND TO MAINTAIN PROPER CLEARANCES. COORDINATE WITH ALL TRADES AND OTHER POTENTIAL OBSTRUCTIONS AND ROUTE PIPING TO AVOID INTERFERENCES.   |  |
| 5.                     | CONCEAL PIPING ABOVE CEILINGS, WITHIN WALLS OR CHASES EXCEPT IN MECHANICAL ROOMS OR AS SPECIFICALLY NOTED.   |  |
| 6.                     | FIRESTOP ALL PENETRATIONS THROUGH RATED WALLS, CEILINGS, AND FLOORS WITH LISTED ASSEMBLIES AND SLEEVE WHERE REQUIRED. FIRESTOP ASSEMBLIES SHALL BE EQUAL OR EXCEED THE RATING OF THE WALL OR FLOOR. ALL FIRESTOP ASSEMBLIES SHALL MEET ASTM E-814 REQUIREMENTS. SEE ARCHITECTURAL DRAWINGS FOR FINAL FINISHES AND ADDITIONAL PIPE PENETRATION REQUIREMENTS.  |  |
| 7.                     | UNLESS NOTED OTHERWISE, SLOPE ALL STORM DRAIN AND CONDENSATE DRAIN PIPING 3" PIPE SIZE & LARGER A MINIMUM OF 1/8" PER FT. OF RUN, AND 2" PIPE SIZE AND SMALLER A MINIMUM 1/4" PER FT. OF RUN.  |  |
| 8.                     | IF THE INTENT OF THE INFORMATION SHOWN ON THESE DOCUMENTS IS NOT CLEAR, OR IS CAPABLE OF MORE THAN ONE INTERPRETATION, SUCH MATTERS SHALL BE BROUGHT TO THE ATTENTION OF THE ARCHITECT/ENGINEER IN WRITING BEFORE THE SUBMISSION OF BIDS, AND THE ARCHITECT/ENGINEER SHALL MAKE CORRECTION OR EXPLANATION IN WRITING.  |  |
| 9.                     | WHERE THE CONTRACTOR PROPOSES ALTERNATE SOLUTIONS, DIFFERENT ROUTINGS OF PIPING, DIFFERENT LOCATIONS OF EQUIPMENT, FIXTURES, ETC., THE CONTRACTOR SHALL BE RESPONSIBLE FOR ALL OF THE RAMIFICATIONS OF THE PROPOSED CHANGE THAT ARE NOT INCLUDED IN HIS PROPOSAL, BUT BECOME APPARENT AT A LATER DATE, AND SHALL BEAR THE CONSEQUENCES OF CORRECTING ANY AND ALL CONFLICTS, DEFICIENCIES OR OTHER PROBLEMS AT NO INCREASE IN COST OR INCREASE IN CONSTRUCTION TIME ALLOTTED. |  |
| 10.                    | CONTRACTOR SHALL INSTALL ALL PIPING PER THE MANUFACTURE'S INSTALLATION REQUIREMENTS AND/OR RECOMMENDATIONS.  |  |
| 11.                    | REFER TO THE ARCHITECTURAL PLANS FOR ADDITIONAL DETAILS AND SPECIFICATIONS RELATING TO PLUMBING FINISHES AND PIPE ROUTING. MATCH PLUMBING PIPING TO ADJACENT FINISHES.   |  |
| 12.                    | SCUPPER SIZES SHOWN ON THE PLANS DENOTE THE MINIMUM REQUIRED OPENING SIZE ASSUMING THE MAXIMUM ALLOWABLE HEAD OF 4'. THE CONTRACTOR SHALL INCREASE THE SCUPPER OPENING SIZE TO MATCH THE OPENING SIZE OF ANY EXISTING SCUPPERS IN THE SAME GENERAL AREA TO MAINTAIN A CONSISTENT APPEARANCE.   |  |

- | PLUMBING DEMOLITION NOTES |  |  |
|---------------------------|--|--|
| 1.                        | STORM DRAINAGE SYSTEMS SHALL REMAIN FUNCTIONING AT ALL TIMES DURING CONSTRUCTION. PLUMBING DEMOLITION AND NEW WORK SHALL BE PHASED SUCH THAT NO AREAS ARE WITHOUT DRAINAGE SYSTEMS. ALL CONNECTIONS FROM EXISTING SYSTEMS TO NEW SYSTEMS SHALL BE PERFORMED DURING NON-OPERATIONAL HOURS TO PREVENT DOWNTIME IN ANY AREA OF THE SYSTEM. NEW ROOF DRAIN SHOULD BE FULLY INSTALLED TO EXISTING PIPING IN A SAFE AND CONSISTENT MANNER. |  |


**PLUMBING SCOPE OF WORK**

1. THIS BRIEF DESCRIPTION OF THE SCOPE OF WORK IS NOT ALL INCLUSIVE AND IS COMPLEMENTED BY THE SET OF CONSTRUCTION DOCUMENTS AND SPECIFICATIONS.
2. THE CONTRACTOR SHALL REMOVE THE EXISTING ROOF DRAINS AND INSTALL NEW ROOF DRAINS FOR ALL DRAINS SHOWN ON THE PLANS. THE NEW ROOF DRAINS SHALL BE DISCONNECTED FROM THE EXISTING ROOF DRAINAGE PIPING AND RECONNECTED TO THE EXISTING ROOF DRAINAGE PIPING. EXISTING INSULATION SHALL BE REPAIRED OR REPLACED AT EACH ROOF DRAIN.
3. THE CONTRACTOR SHALL INSTALL NEW ROOF DRAINS AND ROOF DRAIN PIPING AS SHOWN ON THE PLANS. ALL SUCH WORK SHALL MEET THE REQUIREMENTS OF THE FLORIDA BUILDING CODE 5TH EDITION (2014), PLUMBING.
4. ALL WORK SHALL BE PHASED IN CONJUNCTION WITH THE ROOFING WORK TO HAVE THE LEAST IMPACT ON THE OPERATION OF THE FACILITY. FOR EACH DRAIN, THE CONTRACTOR SHALL NOTIFY THE OWNER AT LEAST TWO WEEKS IN ADVANCE THE INTENDED ROOF DRAINS TO BE DISCONNECTED AND THE MAXIMUM DURATION OF POSSIBLE DISRUPTION TO THE FACILITY. THE CONTRACTOR SHALL COORDINATE WITH THE GENERAL CONTRACTOR TO DETERMINE THE LENGTH OF TIME THE PHASED WORK WILL REQUIRE.
5. THE CONTRACTOR SHALL INCLUDE THE COST OF PROVIDING TEMPORARY ROOF DRAINAGE PIPING TO PREVENT THE ACCUMULATION OF RAIN WATER ON ANY AREA OF THE ROOF UNDER CONSTRUCTION.
6. FOR THIS SCOPE OF WORK, THE TERMS ROOF DRAIN AND ROOF DRAINAGE PIPING SHALL INCLUDE BOTH PRIMARY AND SECONDARY (OVERFLOW) ROOF DRAINS AND ROOF DRAINAGE PIPING.




**A/R/C Associates Incorporated**

Roof Consulting  
Construction Technology  
LIC. NBR AAC000932  
601 North Fern Creek Avenue  
Suite 100 Orlando, FL 32806-4890  
Tel. (407) 858-7875  
Fax. (407) 858-0043  
COPYRIGHT © A/R/C ASSOCIATES, INC.



REVISIONS		
NO.	DATE	BY:



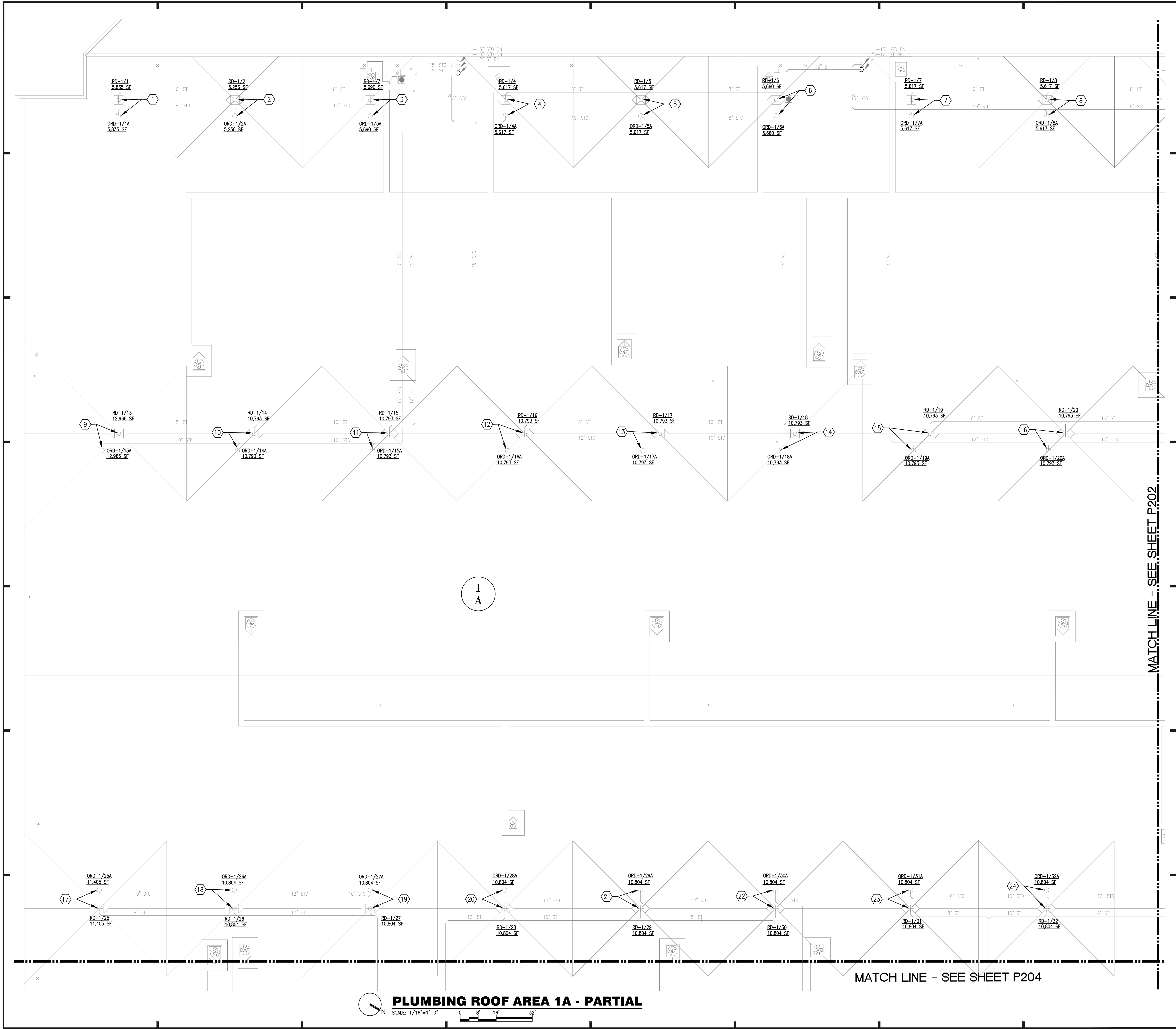
PLUMBING SYMBOLS LEGEND AND GENERAL NOTES

DESIGNATED REPAIRS AND REPLACEMENT OF:  
**OCOC WEST BLDG ROOF REPLACEMENT**  
ORANGE COUNTY CONVENTION CENTER  
9800 INTERNATIONAL DRIVE, ORLANDO, FL 32819

JOB NO.: 16032.00  
DRAWN BY: WPH  
CHECKED BY: JEB  
DATE: 05-08-2017  
SCALE:  
PLOT SCALE:

**P-001**  
SHEET NO.:  
01 OF 105 SHEET(S)



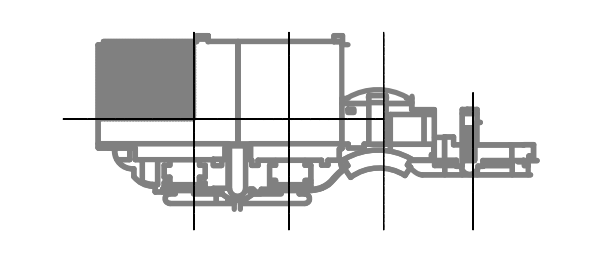


**PLUMBING ROOF AREA 1A - PARTIAL**  
 SCALE: 1/16"=1'-0"  
 0 8' 16' 32'

**GENERAL NOTES:**

- ALL WORK SHALL BE PERFORMED IN ACCORDANCE WITH THE REQUIREMENTS OF THE FLORIDA BUILDING CODE 5TH EDITION (2014), AND THE FLORIDA BUILDING CODE 5TH EDITION (2014), PLUMBING.
- UNLESS OTHERWISE NOTED, ALL EXISTING ROOF DRAINS SHALL BE DISCONNECTED FROM EXISTING ROOF DRAIN PIPING AND REPLACED WITH NEW ROOF DRAINS AS SHOWN ON THE DRAWINGS. ALL REQUIRED FITTINGS, FASTENERS, AND ACCESSORIES SHALL BE INCLUDED FOR A COMPLETE ROOF DRAIN INSTALLATION. REFER TO ARCHITECTURAL DRAWINGS FOR ADDITIONAL REQUIREMENTS.

- PLAN KEY NOTES:**
- 6" ROOF DRAIN RD-1/1 AND 6" OVERFLOW ROOF DRAIN ORD-1/1A.
  - 6" ROOF DRAIN RD-1/2 AND 6" OVERFLOW ROOF DRAIN ORD-1/2A.
  - 6" ROOF DRAIN RD-1/3 AND 6" OVERFLOW ROOF DRAIN ORD-1/3A.
  - 6" ROOF DRAIN RD-1/4 AND 6" OVERFLOW ROOF DRAIN ORD-1/4A.
  - 6" ROOF DRAIN RD-1/5 AND 6" OVERFLOW ROOF DRAIN ORD-1/5A.
  - 6" ROOF DRAIN RD-1/6 AND 6" OVERFLOW ROOF DRAIN ORD-1/6A.
  - 6" ROOF DRAIN RD-1/7 AND 6" OVERFLOW ROOF DRAIN ORD-1/7A.
  - 6" ROOF DRAIN RD-1/8 AND 6" OVERFLOW ROOF DRAIN ORD-1/8A.
  - 6" ROOF DRAIN RD-1/9 AND 6" OVERFLOW ROOF DRAIN ORD-1/9A.
  - 6" ROOF DRAIN RD-1/10 AND 6" OVERFLOW ROOF DRAIN ORD-1/10A.
  - 6" ROOF DRAIN RD-1/11 AND 6" OVERFLOW ROOF DRAIN ORD-1/11A.
  - 6" ROOF DRAIN RD-1/12 AND 6" OVERFLOW ROOF DRAIN ORD-1/12A.
  - 6" ROOF DRAIN RD-1/13 AND 6" OVERFLOW ROOF DRAIN ORD-1/13A.
  - 6" ROOF DRAIN RD-1/14 AND 6" OVERFLOW ROOF DRAIN ORD-1/14A.
  - 6" ROOF DRAIN RD-1/15 AND 6" OVERFLOW ROOF DRAIN ORD-1/15A.
  - 6" ROOF DRAIN RD-1/16 AND 6" OVERFLOW ROOF DRAIN ORD-1/16A.
  - 6" ROOF DRAIN RD-1/17 AND 6" OVERFLOW ROOF DRAIN ORD-1/17A.
  - 6" ROOF DRAIN RD-1/18 AND 6" OVERFLOW ROOF DRAIN ORD-1/18A.
  - 6" ROOF DRAIN RD-1/19 AND 6" OVERFLOW ROOF DRAIN ORD-1/19A.
  - 6" ROOF DRAIN RD-1/20 AND 6" OVERFLOW ROOF DRAIN ORD-1/20A.
  - 6" ROOF DRAIN RD-1/21 AND 6" OVERFLOW ROOF DRAIN ORD-1/21A.
  - 6" ROOF DRAIN RD-1/22 AND 6" OVERFLOW ROOF DRAIN ORD-1/22A.
  - 6" ROOF DRAIN RD-1/23 AND 6" OVERFLOW ROOF DRAIN ORD-1/23A.
  - 6" ROOF DRAIN RD-1/24 AND 6" OVERFLOW ROOF DRAIN ORD-1/24A.
  - 6" ROOF DRAIN RD-1/25 AND 6" OVERFLOW ROOF DRAIN ORD-1/25A.
  - 6" ROOF DRAIN RD-1/26 AND 6" OVERFLOW ROOF DRAIN ORD-1/26A.
  - 6" ROOF DRAIN RD-1/27 AND 6" OVERFLOW ROOF DRAIN ORD-1/27A.
  - 6" ROOF DRAIN RD-1/28 AND 6" OVERFLOW ROOF DRAIN ORD-1/28A.
  - 6" ROOF DRAIN RD-1/29 AND 6" OVERFLOW ROOF DRAIN ORD-1/29A.
  - 6" ROOF DRAIN RD-1/30 AND 6" OVERFLOW ROOF DRAIN ORD-1/30A.
  - 6" ROOF DRAIN RD-1/31 AND 6" OVERFLOW ROOF DRAIN ORD-1/31A.
  - 6" ROOF DRAIN RD-1/32 AND 6" OVERFLOW ROOF DRAIN ORD-1/32A.



**KEY PLAN**

**A/R/C Associates Incorporated**  
 Architecture  
 Roof Consulting  
 Construction Technology  
 LIC. NBR AAC000932  
 601 North Fern Creek Avenue  
 Suite 100 Orlando, FL  
 32803-4899  
 Tel: (407) 898-7875  
 Fax: (407) 898-8043  
 COPYRIGHT © A/R/C ASSOCIATES, INC.

**WILLIAM R. HAYWOOD**  
 LICENSE  
 No. 39503  
 STATE OF FLORIDA  
 PROFESSIONAL ENGINEER

**REVISIONS**

NO.	DATE	BY:

**SGM ENGINEERING**  
 MEP CONSULTING ENGINEERS  
 LA MOONER  
 105 LAKE MIDDLELAND  
 ORLANDO, FL 32814  
 TEL: 407-767-5188  
 FAX: 407-767-5772  
 WWW.SGMENGINEERING.COM  
 COPYRIGHT © 2014 SGM ENGINEERING, INC.


**BASE CONSULTANTS**  
 Engineering + Construction  
 1824 EAST ORANGE STREET  
 ORLANDO, FL 32817

PLUMBING PARTIAL PLAN - AREAS 1A  
 DESIGNATED REPAIRS AND REPLACEMENT OF:  
**ORCC WEST BLDG ROOF REPLACEMENT**  
**ORANGE COUNTY CONVENTION CENTER**  
**9800 INTERNATIONAL DRIVE, ORLANDO, FL 32819**

JOB NO.: 16032.00  
 DRAWN BY: WHF  
 CHECKED BY: JEB  
 DATE: 05-08-2017  
 SCALE: 1/16" = 1'-0"  
 PLOT SCALE:

**P-201**  
 SHEET NO.:  
 92 OF 106 SHEET(S)





**PLUMBING ROOF AREAS 1A, 1B AND 2A - PARTIAL**  
 SCALE: 1/16"=1'-0"

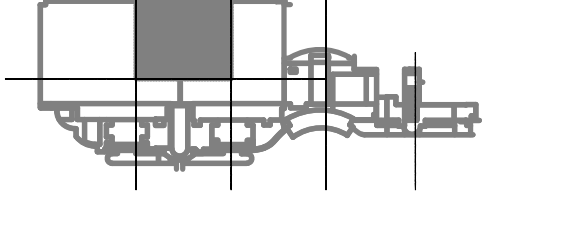
**GENERAL NOTES:**

- ALL WORK SHALL BE PERFORMED IN ACCORDANCE WITH THE REQUIREMENTS OF THE FLORIDA BUILDING CODE 5TH EDITION (2014), AND THE FLORIDA PLUMBING CODE 5TH EDITION (2014), PLUMBING.
- UNLESS OTHERWISE NOTED, ALL EXISTING ROOF DRAINS SHALL BE DISCONNECTED FROM EXISTING ROOF DRAIN PIPING AND REPLACED WITH NEW ROOF DRAINS AS SHOWN ON THE DRAWINGS. ALL REQUIRED FITTINGS, FASTENERS, AND ACCESSORIES SHALL BE INCLUDED FOR A COMPLETE ROOF DRAIN INSTALLATION. REFER TO ARCHITECTURAL DRAWINGS FOR ADDITIONAL REQUIREMENTS.
- REFER TO GENERAL NOTES ON P-001 FOR ADDITIONAL SCUPPER REQUIREMENTS. REFER TO ARCHITECTURAL DRAWINGS FOR SCUPPER CONSTRUCTION REQUIREMENTS AND DETAILS.


**PLAN KEY NOTES:**

- 6" ROOF DRAIN RD-1/9 AND 6" OVERFLOW ROOF DRAIN ORD-1/9A.
- 6" ROOF DRAIN RD-1/10 AND 6" OVERFLOW ROOF DRAIN ORD-1/10A.
- 6" ROOF DRAIN RD-1/11 AND 6" OVERFLOW ROOF DRAIN ORD-1/11A.
- 6" ROOF DRAIN RD-1/12 AND 6" OVERFLOW ROOF DRAIN ORD-1/12A.
- 6" ROOF DRAIN RD-1/21 AND 6" OVERFLOW ROOF DRAIN ORD-1/21A.
- 6" ROOF DRAIN RD-1/22 AND 6" OVERFLOW ROOF DRAIN ORD-1/22A.
- 6" ROOF DRAIN RD-1/23 AND 6" OVERFLOW ROOF DRAIN ORD-1/23A.
- 6" ROOF DRAIN RD-1/24 AND 6" OVERFLOW ROOF DRAIN ORD-1/24A.
- 6" ROOF DRAIN RD-1/33 AND 6" OVERFLOW ROOF DRAIN ORD-1/33A.
- 6" ROOF DRAIN RD-1/34 AND 6" OVERFLOW ROOF DRAIN ORD-1/34A.
- 6" ROOF DRAIN RD-1/35 AND 6" OVERFLOW ROOF DRAIN ORD-1/35A.
- 6" ROOF DRAIN RD-1/36 AND 6" OVERFLOW ROOF DRAIN ORD-1/36A.
- 6" ROOF DRAIN RD-2/1.
- 6" ROOF DRAIN RD-2/2.
- 6" ROOF DRAIN RD-2/3.
- 6" ROOF DRAIN RD-2/4.
- 6" ROOF DRAIN RD-2/10 AND 6" OVERFLOW ROOF DRAIN ORD-2/10A.
- 6" ROOF DRAIN RD-2/11 AND 6" OVERFLOW ROOF DRAIN ORD-2/11A.
- 6" ROOF DRAIN RD-2/12 AND 6" OVERFLOW ROOF DRAIN ORD-2/12A.
- 6" ROOF DRAIN RD-2/13 AND 6" OVERFLOW ROOF DRAIN ORD-2/13A.
- 6" ROOF DRAIN RD-2/19 AND 6" OVERFLOW ROOF DRAIN ORD-2/19A.
- 6" ROOF DRAIN RD-2/20 AND 6" OVERFLOW ROOF DRAIN ORD-2/20A.
- 6" ROOF DRAIN RD-2/21 AND 6" OVERFLOW ROOF DRAIN ORD-2/21A.
- 6" ROOF DRAIN RD-2/22 AND 6" OVERFLOW ROOF DRAIN ORD-2/22A.

**KEY PLAN**



**A/R/C Associates Incorporated**  
 Architecture  
 Roof Consulting  
 Construction Technology  
 LIC. NBR AAC000932  
 601 North Fern Creek Avenue  
 Suite 100 Orlando, FL 32803-4899  
 Tel: (407) 898-7875  
 Fax: (407) 898-0043  
 COPYRIGHT © A/R/C ASSOCIATES, INC.



NO.	DATE	BY:

**SGM ENGINEERING**  
 MEP CONSULTING ENGINEERS  
 1515 LAKE MCDONALD BLVD  
 ORLANDO, FL 32814  
 TEL: 407-767-5188  
 FAX: 407-767-3772  
 WWW.SGMENGINEERING.COM  
 COPYRIGHT © 2014 SGM ENGINEERING, INC.

**BASE CONSULTANTS**  
 Engineering & Construction I  
 1824 EAST ORANGE STREET  
 P.O. BOX 977217  
 ORLANDO, FL 32897

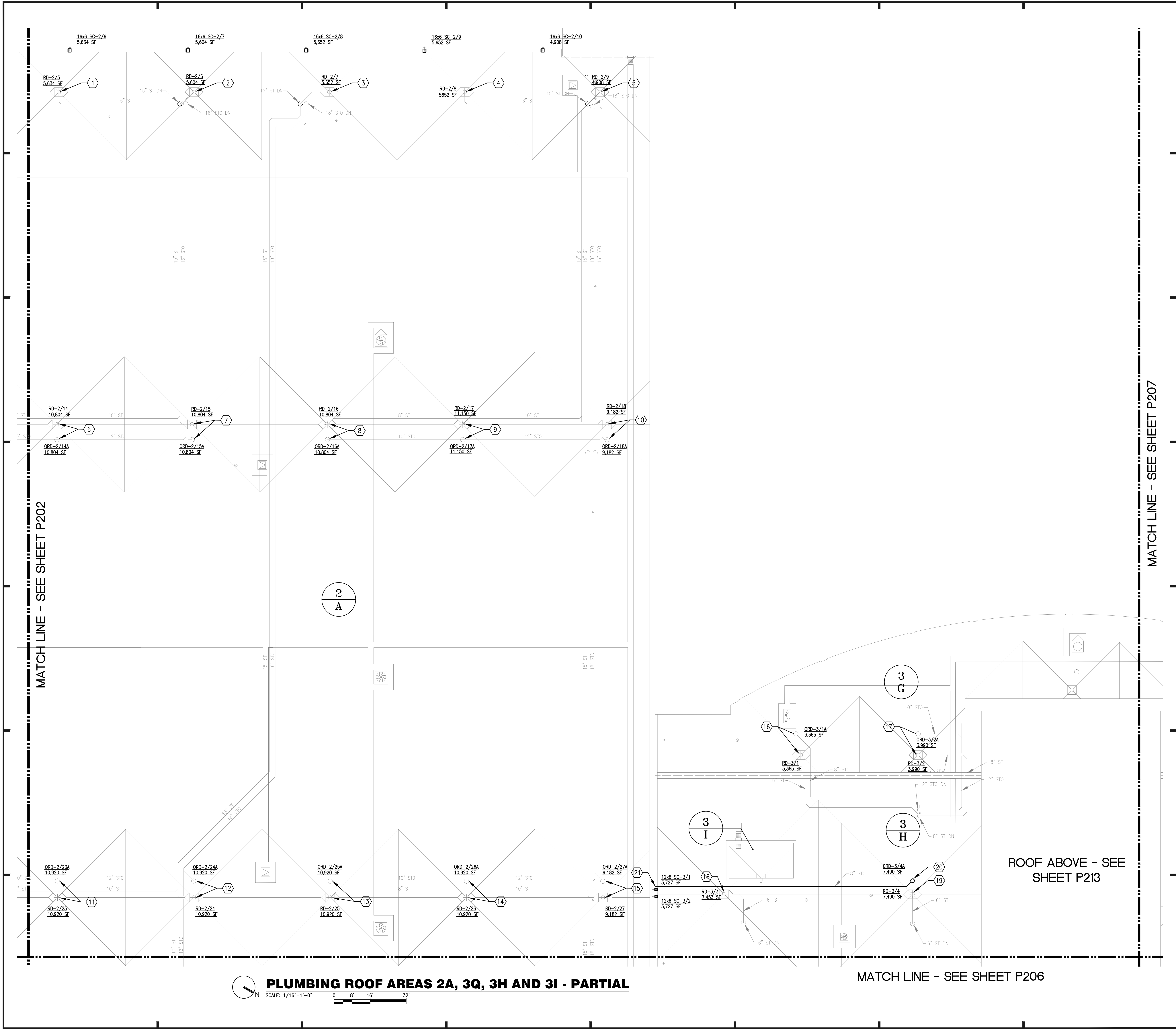
DESIGNATED REPAIRS AND REPLACEMENT OF:  
**OCCC WEST BLDG ROOF REPLACEMENT**  
**ORANGE COUNTY CONVENTION CENTER**  
**9800 INTERNATIONAL DRIVE, ORLANDO, FL 32819**

JOB NO.: 16032.00  
 DRAWN BY: WFH  
 CHECKED BY: JEB  
 DATE: 05-08-2017  
 SCALE: 1/16" = 1'-0"  
 PLOT SCALE:

**P-202**  
 SHEET NO.:  
 90 OF 106 SHEET(S)

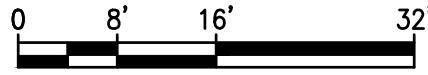
PLUMBING PARTIAL PLAN - AREAS 1A, 1B, 2A





**PLUMBING ROOF AREAS 2A, 3Q, 3H AND 3I - PARTIAL**

SCALE: 1/16"=1'-0"

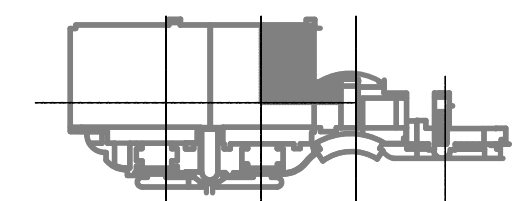


**GENERAL NOTES:**

- a. ALL WORK SHALL BE PERFORMED IN ACCORDANCE WITH THE REQUIREMENTS OF THE FLORIDA BUILDING CODE 5TH EDITION (2014), AND THE FLORIDA BUILDING CODE 5TH EDITION (2014), PLUMBING. UNLESS OTHERWISE NOTED, ALL EXISTING ROOF DRAINS SHALL BE DISCONNECTED FROM EXISTING ROOF DRAIN PIPING AND REPLACED WITH NEW ROOF DRAINS AS SHOWN ON THE DRAWINGS. ALL REQUIRED FITTINGS, FASTENERS, AND ACCESSORIES SHALL BE INCLUDED FOR A COMPLETE ROOF DRAIN INSTALLATION. REFER TO ARCHITECTURAL DRAWINGS FOR ADDITIONAL REQUIREMENTS.
- b. REFER TO GENERAL NOTES ON P-001 FOR ADDITIONAL SCUPPER REQUIREMENTS. REFER TO ARCHITECTURAL DRAWINGS FOR SCUPPER CONSTRUCTION REQUIREMENTS AND DETAILS.

**PLAN KEY NOTES: ①**

1. 6" ROOF DRAIN RD-2/5.
2. 6" ROOF DRAIN RD-2/6.
3. 6" ROOF DRAIN RD-2/7.
4. 6" ROOF DRAIN RD-2/8.
5. 6" ROOF DRAIN RD-2/9.
6. 6" ROOF DRAIN RD-2/14 AND 6" OVERFLOW ROOF DRAIN ORD-2/14A.
7. 6" ROOF DRAIN RD-2/15 AND 6" OVERFLOW ROOF DRAIN ORD-2/15A.
8. 6" ROOF DRAIN RD-2/16 AND 6" OVERFLOW ROOF DRAIN ORD-2/16A.
9. 6" ROOF DRAIN RD-2/17 AND 6" OVERFLOW ROOF DRAIN ORD-2/17A.
10. 6" ROOF DRAIN RD-2/18 AND 6" OVERFLOW ROOF DRAIN ORD-2/18A.
11. 6" ROOF DRAIN RD-2/23 AND 6" OVERFLOW ROOF DRAIN ORD-2/23A.
12. 6" ROOF DRAIN RD-2/24 AND 6" OVERFLOW ROOF DRAIN ORD-2/24A.
13. 6" ROOF DRAIN RD-2/25 AND 6" OVERFLOW ROOF DRAIN ORD-2/25A.
14. 6" ROOF DRAIN RD-2/26 AND 6" OVERFLOW ROOF DRAIN ORD-2/26A.
15. 6" ROOF DRAIN RD-2/27 AND 6" OVERFLOW ROOF DRAIN ORD-2/27A.
16. 4" ROOF DRAIN RD-3/1 AND 5" OVERFLOW ROOF DRAIN ORD-3/1A.
17. 4" ROOF DRAIN RD-3/2 AND 6" OVERFLOW ROOF DRAIN ORD-3/2A.
18. 5" ROOF DRAIN RD-3/3.
19. 5" ROOF DRAIN RD-3/4.
20. NEW OVERFLOW ROOF DRAIN ORD-3/4A AND ASSOCIATED OVERFLOW ROOF DRAIN PIPING.
21. TERMINATE NEW OVERFLOW ROOF DRAIN PIPING THROUGH EXISTING WALL. TERMINATE WITH ZURN MODEL ZS199-HC SS HINGED DOWNSPOUT COVER OR EQUAL.



**KEY PLAN**

**A/R/C Associates Incorporated**  
 Architecture  
 Roof Consulting  
 Construction Technology  
 LIC. NBR AAC000932  
 601 North Fern Creek Avenue  
 Suite 100 Orlando, FL  
 32803-4899  
 Tel. (407) 898-7875  
 Fax: (407) 898-6043  
 COPYRIGHT © A/R/C ASSOCIATES, INC.

WILLIAM R. HAYCOCK  
 LICENSE  
 No. 39503  
 STATE OF FLORIDA  
 PROFESSIONAL ENGINEER

**REVISIONS**

NO.	DATE	BY:

**SGM ENGINEERING**  
 MEP CONSULTING ENGINEERS  
 LA MOONDR  
 935 LAKE MIDDLEBROOK LANE  
 ORLANDO, FL 32814  
 TEL: 407-767-5188  
 FAX: 407-767-3772  
 WWW.SGMENGINEERING.COM  
 COPYRIGHT © 2014 SGM ENGINEERING, INC.

**BASE CONSULTANTS**  
 Engineering & Construction I  
 1824 EAST ORANGE AVENUE  
 SUITE 200  
 ORLANDO, FL 32817  
 TEL: 407-767-3772

DESIGNATED REPAIRS AND REPLACEMENT OF:  
**ORCC WEST BLDG ROOF REPLACEMENT**  
**ORANGE COUNTY CONVENTION CENTER**  
 9800 INTERNATIONAL DRIVE, ORLANDO, FL 32819

JOB NO.: 16032.00  
 DRAWN BY: WFH  
 CHECKED BY: JEB  
 DATE: 05-08-2017  
 SCALE: 1/16" = 1'-0"  
 PLOT SCALE:

**P-203**  
 SHEET NO.:  
 94 OF 106 SHEET(S)

PLUMBING PARTIAL PLAN - AREAS 2A, 3G, 3H 3I




MATCH LINE - SEE SHEET P201

**GENERAL NOTES:**


- a. ALL WORK SHALL BE PERFORMED IN ACCORDANCE WITH THE REQUIREMENTS OF THE FLORIDA BUILDING CODE 5TH EDITION (2014), AND THE FLORIDA BUILDING CODE 5TH EDITION (2014), PLUMBING.
- b. UNLESS OTHERWISE NOTED, ALL EXISTING ROOF DRAINS SHALL BE DISCONNECTED FROM EXISTING ROOF DRAIN PIPING AND REPLACED WITH NEW ROOF DRAINS AS SHOWN ON THE DRAWINGS. ALL REQUIRED FITTINGS, FASTENERS, AND ACCESSORIES SHALL BE INCLUDED FOR A COMPLETE ROOF DRAIN INSTALLATION. REFER TO ARCHITECTURAL DRAWINGS FOR ADDITIONAL REQUIREMENTS.

**PLAN KEY NOTES:**

- 6" ROOF DRAIN RD-1/37 AND 6" OVERFLOW ROOF DRAIN ORD-1/37A.
- 6" ROOF DRAIN RD-1/38 AND 6" OVERFLOW ROOF DRAIN ORD-1/38A.
- 6" ROOF DRAIN RD-1/39 AND 6" OVERFLOW ROOF DRAIN ORD-1/39A.
- 6" ROOF DRAIN RD-1/40 AND 6" OVERFLOW ROOF DRAIN ORD-1/40A.
- 6" ROOF DRAIN RD-1/41 AND 6" OVERFLOW ROOF DRAIN ORD-1/41A.
- 6" ROOF DRAIN RD-1/42 AND 6" OVERFLOW ROOF DRAIN ORD-1/42A.
- 6" ROOF DRAIN RD-1/43 AND 6" OVERFLOW ROOF DRAIN ORD-1/43A.
- 6" ROOF DRAIN RD-1/44 AND 6" OVERFLOW ROOF DRAIN ORD-1/44A.
- 3" ROOF DRAIN RD-5/50 AND 3" OVERFLOW ROOF DRAIN ORD-5/50A.
- 3" ROOF DRAIN RD-5/51 AND 3" OVERFLOW ROOF DRAIN ORD-5/51A.
- 3" ROOF DRAIN RD-5/52 AND 3" OVERFLOW ROOF DRAIN ORD-5/52A.
- 5" ROOF DRAIN RD-5/53 AND 5" OVERFLOW ROOF DRAIN ORD-5/53A.
- 5" ROOF DRAIN RD-5/54 AND 5" OVERFLOW ROOF DRAIN ORD-5/54A.
- 5" ROOF DRAIN RD-5/55 AND 5" OVERFLOW ROOF DRAIN ORD-5/55A.
- 5" ROOF DRAIN RD-5/56 AND 5" OVERFLOW ROOF DRAIN ORD-5/56A.
- 5" ROOF DRAIN RD-5/57 AND 5" OVERFLOW ROOF DRAIN ORD-5/57A.
- 4" ROOF DRAIN RD-5/67 AND 4" OVERFLOW ROOF DRAIN ORD-5/67A.
- 4" ROOF DRAIN RD-5/68 AND 4" OVERFLOW ROOF DRAIN ORD-5/68A.
- 3" ROOF DRAIN RD-5/64 AND 3" OVERFLOW ROOF DRAIN ORD-5/64A.
- 3" ROOF DRAIN RD-5/63 AND 3" OVERFLOW ROOF DRAIN ORD-5/63A.
- 4" ROOF DRAIN RD-5/74 AND 4" OVERFLOW ROOF DRAIN ORD-5/74A.
- 3" ROOF DRAIN RD-5/62 AND 3" OVERFLOW ROOF DRAIN ORD-5/62A.
- 4" ROOF DRAIN RD-5/61 AND 4" OVERFLOW ROOF DRAIN ORD-5/61A.
- 3" ROOF DRAIN RD-5/71 AND 3" OVERFLOW ROOF DRAIN ORD-5/71A.
- 3" ROOF DRAIN RD-5/72 AND 3" OVERFLOW ROOF DRAIN ORD-5/72A.
- 3" ROOF DRAIN RD-5/77 AND 3" OVERFLOW ROOF DRAIN ORD-5/77A.



**A/R/C Associates Incorporated**  
 Architecture  
 Roof Consulting  
 Construction Technology  
 LIC. NBR AAC000932  
 601 North Fern Creek Avenue  
 Suite 100 Orlando, FL  
 32803-4899  
 Tel: (407) 898-7875  
 Fax: (407) 898-6043  
 COPYRIGHT © A/R/C ASSOCIATES, INC.



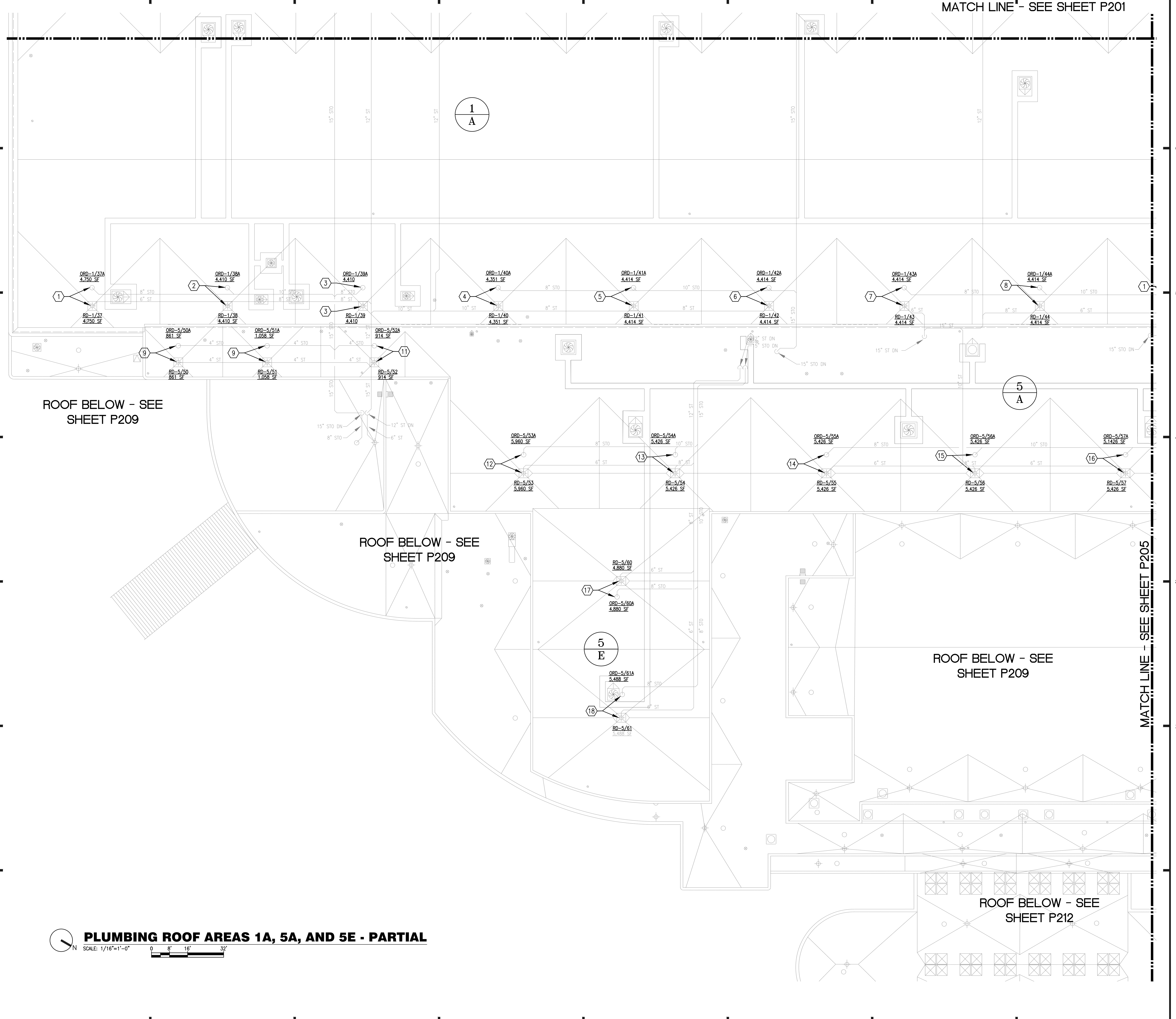
REVISIONS		
NO.	DATE	BY:



DESIGNATED REPAIRS AND REPLACEMENT OF:  
**ORCC WEST BLDG ROOF REPLACEMENT**  
 ORANGE COUNTY CONVENTION CENTER  
 9800 INTERNATIONAL DRIVE, ORLANDO, FL 32819

JOB NO.: 16032.00  
 DRAWN BY: WFH  
 CHECKED BY: JEB  
 DATE: 05-08-2017  
 SCALE: 1/16" = 1'-0"  
 PLOT SCALE:

**P-204**  
 SHEET NO.:  
 96 OF 106 SHEET(S)



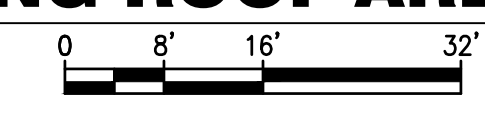
ROOF BELOW - SEE SHEET P209

ROOF BELOW - SEE SHEET P209

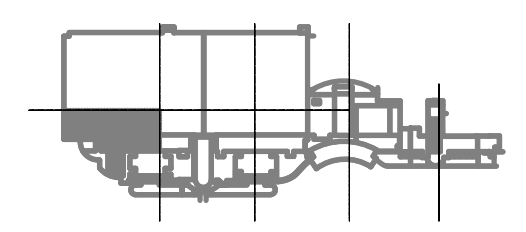
ROOF BELOW - SEE SHEET P209

ROOF BELOW - SEE SHEET P212

**PLUMBING ROOF AREAS 1A, 5A, AND 5E - PARTIAL**  
 SCALE: 1/16" = 1'-0"



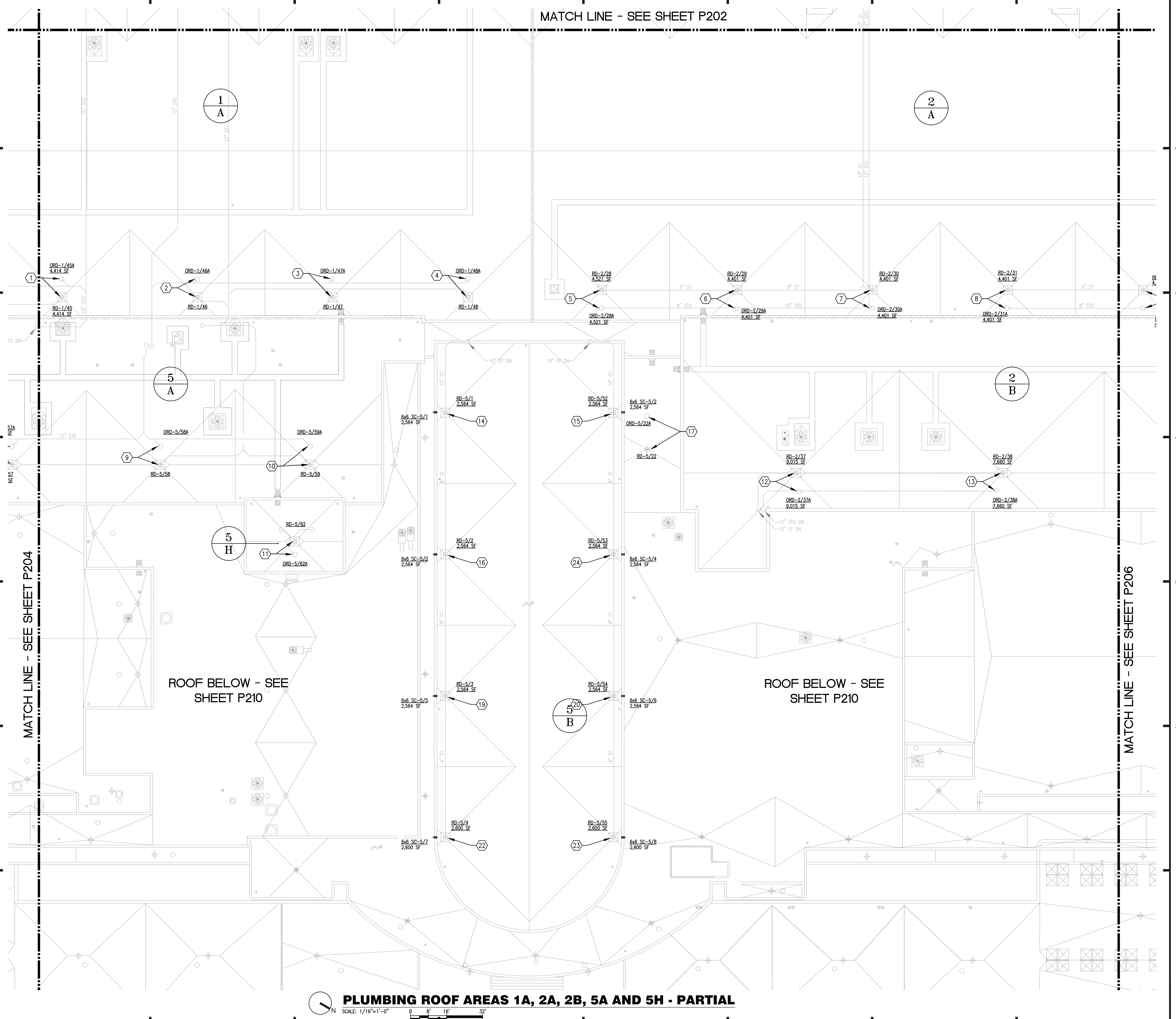
**KEY PLAN**



PLUMBING PARTIAL PLAN - AREAS 1A, 5A, 5E



MATCH LINE - SEE SHEET P202



ROOF BELOW - SEE SHEET P210

ROOF BELOW - SEE SHEET P210


PLUMBING ROOF AREAS 1A, 2A, 2B, 5A AND 5H - PARTIAL  
SCALE: 1/16"=1'-0"  
0 8' 16' 32'

**GENERAL NOTES:**

- a. ALL WORK SHALL BE PERFORMED IN ACCORDANCE WITH THE REQUIREMENTS OF THE FLORIDA BUILDING CODE 5TH EDITION (2014), AND THE FLORIDA BUILDING CODE 5TH EDITION (2014), PLUMBING.
- b. UNLESS OTHERWISE NOTED, ALL EXISTING ROOF DRAINS SHALL BE DISCONNECTED FROM EXISTING ROOF DRAIN PIPING AND REPLACED WITH NEW ROOF DRAINS AS SHOWN ON THE DRAWINGS. ALL REQUIRED FITTINGS, FASTENERS, AND ACCESSORIES SHALL BE INCLUDED FOR A COMPLETE ROOF DRAIN INSTALLATION. REFER TO ARCHITECTURAL DRAWINGS FOR ADDITIONAL REQUIREMENTS.


**PLAN KEY NOTES:**

1. 6" ROOF DRAIN RD-1/45 AND 6" OVERFLOW ROOF DRAIN ORD-1/45A.
2. 6" ROOF DRAIN RD-1/46 AND 6" OVERFLOW ROOF DRAIN ORD-1/46A.
3. 6" ROOF DRAIN RD-1/47 AND 6" OVERFLOW ROOF DRAIN ORD-1/47A.
4. 6" ROOF DRAIN RD-1/48 AND 6" OVERFLOW ROOF DRAIN ORD-1/48A.
5. 6" ROOF DRAIN RD-2/28 AND 6" OVERFLOW ROOF DRAIN ORD-2/28A.
6. 6" ROOF DRAIN RD-2/29 AND 6" OVERFLOW ROOF DRAIN ORD-2/29A.
7. 6" ROOF DRAIN RD-2/30 AND 6" OVERFLOW ROOF DRAIN ORD-2/30A.
8. 6" ROOF DRAIN RD-2/31 AND 6" OVERFLOW ROOF DRAIN ORD-2/31A.
9. 5" ROOF DRAIN RD-5/58 AND 5" OVERFLOW ROOF DRAIN ORD-5/58A.
10. 5" ROOF DRAIN RD-5/59 AND 5" OVERFLOW ROOF DRAIN ORD-5/59A.
11. 3" ROOF DRAIN RD-5/62 AND 3" OVERFLOW ROOF DRAIN ORD-5/62A.
12. 5" ROOF DRAIN RD-2/37 AND 5" OVERFLOW ROOF DRAIN ORD-2/37A.
13. 5" ROOF DRAIN RD-2/38 AND 5" OVERFLOW ROOF DRAIN ORD-2/38A.
14. 4" ROOF DRAIN RD-5/1 AND 4" OVERFLOW ROOF DRAIN ORD-5/1A.
15. 4" ROOF DRAIN RD-5/2 AND 4" OVERFLOW ROOF DRAIN ORD-5/2A.
16. 4" ROOF DRAIN RD-5/10 AND 4" OVERFLOW ROOF DRAIN ORD-5/10A.
17. 4" ROOF DRAIN RD-5/11 AND 4" OVERFLOW ROOF DRAIN ORD-5/11A.
18. 3" ROOF DRAIN RD-5/13 AND 3" OVERFLOW ROOF DRAIN ORD-5/13A.
19. 3" ROOF DRAIN RD-5/14 AND 3" OVERFLOW ROOF DRAIN ORD-5/14A.
20. 4" ROOF DRAIN RD-5/54 AND 4" OVERFLOW ROOF DRAIN ORD-5/54A.
21. 3" ROOF DRAIN RD-5/55 AND 3" OVERFLOW ROOF DRAIN ORD-5/55A.
22. 3" ROOF DRAIN RD-5/4 AND 3" OVERFLOW ROOF DRAIN ORD-5/4A.
23. 5" ROOF DRAIN RD-5/55 AND 5" OVERFLOW ROOF DRAIN ORD-5/55A.
24. 5" ROOF DRAIN RD-5/53 AND 5" OVERFLOW ROOF DRAIN ORD-5/53A.



**A/R/C Associates Incorporated**

Architecture  
Roof Consulting  
Construction Technology  
LIC. NBR AAC000932  
601 North Fern Creek Avenue  
Suite 100 Orlando, FL  
32803-4899  
Tel. (407) 898-7875  
Fax: (407) 898-0043  
COPYRIGHT © A/R/C ASSOCIATES, INC.



REVISIONS		
NO.	DATE	BY:

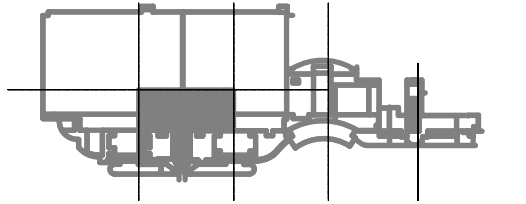


DESIGNATED REPAIRS AND REPLACEMENT OF:  
**OCWC WEST BLDG ROOF REPLACEMENT**  
ORANGE COUNTY CONVENTION CENTER  
9800 INTERNATIONAL DRIVE, ORLANDO, FL 32819

JOB NO.: 16032.00  
DRAWN BY: WFH  
CHECKED BY: JEB  
DATE: 05-08-2017  
SCALE: 1/16" = 1'-0"  
PLOT SCALE:

**P-205**

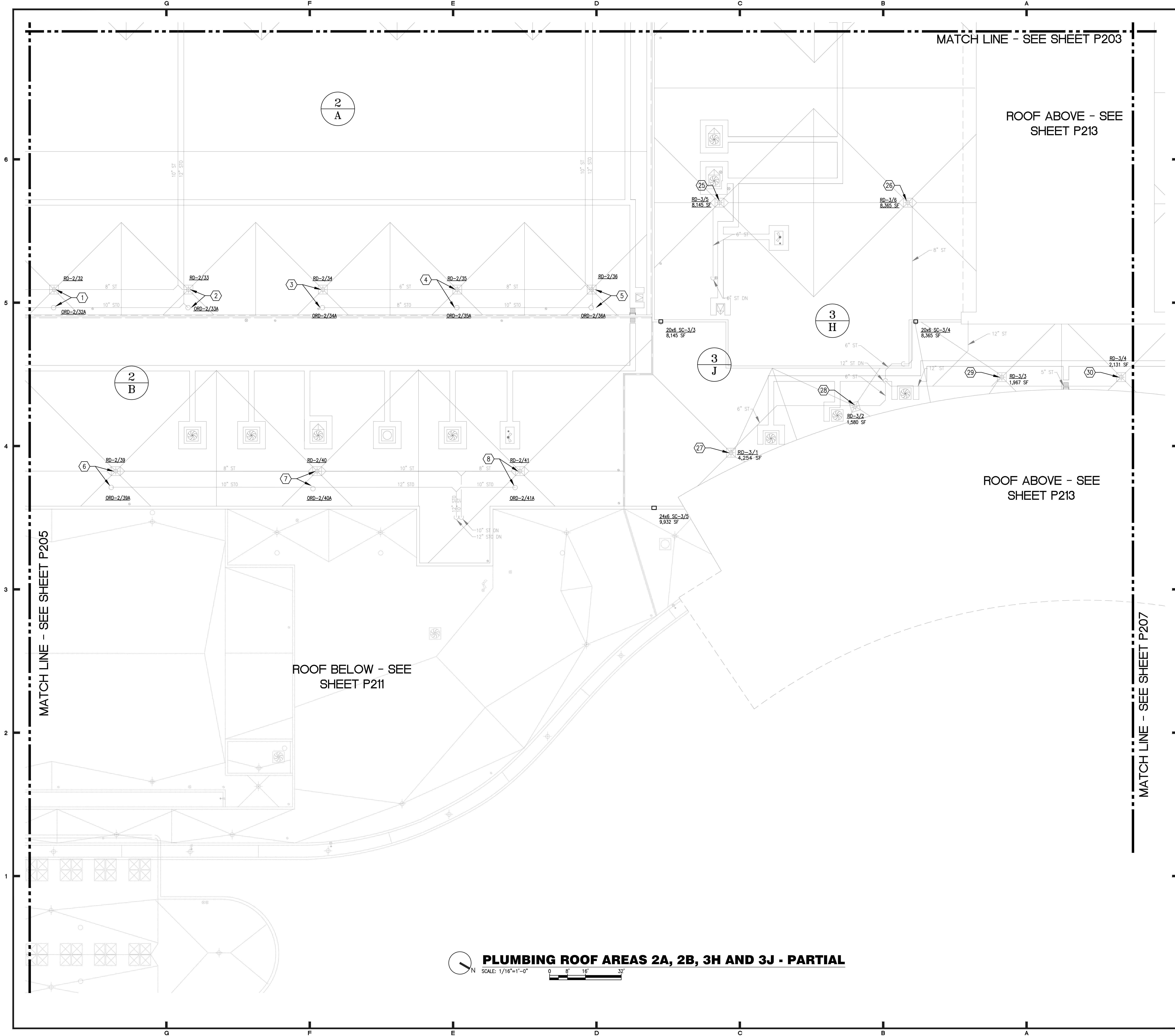
SHEET NO. 900P 106 SHEET(S)



KEY PLAN

PLUMBING PARTIAL PLAN - AREAS 1A, 2A, 5A, 2B, 5B, 5H





MATCH LINE - SEE SHEET P203

ROOF ABOVE - SEE SHEET P213

ROOF ABOVE - SEE SHEET P213

ROOF BELOW - SEE SHEET P211

MATCH LINE - SEE SHEET P205

MATCH LINE - SEE SHEET P207


**PLUMBING ROOF AREAS 2A, 2B, 3H AND 3J - PARTIAL**  
 SCALE: 1/16"=1'-0"  
 0 8' 16' 32'

**GENERAL NOTES:**

- a. ALL WORK SHALL BE PERFORMED IN ACCORDANCE WITH THE REQUIREMENTS OF THE FLORIDA BUILDING CODE 5TH EDITION (2014), AND THE FLORIDA BUILDING CODE 5TH EDITION (2014) PLUMBING.
- b. UNLESS OTHERWISE NOTED, ALL EXISTING ROOF DRAINS SHALL BE DISCONNECTED FROM EXISTING DRAIN PIPING AND REPLACED WITH NEW ROOF DRAINS AS SHOWN ON THE DRAWINGS. ALL REQUIRED FITTINGS, FASTENERS, AND ACCESSORIES SHALL BE INCLUDED FOR A COMPLETE ROOF DRAIN INSTALLATION. REFER TO ARCHITECTURAL DRAWINGS FOR ADDITIONAL REQUIREMENTS.
- c. REFER TO GENERAL NOTES ON P-001 FOR ADDITIONAL SCUPPER REQUIREMENTS. REFER TO ARCHITECTURAL DRAWINGS FOR SCUPPER CONSTRUCTION REQUIREMENTS AND DETAILS.


**PLAN KEY NOTES:**

1. 4" ROOF DRAIN RD-5/85 AND 4" OVERFLOW ROOF DRAIN ORD-5/85A.
2. 8" ROOF DRAIN RD-5/84 AND 8" OVERFLOW ROOF DRAIN ORD-5/84A.
3. 4" ROOF DRAIN RD-5/83 AND 6" OVERFLOW ROOF DRAIN ORD-5/83A.
4. 4" ROOF DRAIN RD-5/82 AND 6" OVERFLOW ROOF DRAIN ORD-5/82A.
5. 8" ROOF DRAIN RD-5/81 AND 6" OVERFLOW ROOF DRAIN ORD-5/81A.
6. 3" ROOF DRAIN RD-5/80 AND 4" OVERFLOW ROOF DRAIN ORD-5/80A.
7. 3" ROOF DRAIN RD-5/79 AND 4" OVERFLOW ROOF DRAIN ORD-5/79A.
8. 3" ROOF DRAIN RD-5/78 AND 4" OVERFLOW ROOF DRAIN ORD-5/78A.
9. 4" ROOF DRAIN RD-5/77 AND 4" OVERFLOW ROOF DRAIN ORD-5/77A.
10. 4" ROOF DRAIN RD-5/76 AND 6" OVERFLOW ROOF DRAIN ORD-5/76A.
11. 4" ROOF DRAIN RD-5/75 AND 6" OVERFLOW ROOF DRAIN ORD-5/75A.
12. 4" ROOF DRAIN RD-5/74 AND 6" OVERFLOW ROOF DRAIN ORD-5/74A.
13. 4" ROOF DRAIN RD-5/73 AND 6" OVERFLOW ROOF DRAIN ORD-5/73A.
14. 4" ROOF DRAIN RD-5/72 AND 4" OVERFLOW ROOF DRAIN ORD-5/72A.
15. 4" ROOF DRAIN RD-5/71 AND 4" OVERFLOW ROOF DRAIN ORD-5/71A.
16. 4" ROOF DRAIN RD-5/70 AND 4" OVERFLOW ROOF DRAIN ORD-5/70A.
17. 3" ROOF DRAIN RD-5/69 AND 4" OVERFLOW ROOF DRAIN ORD-5/69A.
18. 3" ROOF DRAIN RD-5/68 AND 4" OVERFLOW ROOF DRAIN ORD-5/68A.
19. 4" ROOF DRAIN RD-5/67 AND 4" OVERFLOW ROOF DRAIN ORD-5/67A.
20. 4" ROOF DRAIN RD-5/66 AND 4" OVERFLOW ROOF DRAIN ORD-5/66A.
21. 4" ROOF DRAIN RD-5/65 AND 4" OVERFLOW ROOF DRAIN ORD-5/65A.
22. 3" ROOF DRAIN RD-5/64 AND 3" OVERFLOW ROOF DRAIN ORD-5/64A.
23. 3" ROOF DRAIN RD-5/63 AND 3" OVERFLOW ROOF DRAIN ORD-5/63A.
24. 3" ROOF DRAIN RD-5/62 AND 3" OVERFLOW ROOF DRAIN ORD-5/62A.
25. 4" ROOF DRAIN RD-5/61 AND 4" OVERFLOW ROOF DRAIN ORD-5/61A.
26. 4" ROOF DRAIN RD-5/60 AND 4" OVERFLOW ROOF DRAIN ORD-5/60A.
27. 4" ROOF DRAIN RD-5/59 AND 4" OVERFLOW ROOF DRAIN ORD-5/59A.
28. 3" ROOF DRAIN RD-5/58 AND 4" OVERFLOW ROOF DRAIN ORD-5/58A.
29. 3" ROOF DRAIN RD-5/57 AND 4" OVERFLOW ROOF DRAIN ORD-5/57A.
30. 3" ROOF DRAIN RD-5/56 AND 4" OVERFLOW ROOF DRAIN ORD-5/56A.
31. 4" ROOF DRAIN RD-5/55 AND 4" OVERFLOW ROOF DRAIN ORD-5/55A.
32. 3" ROOF DRAIN RD-5/54 AND 4" OVERFLOW ROOF DRAIN ORD-5/54A.
33. 4" ROOF DRAIN RD-5/53 AND 4" OVERFLOW ROOF DRAIN ORD-5/53A.



**A/R/C Associates Incorporated**

Architecture  
Roof Consulting  
Construction Technology  
LIC. NBR. AAC000932  
601 North Palm Beach Avenue  
Suite 100 Orlando, FL  
32803-4599  
Tel. (407) 866-7675  
Fax. (407) 866-9046



REVISIONS		
NO.	DATE	BY:



**DESIGNATED REPAIRS AND REPLACEMENT OF:**  
**OCCC WEST BLDG ROOF REPLACEMENT**  
 ORANGE COUNTY CONVENTION CENTER  
 9800 INTERNATIONAL DRIVE, ORLANDO, FL 32819

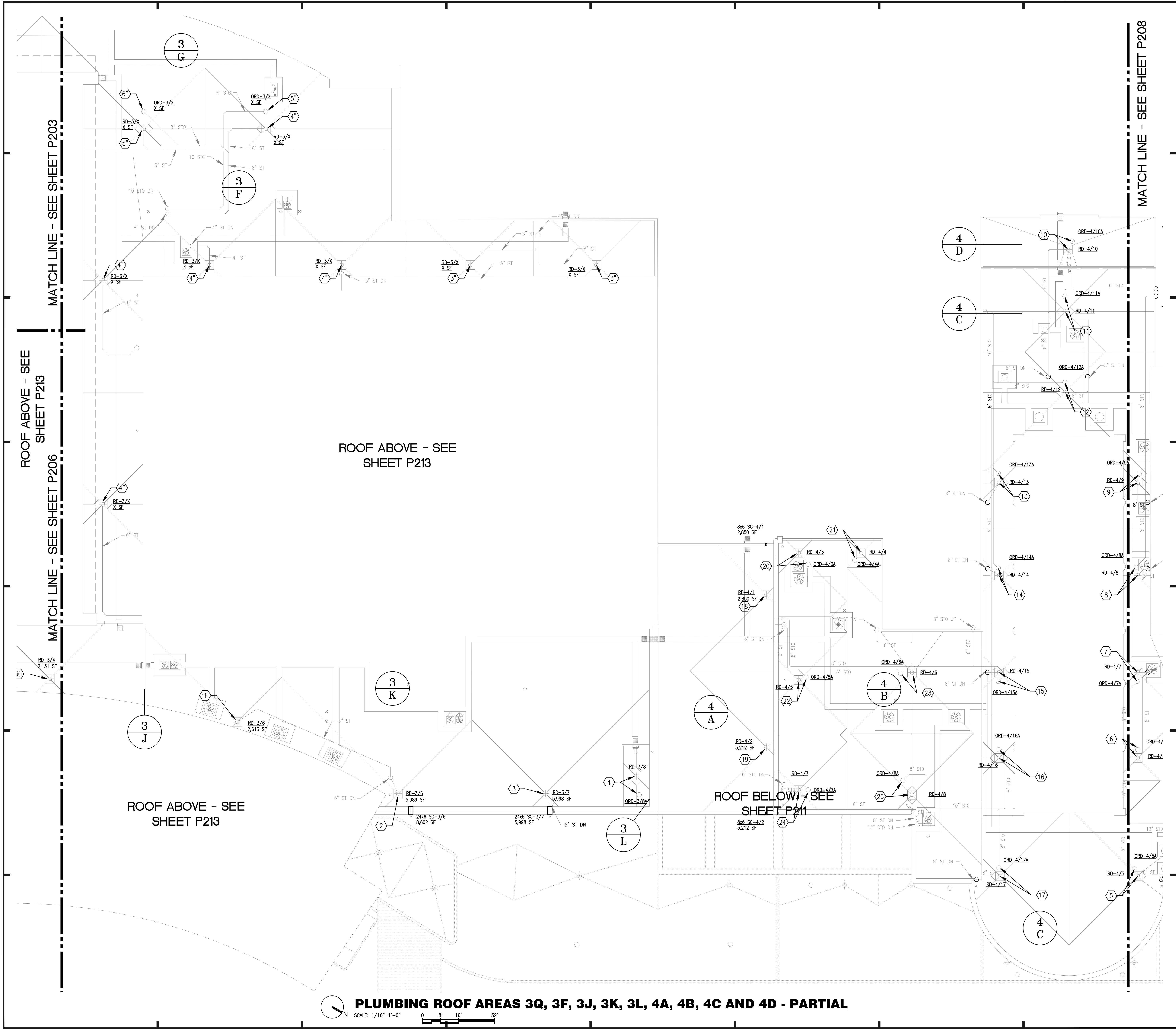
JOB NO.: 16032.00  
 DRAWN BY: WRH  
 CHECKED BY: JEB  
 DATE: 05-08-2017  
 SCALE: 1/16" = 1'-0"  
 PLOT SCALE:

**P-206**  
 SHEET NO.:  
 07 OF 106 SHEETS(S)



**KEY PLAN**





**PLUMBING ROOF AREAS 3Q, 3F, 3J, 3K, 3L, 4A, 4B, 4C AND 4D - PARTIAL**

SCALE: 1/16"=1'-0"  
 0' 8' 16' 32'

**GENERAL NOTES:**

- a. ALL WORK SHALL BE PERFORMED IN ACCORDANCE WITH THE REQUIREMENTS OF THE FLORIDA BUILDING CODE 5TH EDITION (2014), AND THE FLORIDA BUILDING CODE 5TH EDITION (2014), PLUMBING.
- b. UNLESS OTHERWISE NOTED, ALL EXISTING ROOF DRAINS SHALL BE DISCONNECTED FROM EXISTING ROOF DRAIN PIPING AND REPLACED WITH NEW ROOF DRAINS AS SHOWN ON THE DRAWINGS. ALL REQUIRED FITTINGS, FASTENERS, AND ACCESSORIES SHALL BE INCLUDED FOR A COMPLETE ROOF DRAIN INSTALLATION. REFER TO ARCHITECTURAL DRAWINGS FOR ADDITIONAL REQUIREMENTS.
- c. REFER TO GENERAL NOTES ON P-001 FOR ADDITIONAL SCUPPER REQUIREMENTS. REFER TO ARCHITECTURAL DRAWINGS FOR SCUPPER CONSTRUCTION REQUIREMENTS AND DETAILS.

**PLAN KEY NOTES:**

1. 5" ROOF DRAIN RD-3/5.
2. 5" ROOF DRAIN RD-3/6.
3. 5" ROOF DRAIN RD-3/7.
4. 4" ROOF DRAIN RD-3/8 AND 4" OVERFLOW ROOF DRAIN ORD-3/8A.
5. REFER TO SHEET P-208.
6. REFER TO SHEET P-208.
7. REFER TO SHEET P-208.
8. REFER TO SHEET P-208.
9. REFER TO SHEET P-208.
10. 3" ROOF DRAIN RD-4/10 AND 4" OVERFLOW ROOF DRAIN ORD-4/10A.
11. 8" ROOF DRAIN RD-4/11 AND 3" OVERFLOW ROOF DRAIN ORD-4/11A.
12. 8" ROOF DRAIN RD-4/12 AND 3" OVERFLOW ROOF DRAIN ORD-4/12A.
13. 8" ROOF DRAIN RD-4/13 AND 3" OVERFLOW ROOF DRAIN ORD-4/13A.
14. 8" ROOF DRAIN RD-4/14 AND 3" OVERFLOW ROOF DRAIN ORD-4/14A.
15. 8" ROOF DRAIN RD-4/15 AND 3" OVERFLOW ROOF DRAIN ORD-4/15A.
16. 8" ROOF DRAIN RD-4/16 AND 3" OVERFLOW ROOF DRAIN ORD-4/16A.
17. 8" ROOF DRAIN RD-4/17 AND 3" OVERFLOW ROOF DRAIN ORD-4/17A.
18. 5" ROOF DRAIN RD-4/1.
19. 5" ROOF DRAIN RD-4/2.
20. 4" ROOF DRAIN RD-4/3 AND 4" OVERFLOW ROOF DRAIN ORD-4/3A.
21. 4" ROOF DRAIN RD-4/4 AND 4" OVERFLOW ROOF DRAIN ORD-4/4A.
22. 4" ROOF DRAIN RD-4/5 AND 4" OVERFLOW ROOF DRAIN ORD-4/5A.
23. 4" ROOF DRAIN RD-4/6 AND 4" OVERFLOW ROOF DRAIN ORD-4/6A.
24. 4" ROOF DRAIN RD-4/7 AND 4" OVERFLOW ROOF DRAIN ORD-4/7A.
25. 4" ROOF DRAIN RD-4/8 AND 4" OVERFLOW ROOF DRAIN ORD-4/8A.

**KEY PLAN**



**A/R/C Associates Incorporated**  
 Architecture  
 Roof Consulting  
 Construction Technology  
 LIC. NBR AAC000932  
 601 North Palm Creek Avenue  
 Suite 100 Orlando, FL 32803-4899  
 Tel. (407) 898-7975  
 Fax. (407) 898-0045  
 COPYRIGHT © A/R/C ASSOCIATES, INC.

**WILLIAM R. HATFIELD**  
 LICENSE  
 No. 39503  
 STATE OF FLORIDA  
 PROFESSIONAL ENGINEER

**SGM ENGINEERING**  
 MEP CONSULTING ENGINEERS  
 1515 LAKE MIDDLELAND  
 ORLANDO, FL 32814  
 TEL: 407-767-5188  
 FAX: 407-767-3772  
 WWW.SGMENGINEERING.COM  
 COPYRIGHT © 2014 SGM ENGINEERING, INC.

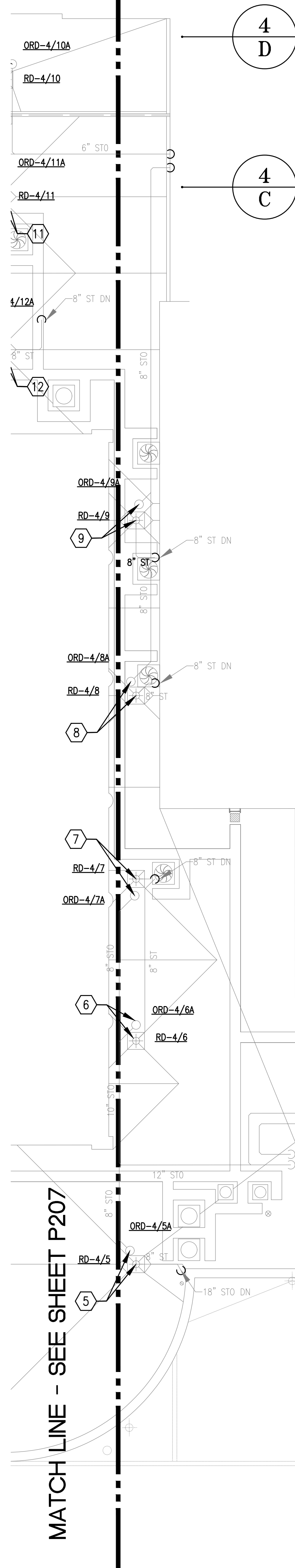
**BASE CONSULTANTS**  
 Engineering & Construction I  
 1824 EAST ORANGE STREET  
 ORLANDO, FL 32817  
 TEL: 407-777-7722

PLUMBING PARTIAL PLAN - AREAS 3C, 3F, 3J, 3K, 4A, 4B, 4C, 4D  
 DESIGNATED REPAIRS AND REPLACEMENT OF:  
**OCCC WEST BLDG ROOF REPLACEMENT**  
**ORANGE COUNTY CONVENTION CENTER**  
 9800 INTERNATIONAL DRIVE, ORLANDO, FL 32819

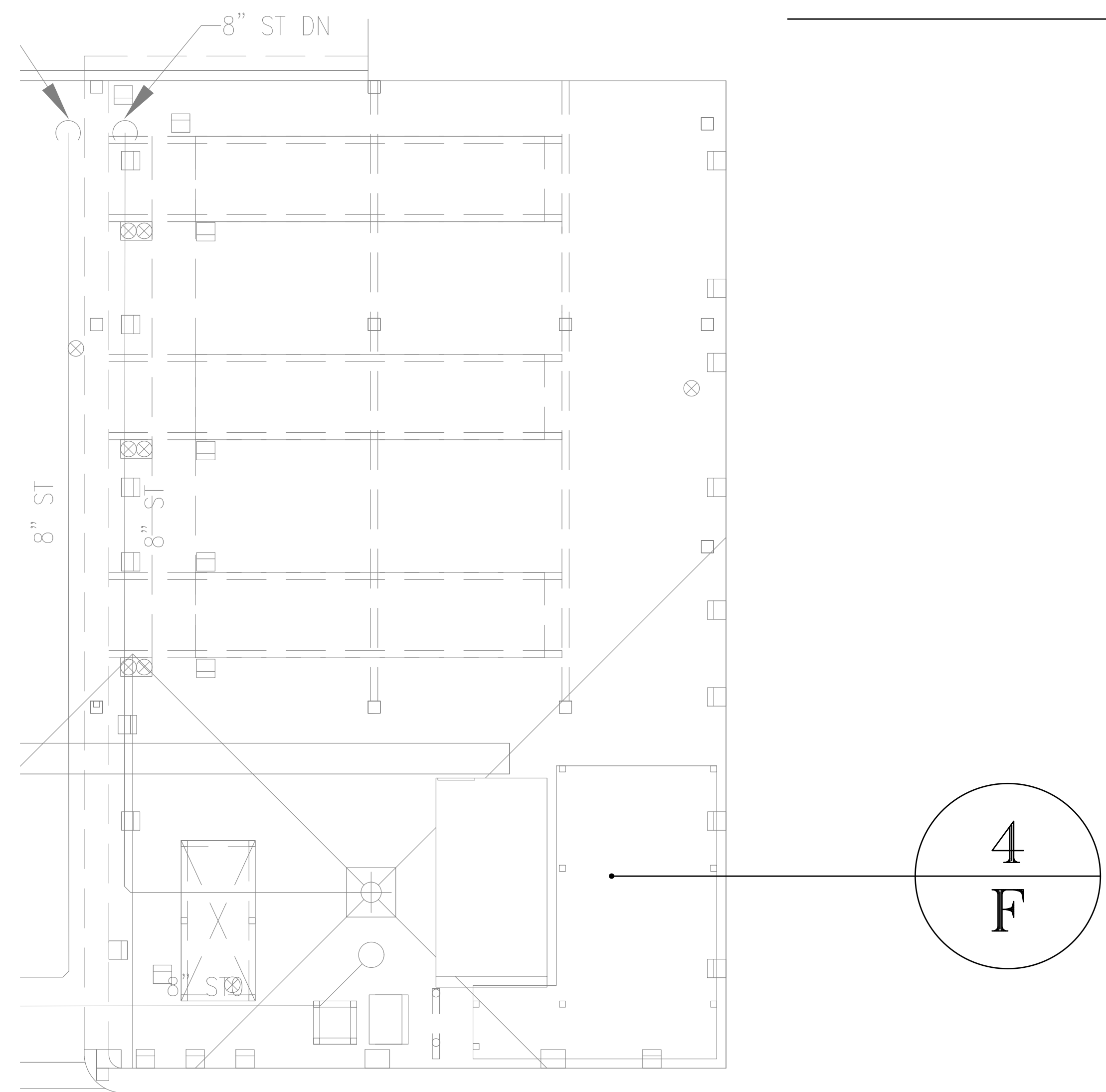
JOB NO.: 16032.00  
 DRAWN BY: WFH  
 CHECKED BY: JEB  
 DATE: 05-08-2017  
 SCALE: 1/16" = 1'-0"  
 PLOT SCALE:

**P-207**  
 SHEET NO. 20 OF 106 SHEETS(S)





**PLUMBING AREAS 4C, 4D, 4E, AND 4F - PARTIAL**  
 SCALE: 1/16"=1'-0"  
 0 8' 16' 32'



**PLUMBING AREAS 4F, AND 4E- PARTIAL**  
 SCALE: 1/16"=1'-0"  
 0 8' 16' 32'

MATCH LINE - SEE SHEET P207

ROOF BELOW - SEE SHEET P211

**GENERAL NOTES:**

- ALL WORK SHALL BE PERFORMED IN ACCORDANCE WITH THE REQUIREMENTS OF THE FLORIDA BUILDING CODE 5TH EDITION (2014), AND THE FLORIDA BUILDING CODE 5TH EDITION (2014), PLUMBING.
- UNLESS OTHERWISE NOTED, ALL EXISTING ROOF DRAINS SHALL BE DISCONNECTED FROM EXISTING ROOF DRAIN PIPING AND REPLACED WITH NEW ROOF DRAINS AS SHOWN ON THE DRAWINGS. ALL REQUIRED FITTINGS, FASTENERS, AND ACCESSORIES SHALL BE INCLUDED FOR A COMPLETE ROOF DRAIN INSTALLATION. REFER TO ARCHITECTURAL DRAWINGS FOR ADDITIONAL REQUIREMENTS.

**PLAN KEY NOTES:**

- 8" ROOF DRAIN RD-4/1 AND 3" OVERFLOW DRAIN ORD-4/1A.
- 8" ROOF DRAIN RD-4/2 AND 3" OVERFLOW DRAIN ORD-4/2A.
- 8" ROOF DRAIN RD-4/3 AND 3" OVERFLOW ROOF DRAIN ORD-4/3A.
- 8" ROOF DRAIN RD-4/4 AND 3" OVERFLOW ROOF DRAIN ORD-4/4A.
- 8" ROOF DRAIN RD-4/5 AND 3" OVERFLOW ROOF DRAIN ORD-4/5A.
- 8" ROOF DRAIN RD-4/6 AND 3" OVERFLOW ROOF DRAIN ORD-4/6A.
- 8" ROOF DRAIN RD-4/7 AND 3" OVERFLOW ROOF DRAIN ORD-4/7A.
- 8" ROOF DRAIN RD-4/8 AND 3" OVERFLOW ROOF DRAIN ORD-4/8A.
- 8" ROOF DRAIN RD-4/9 AND 3" OVERFLOW ROOF DRAIN ORD-4/9A.

**A/R/C Associates Incorporated**  
 Architecture  
 Roof Consulting  
 Construction Technology  
 LIC. NBR AAC000932  
 601 North Fern Creek Avenue  
 Suite 100 Orlando, FL 32803-4899  
 Tel. (407) 898-7975  
 Fax. (407) 898-0048  
 COPYRIGHT © A/R/C ASSOCIATES, INC.

WILLIAM R. HAYWOOD  
 LICENSE No. 39503  
 STATE OF FLORIDA  
 PROFESSIONAL ENGINEER

REVISIONS

NO.	DATE	BY:

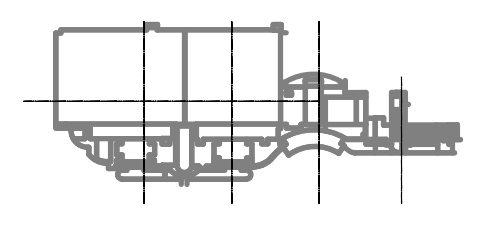
**SGM ENGINEERING**  
 MEP CONSULTING ENGINEERS  
 1515 LAKE MCDONALD LANE  
 ORLANDO, FL 32814  
 TEL: 407-767-5188  
 FAX: 407-767-3772  
 WWW.SGMENGINEERING.COM  
 COPYRIGHT © 2014 SGM ENGINEERING, INC.

**BASE CONSULTANTS**  
 Engineering & Construction I  
 1000 N. W. 10th St.  
 ORLANDO, FL 32814  
 TEL: 407-767-5188  
 FAX: 407-767-3772

PLUMBING PARTIAL PLAN - AREAS 4C, 4E, 4F, 4G  
 DESIGNATED REPAIRS AND REPLACEMENT OF:  
**OCCC WEST BLDG ROOF REPLACEMENT**  
**ORANGE COUNTY CONVENTION CENTER**  
 9800 INTERNATIONAL DRIVE, ORLANDO, FL 32819


JOB NO.: 16032.00  
 DRAWN BY: WFH  
 CHECKED BY: JEB  
 DATE: 05-08-2017  
 SCALE: 1/16" = 1'-0"  
 PLOT SCALE:

**P-208**  
 SHEET NO.:  
 90 OF 106 SHEET(S)



**KEY PLAN**





**A/R/C Associates Incorporated**

Architecture  
Roof Consulting  
Construction Technology  
LIC. NBR AAC000932  
601 North Palm Creek Avenue  
Suite 100 Orlando, FL  
32803-4899  
Tel. (407) 898-7875  
Fax. (407) 898-0048  
COPYRIGHT © A/R/C ASSOCIATES, INC.



REVISIONS		
NO.	DATE	BY:



DESIGNATED REPAIRS AND REPLACEMENT OF:  
**OCCC WEST BLDG ROOF REPLACEMENT**  
ORANGE COUNTY CONVENTION CENTER  
9800 INTERNATIONAL DRIVE, ORLANDO, FL 32819

JOB NO.: 16032.00  
DRAWN BY: WFH  
CHECKED BY: JEB  
DATE: 05-08-2017  
SCALE: 1/16" = 1'-0"  
PLOT SCALE:

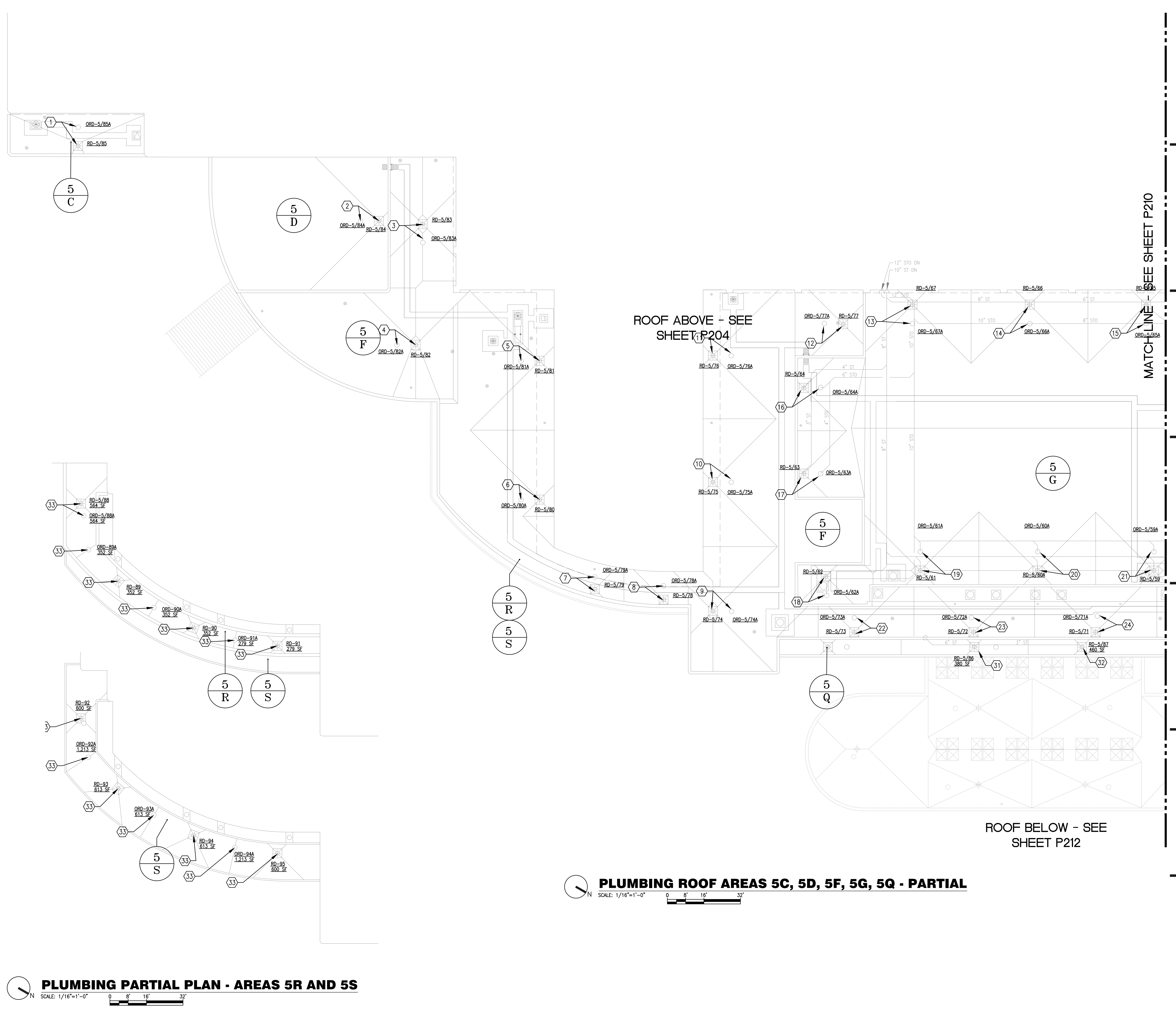
**P-209**  
SHEET NO.:  
100P 106 SHEET(S)

**GENERAL NOTES:**

- ALL WORK SHALL BE PERFORMED IN ACCORDANCE WITH THE REQUIREMENTS OF THE FLORIDA BUILDING CODE 5TH EDITION (2014), AND THE FLORIDA BUILDING CODE 5TH EDITION (2014), PLUMBING.
- UNLESS OTHERWISE NOTED, ALL EXISTING ROOF DRAINS SHALL BE DISCONNECTED FROM EXISTING ROOF DRAIN PIPING AND REPLACED WITH NEW ROOF DRAINS AS SHOWN ON THE DRAWINGS. ALL REQUIRED FITTINGS, FASTENERS, AND ACCESSORIES SHALL BE INCLUDED FOR A COMPLETE ROOF DRAIN INSTALLATION. REFER TO ARCHITECTURAL DRAWINGS FOR ADDITIONAL REQUIREMENTS.
- REFER TO GENERAL NOTES ON P-001 FOR ADDITIONAL SCUPPER REQUIREMENTS. REFER TO ARCHITECTURAL DRAWINGS FOR SCUPPER CONSTRUCTION REQUIREMENTS AND DETAILS.

**PLAN KEY NOTES:**

1. 4" ROOF DRAIN RD-5/85 AND 4" OVERFLOW ROOF DRAIN ORD-5/85A.
2. 8" ROOF DRAIN RD-5/84 AND 8" OVERFLOW ROOF DRAIN ORD-5/84A.
3. 4" ROOF DRAIN RD-5/83 AND 6" OVERFLOW ROOF DRAIN ORD-5/83A.
4. 4" ROOF DRAIN RD-5/82 AND 6" OVERFLOW ROOF DRAIN ORD-5/82A.
5. 8" ROOF DRAIN RD-5/81 AND 6" OVERFLOW ROOF DRAIN ORD-5/81A.
6. 3" ROOF DRAIN RD-5/80 AND 4" OVERFLOW ROOF DRAIN ORD-5/80A.
7. 3" ROOF DRAIN RD-5/79 AND 4" OVERFLOW ROOF DRAIN ORD-5/79A.
8. 3" ROOF DRAIN RD-5/78 AND 4" OVERFLOW ROOF DRAIN ORD-5/78A.
9. 4" ROOF DRAIN RD-5/77 AND 4" OVERFLOW ROOF DRAIN ORD-5/77A.
10. 4" ROOF DRAIN RD-5/76 AND 6" OVERFLOW ROOF DRAIN ORD-5/76A.
11. 4" ROOF DRAIN RD-5/75 AND 6" OVERFLOW ROOF DRAIN ORD-5/75A.
12. 3" ROOF DRAIN RD-5/74 AND 3" OVERFLOW ROOF DRAIN ORD-5/74A.
13. 4" ROOF DRAIN RD-5/73 AND 4" OVERFLOW ROOF DRAIN ORD-5/73A.
14. 4" ROOF DRAIN RD-5/72 AND 4" OVERFLOW ROOF DRAIN ORD-5/72A.
15. 4" ROOF DRAIN RD-5/71 AND 4" OVERFLOW ROOF DRAIN ORD-5/71A.
16. 3" ROOF DRAIN RD-5/70 AND 4" OVERFLOW ROOF DRAIN ORD-5/70A.
17. 3" ROOF DRAIN RD-5/69 AND 3" OVERFLOW ROOF DRAIN ORD-5/69A.
18. 3" ROOF DRAIN RD-5/68 AND 3" OVERFLOW ROOF DRAIN ORD-5/68A.
19. 4" ROOF DRAIN RD-5/67 AND 4" OVERFLOW ROOF DRAIN ORD-5/67A.
20. 4" ROOF DRAIN RD-5/66 AND 4" OVERFLOW ROOF DRAIN ORD-5/66A.
21. 4" ROOF DRAIN RD-5/65 AND 4" OVERFLOW ROOF DRAIN ORD-5/65A.
22. 3" ROOF DRAIN RD-5/64 AND 3" OVERFLOW ROOF DRAIN ORD-5/64A.
23. 3" ROOF DRAIN RD-5/63 AND 3" OVERFLOW ROOF DRAIN ORD-5/63A.
24. 3" ROOF DRAIN RD-5/62 AND 3" OVERFLOW ROOF DRAIN ORD-5/62A.
25. 5" ROOF DRAIN RD-3/6.
26. 5" ROOF DRAIN RD-3/6.
27. 4" ROOF DRAIN RD-3/1.
28. 4" ROOF DRAIN RD-3/2.
29. 4" ROOF DRAIN RD-3/3.
30. 4" ROOF DRAIN RD-3/4.
31. 4" ROOF DRAIN RD-5/86.
32. 3" ROOF DRAIN RD-5/87.
33. 4" ROOF DRAIN RD-5/88 TO RD-5/95 AND 4" OVERFLOW ROOF DRAIN ORD-5/88A TO ORD-5/95.



ROOF ABOVE - SEE SHEET P204

ROOF BELOW - SEE SHEET P212


**PLUMBING ROOF AREAS 5C, 5D, 5F, 5G, 5Q - PARTIAL**  
SCALE: 1/16"=1'-0" 0 8' 16' 32'

**PLUMBING PARTIAL PLAN - AREAS 5R AND 5S**  
SCALE: 1/16"=1'-0" 0 8' 16' 32'




MATCHLINE SEE SHEET P210





**A/R/C Associates Incorporated**

Architecture  
Roof Consulting  
Construction Technology  
LIC. NBR AAC000932  
601 North Fern Creek Avenue  
Suite 100 Orlando, FL  
32803-4899  
Tel. (407) 898-7875  
Fax. (407) 898-6048  
COPYRIGHT © A/R/C ASSOCIATES, INC.



**DESIGNATED REPAIRS AND REPLACEMENT OF:**  
**OCCC WEST BLDG ROOF REPLACEMENT**  
**ORANGE COUNTY CONVENTION CENTER**  
**9800 INTERNATIONAL DRIVE, ORLANDO, FL 32819**

JOB NO.: 16032.00  
DRAWN BY: WFH  
CHECKED BY: JEB  
DATE: 05-08-2017  
SCALE: 1/16" = 1'-0"  
PLOT SCALE:

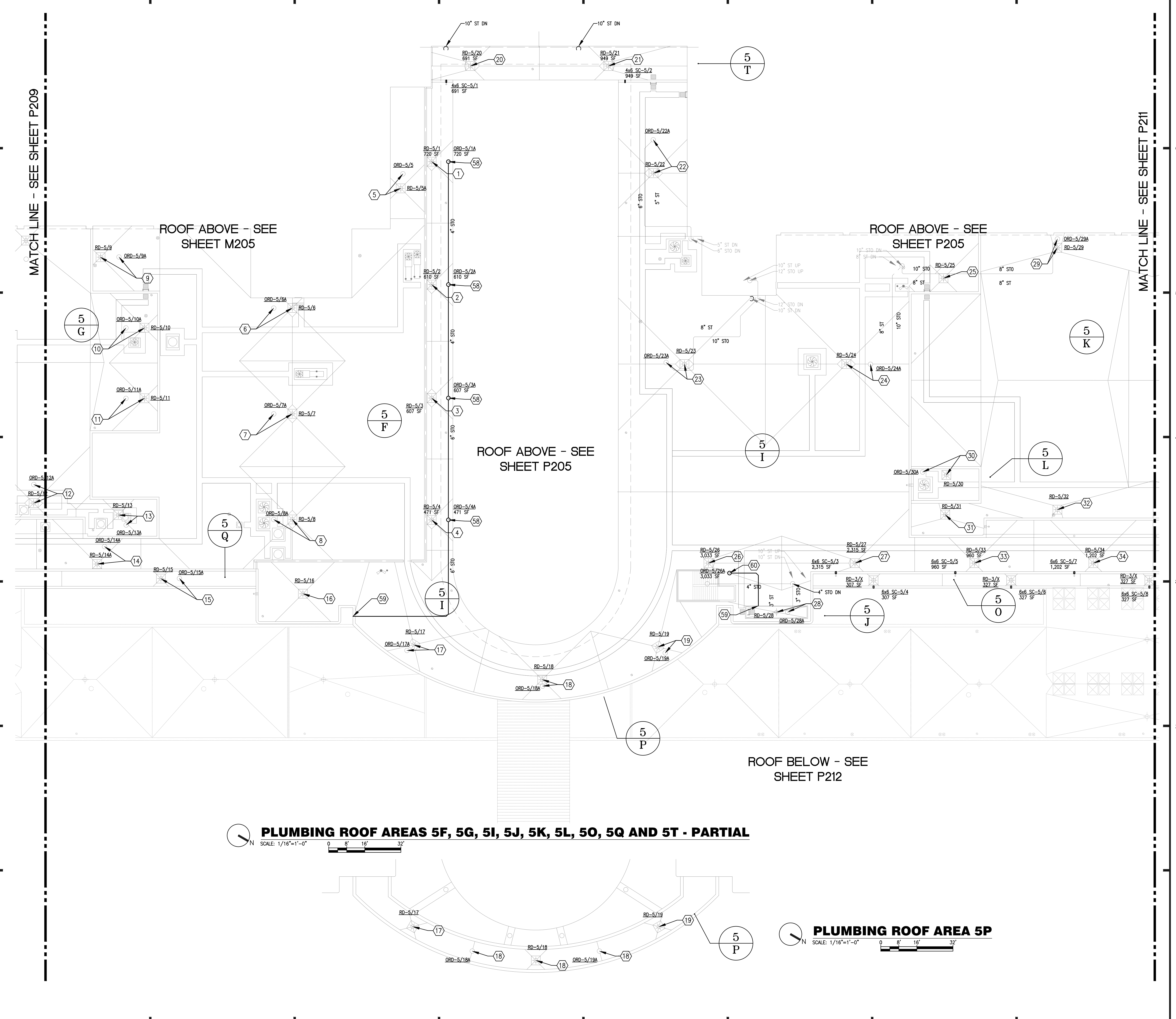
**P-210**  
SHEET NO.:  
1 OF 106 SHEET(S)

**GENERAL NOTES:**

- a. ALL WORK SHALL BE PERFORMED IN ACCORDANCE WITH THE REQUIREMENTS OF THE FLORIDA BUILDING CODE 5TH EDITION (2014), AND THE FLORIDA BUILDING CODE 5TH EDITION (2014), PLUMBING.
- b. UNLESS OTHERWISE NOTED, ALL EXISTING ROOF DRAINS SHALL BE DISCONNECTED FROM EXISTING ROOF DRAIN PIPING AND REPLACED WITH NEW ROOF DRAINS AS SHOWN ON THE DRAWINGS. ALL REQUIRED FITTINGS, FASTENERS, AND ACCESSORIES SHALL BE INCLUDED FOR A COMPLETE ROOF DRAIN INSTALLATION. REFER TO ARCHITECTURAL DRAWINGS FOR ADDITIONAL REQUIREMENTS. REFER TO GENERAL NOTES ON P-001 FOR ADDITIONAL SCUPPER REQUIREMENTS. REFER TO ARCHITECTURAL DRAWINGS FOR SCUPPER CONSTRUCTION REQUIREMENTS AND DETAILS.

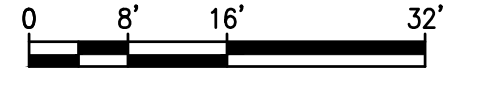
**PLAN KEY NOTES:**

1. 3" ROOF DRAIN RD-5/1.
2. 3" ROOF DRAIN RD-5/2.
3. 3" ROOF DRAIN RD-5/3.
4. 3" ROOF DRAIN RD-5/4.
5. 3" ROOF DRAIN RD-5/5 AND 3" OVERFLOW ROOF DRAIN ORD-5/5A.
6. 4" ROOF DRAIN RD-5/6 AND 4" OVERFLOW ROOF DRAIN ORD-5/6A.
7. 4" ROOF DRAIN RD-5/7 AND 4" OVERFLOW ROOF DRAIN ORD-5/7A.
8. 4" ROOF DRAIN RD-5/8 AND 4" OVERFLOW ROOF DRAIN ORD-5/8A.
9. 4" ROOF DRAIN RD-5/9 AND 4" OVERFLOW ROOF DRAIN ORD-5/9A.
10. 3" ROOF DRAIN RD-5/10 AND 3" OVERFLOW ROOF DRAIN ORD-5/10A.
11. 3" ROOF DRAIN RD-5/11 AND 3" OVERFLOW ROOF DRAIN ORD-5/11A.
12. 4" ROOF DRAIN RD-5/12 AND 4" OVERFLOW ROOF DRAIN ORD-5/12A.
13. 3" ROOF DRAIN RD-5/13 AND 3" OVERFLOW ROOF DRAIN ORD-5/13A.
14. 3" ROOF DRAIN RD-5/14 AND 4" OVERFLOW ROOF DRAIN ORD-5/14A.
15. 3" ROOF DRAIN RD-5/15 AND 4" OVERFLOW ROOF DRAIN ORD-5/15A.
16. 3" ROOF DRAIN RD-5/16.
17. 3" ROOF DRAIN RD-5/17 AND 3" OVERFLOW ROOF DRAIN ORD-5/17A.
18. 4" ROOF DRAIN RD-5/18 AND 3" OVERFLOW ROOF DRAIN ORD-5/18A.
19. 3" ROOF DRAIN RD-5/19 AND 3" OVERFLOW ROOF DRAIN ORD-5/19A.
20. 4" ROOF DRAIN RD-5/20.
21. 4" ROOF DRAIN RD-5/21.
22. 5" ROOF DRAIN RD-5/22 AND 6" OVERFLOW ROOF DRAIN ORD-5/22A.
23. 5" ROOF DRAIN RD-5/23 AND 8" OVERFLOW ROOF DRAIN ORD-5/23A.
24. 6" ROOF DRAIN RD-5/24 AND 8" OVERFLOW ROOF DRAIN ORD-5/24A.
25. 4" ROOF DRAIN RD-5/25.
26. 4" ROOF DRAIN RD-5/26.
27. 4" ROOF DRAIN RD-5/27.
28. 3" ROOF DRAIN RD-5/28 AND 3" OVERFLOW ROOF DRAIN ORD-5/28A.
29. 4" ROOF DRAIN RD-5/29 AND 4" OVERFLOW ROOF DRAIN ORD-5/29A.
30. 3" ROOF DRAIN RD-5/30 AND 3" OVERFLOW ROOF DRAIN ORD-5/30A.
31. 3" ROOF DRAIN RD-5/31.
32. 4" ROOF DRAIN RD-5/32.
33. 4" ROOF DRAIN RD-5/33.
34. 4" ROOF DRAIN RD-5/34.
35. 4" ROOF DRAIN RD-5/35 AND 4" OVERFLOW ROOF DRAIN ORD-5/35A.
36. 3" ROOF DRAIN RD-5/36 AND 5" OVERFLOW ROOF DRAIN ORD-5/36A.
37. 5" ROOF DRAIN RD-5/37 AND 5" OVERFLOW ROOF DRAIN ORD-5/37A.
38. 4" ROOF DRAIN RD-5/38.
39. 3" ROOF DRAIN RD-5/39.
40. 3" ROOF DRAIN RD-5/40.
41. 4" ROOF DRAIN RD-5/41.
42. 4" ROOF DRAIN RD-5/42X.
43. 6" ROOF DRAIN RD-5/43.
44. 4" ROOF DRAIN RD-5/44 AND 4" OVERFLOW ROOF DRAIN ORD-5/44A.
45. 3" ROOF DRAIN RD-5/45.
46. 5" ROOF DRAIN RD-5/46.
47. 6" ROOF DRAIN RD-4/1.
48. 5" ROOF DRAIN RD-4/2 AND 5" OVERFLOW ROOF DRAIN ORD-4/2A.
49. 5" ROOF DRAIN RD-4/3 AND 5" OVERFLOW ROOF DRAIN ORD-4/3A.
50. 4" ROOF DRAIN RD-4/4.
51. 4" ROOF DRAIN RD-4/5.
52. 5" ROOF DRAIN RD-4/6 AND 5" OVERFLOW ROOF DRAIN ORD-4/6A.
53. 5" ROOF DRAIN RD-4/7 AND 5" OVERFLOW ROOF DRAIN ORD-4/7A.
54. 5" ROOF DRAIN RD-4/8 AND 5" OVERFLOW ROOF DRAIN ORD-4/8A.
55. 5" ROOF DRAIN RD-4/9 AND 5" OVERFLOW ROOF DRAIN ORD-4/9A.
56. 5" ROOF DRAIN RD-4/10 AND 5" OVERFLOW ROOF DRAIN ORD-4/10A.
57. 5" ROOF DRAIN RD-4/11 AND 5" OVERFLOW ROOF DRAIN ORD-4/11A.
58. NEW OVERFLOW ROOF DRAIN ORD-5/1A, ORD-5/2A, ORD-5/3A, ORD-5/4A, AND ASSOCIATED OVERFLOW ROOF DRAIN PIPING.
59. TERMINATE NEW OVERFLOW ROOF DRAIN PIPING THROUGH EXISTING WALL. TERMINATE WITH ZURN MODEL ZS199-HC SS HINGED DOWNSPOUT COVER OR EQUAL.
60. NEW OVERFLOW ROOF DRAIN ORD-5/26A AND ASSOCIATED OVERFLOW ROOF DRAIN PIPING.




**PLUMBING ROOF AREAS 5F, 5G, 5I, 5J, 5K, 5L, 5O, 5Q AND 5T - PARTIAL**

SCALE: 1/16"=1'-0"

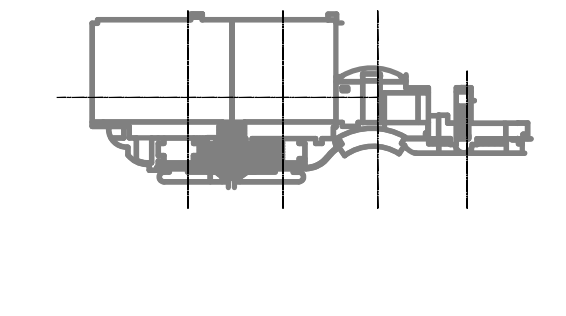


**PLUMBING ROOF AREA 5P**

SCALE: 1/16"=1'-0"



**KEY PLAN**




MATCH LINE - SEE SHEET P209

MATCH LINE - SEE SHEET P211

G F E D C B A



6 5 4 3 2 1





**A/R/C Associates Incorporated**

Architecture  
Roof Consulting  
Construction Technology  
LIC. NBR AAC000932  
601 North Fern Creek Avenue  
Suite 100 Orlando, FL  
32803-4899  
Tel. (407) 898-7875  
Fax. (407) 898-6048  
COPYRIGHT © A/R/C ASSOCIATES, INC.



DESIGNATED REPAIRS AND REPLACEMENT OF:  
**OCCC WEST BLDG ROOF REPLACEMENT**  
ORANGE COUNTY CONVENTION CENTER  
9800 INTERNATIONAL DRIVE, ORLANDO, FL 32819

JOB NO.: 16032.00  
DRAWN BY: WFH  
CHECKED BY: JEB  
DATE: 05-08-2017  
SCALE: 1/16" = 1'-0"  
PLOT SCALE:

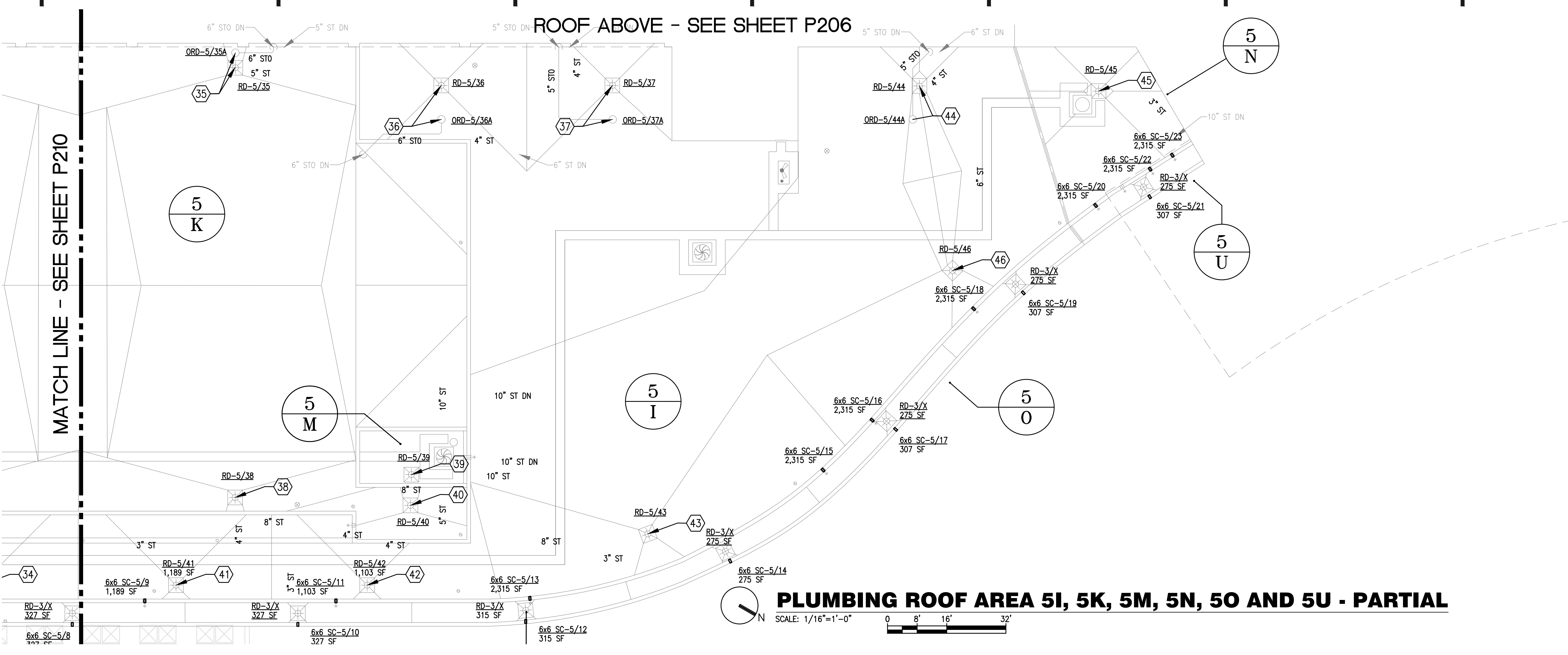
**P-211**  
SHEET NO.:  
1207P 106 SHEET(S)

**GENERAL NOTES:**

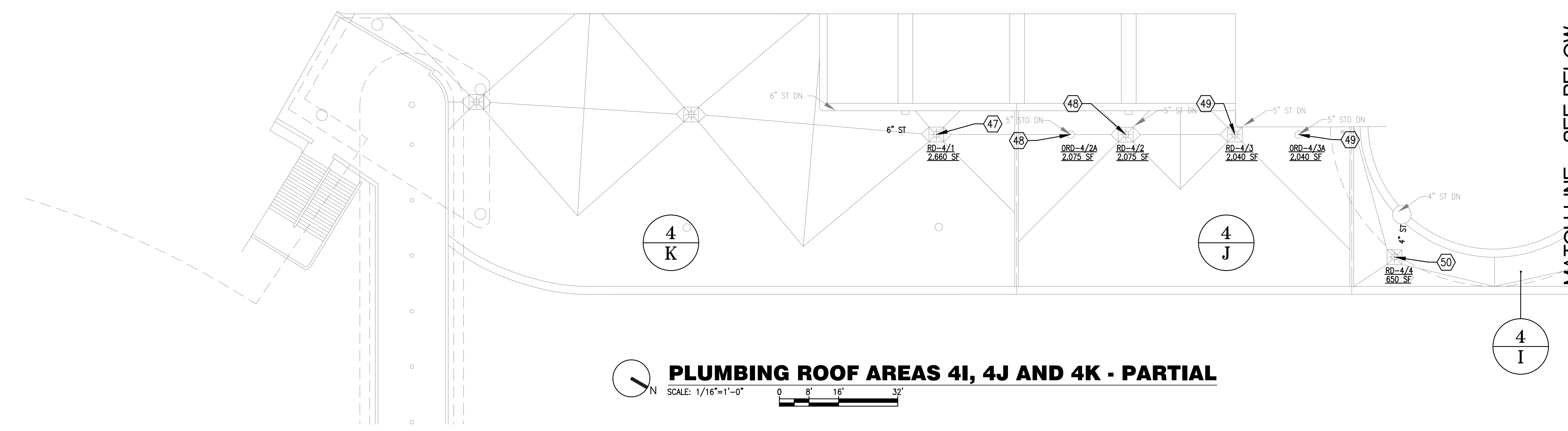
- ALL WORK SHALL BE PERFORMED IN ACCORDANCE WITH THE REQUIREMENTS OF THE FLORIDA BUILDING CODE 5TH EDITION (2014), AND THE FLORIDA BUILDING CODE 5TH EDITION (2014), PLUMBING.
- UNLESS OTHERWISE NOTED, ALL EXISTING ROOF DRAINS SHALL BE DISCONNECTED FROM EXISTING ROOF DRAIN PIPING AND REPLACED WITH NEW ROOF DRAINS AS SHOWN ON THE DRAWINGS. ALL REQUIRED FITTINGS, FASTENERS, AND ACCESSORIES SHALL BE INCLUDED FOR A COMPLETE ROOF DRAIN INSTALLATION. REFER TO ARCHITECTURAL DRAWINGS FOR ADDITIONAL REQUIREMENTS.
- REFER TO GENERAL NOTES ON P-201 FOR ADDITIONAL SCUPPER REQUIREMENTS. REFER TO ARCHITECTURAL DRAWINGS FOR SCUPPER CONSTRUCTION REQUIREMENTS AND DETAILS.

**PLAN KEY NOTES:**

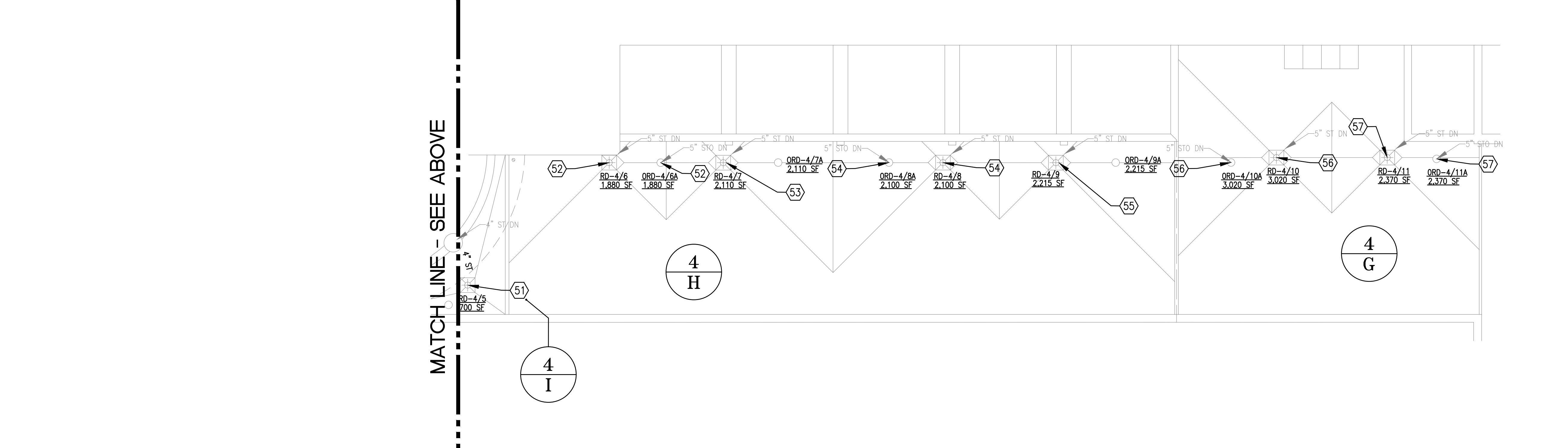
- 3" ROOF DRAIN RD-5/1.
- 3" ROOF DRAIN RD-5/2.
- 3" ROOF DRAIN RD-5/3.
- 3" ROOF DRAIN RD-5/4.
- 3" ROOF DRAIN RD-5/5 AND 3" OVERFLOW ROOF DRAIN ORD-5/5A.
- 4" ROOF DRAIN RD-5/6 AND 4" OVERFLOW ROOF DRAIN ORD-5/6A.
- 4" ROOF DRAIN RD-5/7 AND 4" OVERFLOW ROOF DRAIN ORD-5/7A.
- 4" ROOF DRAIN RD-5/8 AND 4" OVERFLOW ROOF DRAIN ORD-5/8A.
- 4" ROOF DRAIN RD-5/9 AND 4" OVERFLOW ROOF DRAIN ORD-5/9A.
- 3" ROOF DRAIN RD-5/10 AND 3" OVERFLOW ROOF DRAIN ORD-5/10A.
- 3" ROOF DRAIN RD-5/11 AND 3" OVERFLOW ROOF DRAIN ORD-5/11A.
- 4" ROOF DRAIN RD-5/12 AND 4" OVERFLOW ROOF DRAIN ORD-5/12A.
- 3" ROOF DRAIN RD-5/13 AND 3" OVERFLOW ROOF DRAIN ORD-5/13A.
- 3" ROOF DRAIN RD-5/14 AND 3" OVERFLOW ROOF DRAIN ORD-5/14A.
- 3" ROOF DRAIN RD-5/15 AND 4" OVERFLOW ROOF DRAIN ORD-5/15A.
- 3" ROOF DRAIN RD-5/16.
- 3" ROOF DRAIN RD-5/17 AND 3" OVERFLOW ROOF DRAIN ORD-5/17A.
- 4" ROOF DRAIN RD-5/18 AND 3" OVERFLOW ROOF DRAIN ORD-5/18A.
- 3" ROOF DRAIN RD-5/19 AND 3" OVERFLOW ROOF DRAIN ORD-5/19A.
- 4" ROOF DRAIN RD-5/20.
- 4" ROOF DRAIN RD-5/21.
- 5" ROOF DRAIN RD-5/22 AND 6" OVERFLOW ROOF DRAIN ORD-5/22A.
- 5" ROOF DRAIN RD-5/23 AND 8" OVERFLOW ROOF DRAIN ORD-5/23A.
- 6" ROOF DRAIN RD-5/24 AND 8" OVERFLOW ROOF DRAIN ORD-5/24A.
- 4" ROOF DRAIN RD-5/25.
- 4" ROOF DRAIN RD-5/26.
- 4" ROOF DRAIN RD-5/27.
- 3" ROOF DRAIN RD-5/28 AND 3" OVERFLOW ROOF DRAIN ORD-5/28A.
- 4" ROOF DRAIN RD-5/29 AND 4" OVERFLOW ROOF DRAIN ORD-5/29A.
- 3" ROOF DRAIN RD-5/30 AND 3" OVERFLOW ROOF DRAIN ORD-5/30A.
- 3" ROOF DRAIN RD-5/31.
- 3" ROOF DRAIN RD-5/32.
- 3" ROOF DRAIN RD-5/33.
- 4" ROOF DRAIN RD-5/34.
- 4" ROOF DRAIN RD-5/35 AND 4" OVERFLOW ROOF DRAIN ORD-5/35A.
- 3" ROOF DRAIN RD-5/36 AND 5" OVERFLOW ROOF DRAIN ORD-5/36A.
- 5" ROOF DRAIN RD-5/37 AND 5" OVERFLOW ROOF DRAIN ORD-5/37A.
- 4" ROOF DRAIN RD-5/38.
- 3" ROOF DRAIN RD-5/39.
- 4" ROOF DRAIN RD-5/40.
- 4" ROOF DRAIN RD-5/41.
- 4" ROOF DRAIN RD-5/42.
- 6" ROOF DRAIN RD-5/43.
- 4" ROOF DRAIN RD-5/44 AND 4" OVERFLOW ROOF DRAIN ORD-5/44A.
- 3" ROOF DRAIN RD-5/45.
- 4" ROOF DRAIN RD-5/46.
- 6" ROOF DRAIN RD-4/1.
- 5" ROOF DRAIN RD-4/2 AND 5" OVERFLOW ROOF DRAIN ORD-4/2A.
- 5" ROOF DRAIN RD-4/3 AND 5" OVERFLOW ROOF DRAIN ORD-4/3A.
- 4" ROOF DRAIN RD-4/4.
- 4" ROOF DRAIN RD-4/5.
- 5" ROOF DRAIN RD-4/6 AND 5" OVERFLOW ROOF DRAIN ORD-4/6A.
- 5" ROOF DRAIN RD-4/7 AND 5" OVERFLOW ROOF DRAIN ORD-4/7A.
- 5" ROOF DRAIN RD-4/8 AND 5" OVERFLOW ROOF DRAIN ORD-4/8A.
- 5" ROOF DRAIN RD-4/9 AND 5" OVERFLOW ROOF DRAIN ORD-4/9A.
- 5" ROOF DRAIN RD-4/10 AND 5" OVERFLOW ROOF DRAIN ORD-4/10A.
- 5" ROOF DRAIN RD-4/11 AND 5" OVERFLOW ROOF DRAIN ORD-4/11A.
- NEW OVERFLOW ROOF DRAIN ORD-5/1A, ORD-5/2A, ORD-5/3A, ORD-5/4A, AND ASSOCIATED OVERFLOW ROOF DRAIN PIPING.
- TERMINATE NEW OVERFLOW ROOF DRAIN PIPING THROUGH EXISTING WALL. TERMINATE WITH ZURN MODEL ZS180-HC SS HINGED DOWNSPOUT COVER OR EQUAL.
- NEW OVERFLOW ROOF DRAIN ORD-5/26A AND ASSOCIATED OVERFLOW ROOF DRAIN PIPING.



**PLUMBING ROOF AREA 5I, 5K, 5M, 5N, 5O AND 5U - PARTIAL**  
SCALE: 1/16"=1'-0"

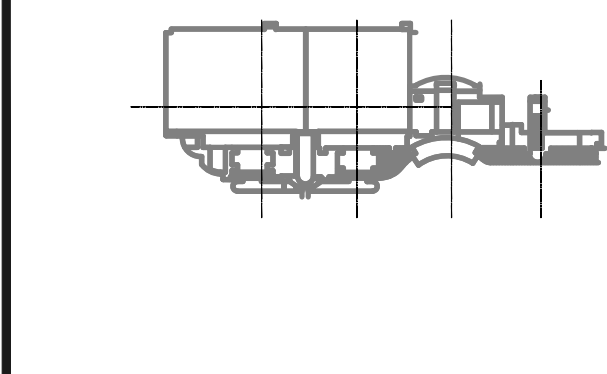


**PLUMBING ROOF AREAS 4I, 4J AND 4K - PARTIAL**  
SCALE: 1/16"=1'-0"



**PLUMBING ROOF AREAS 4G, 4H AND 4I - PARTIAL**  
SCALE: 1/16"=1'-0"

**KEY PLAN**




MATCH LINE - SEE SHEET P210

MATCH LINE - SEE BELOW


MATCH LINE - SEE ABOVE





**A/R/C**  
Associates  
Incorporated

Architecture  
Roof Consulting  
Construction Technology  
LLC. NBR AAC000932  
601 North Burr Creek Avenue  
Suite 100 Orlando, FL  
32803-4899  
Tel. (407) 886-7875  
Fax. (407) 886-6043  
COPYRIGHT © A/R/C ASSOCIATES, INC.



REVISIONS		
NO.	DATE	BY:



DESIGNATED REPAIRS AND REPLACEMENT OF:  
**OCCC WEST BLDG ROOF REPLACEMENT**  
ORANGE COUNTY CONVENTION CENTER  
9800 INTERNATIONAL DRIVE, ORLANDO, FL 32819

JOB NO.: 16032.00  
DRAWN BY: WRH  
CHECKED BY: JEB  
DATE: 05-08-2017  
SCALE: 1/16" = 1'-0"  
PLOT SCALE:

**P-212**  
SHEET NO.:  
100P 106 SHEET(S)

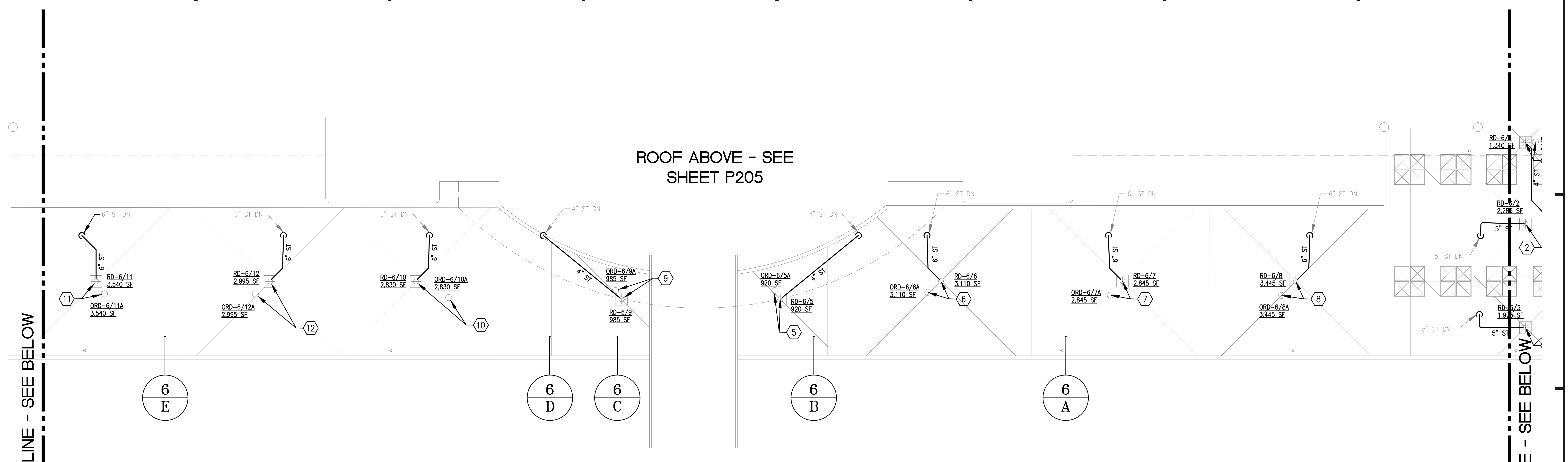
**GENERAL NOTES:**

- ALL WORK SHALL BE PERFORMED IN ACCORDANCE WITH THE REQUIREMENTS OF THE FLORIDA BUILDING CODE 5TH EDITION (2014), AND THE FLORIDA BUILDING CODE 5TH EDITION (2014), PLUMBING.
- UNLESS OTHERWISE NOTED, ALL EXISTING ROOF DRAINS SHALL BE DISCONNECTED FROM EXISTING ROOF DRAIN PIPING AND REPLACED WITH NEW ROOF DRAINS AS SHOWN ON THE DRAWINGS. ALL REQUIRED FITTINGS, FASTENERS, AND ACCESSORIES SHALL BE INCLUDED FOR A COMPLETE ROOF DRAIN INSTALLATION. REFER TO ARCHITECTURAL DRAWINGS FOR ADDITIONAL REQUIREMENTS.

**PLAN KEY NOTES: (1)**

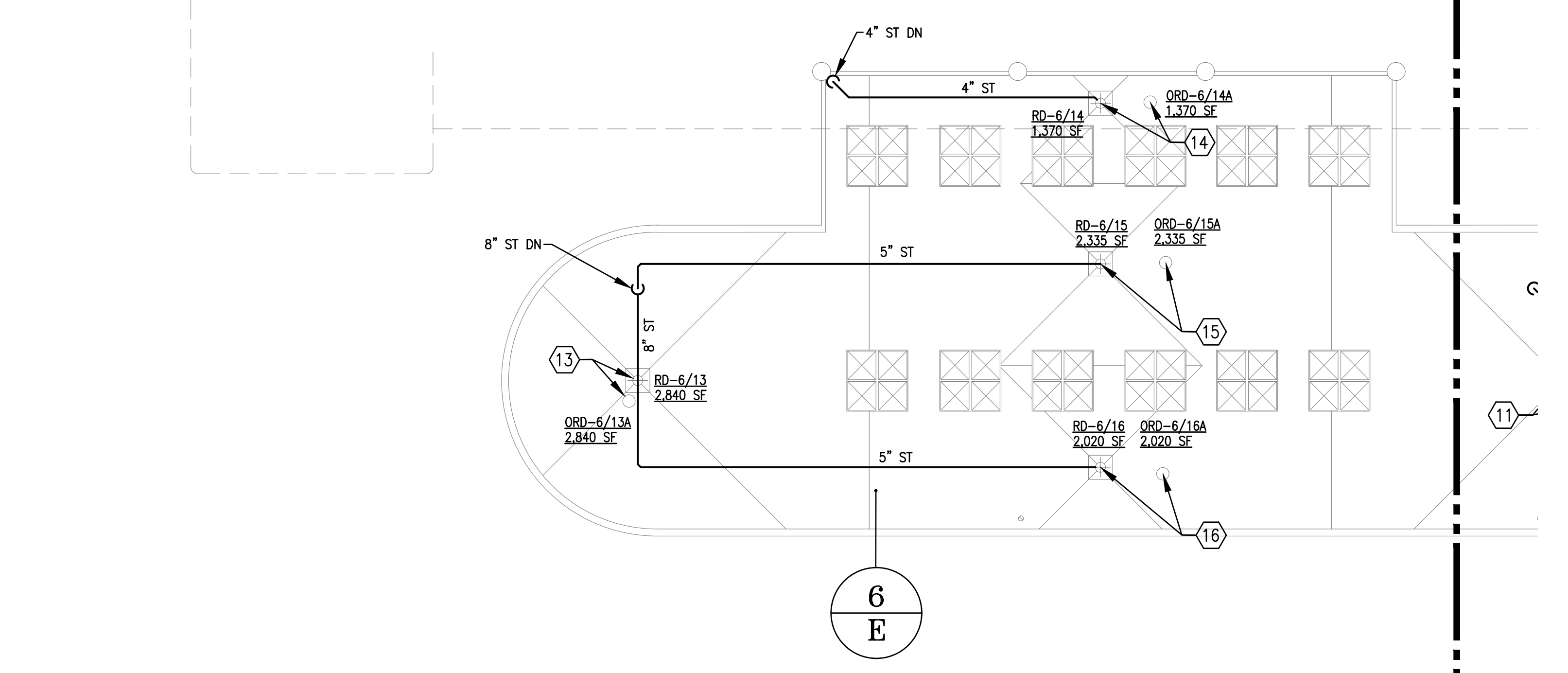
- 4" ROOF DRAIN RD-6/1 AND 5" OVERFLOW ROOF DRAIN ORD-6/1A.
- 5" ROOF DRAIN RD-6/2 AND 6" OVERFLOW ROOF DRAIN ORD-6/2A.
- 5" ROOF DRAIN RD-6/3 AND 4" OVERFLOW ROOF DRAIN ORD-6/3A.
- 6" ROOF DRAIN RD-6/4.
- 4" ROOF DRAIN RD-6/5 AND 4" OVERFLOW ROOF DRAIN ORD-6/5A.
- 6" ROOF DRAIN RD-6/6 AND 6" OVERFLOW ROOF DRAIN ORD-6/6A.
- 6" ROOF DRAIN RD-6/7 AND 6" OVERFLOW ROOF DRAIN ORD-6/7A.
- 6" ROOF DRAIN RD-6/8 AND 6" OVERFLOW ROOF DRAIN ORD-6/8A.
- 4" ROOF DRAIN RD-6/9 AND 4" OVERFLOW ROOF DRAIN ORD-6/9A.
- 6" ROOF DRAIN RD-6/10 AND 6" OVERFLOW ROOF DRAIN ORD-6/10A.
- 6" ROOF DRAIN RD-6/11 AND 6" OVERFLOW ROOF DRAIN ORD-6/11A.
- 6" ROOF DRAIN RD-6/12 AND 6" OVERFLOW ROOF DRAIN ORD-6/12A.
- 6" ROOF DRAIN RD-6/13 AND 6" OVERFLOW ROOF DRAIN ORD-6/13A.
- 4" ROOF DRAIN RD-6/14 AND 4" OVERFLOW ROOF DRAIN ORD-6/14A.
- 5" ROOF DRAIN RD-6/15 AND 5" OVERFLOW ROOF DRAIN ORD-6/15A.
- 5" ROOF DRAIN RD-6/16 AND 5" OVERFLOW ROOF DRAIN ORD-6/16A.

ROOF ABOVE - SEE SHEET P205



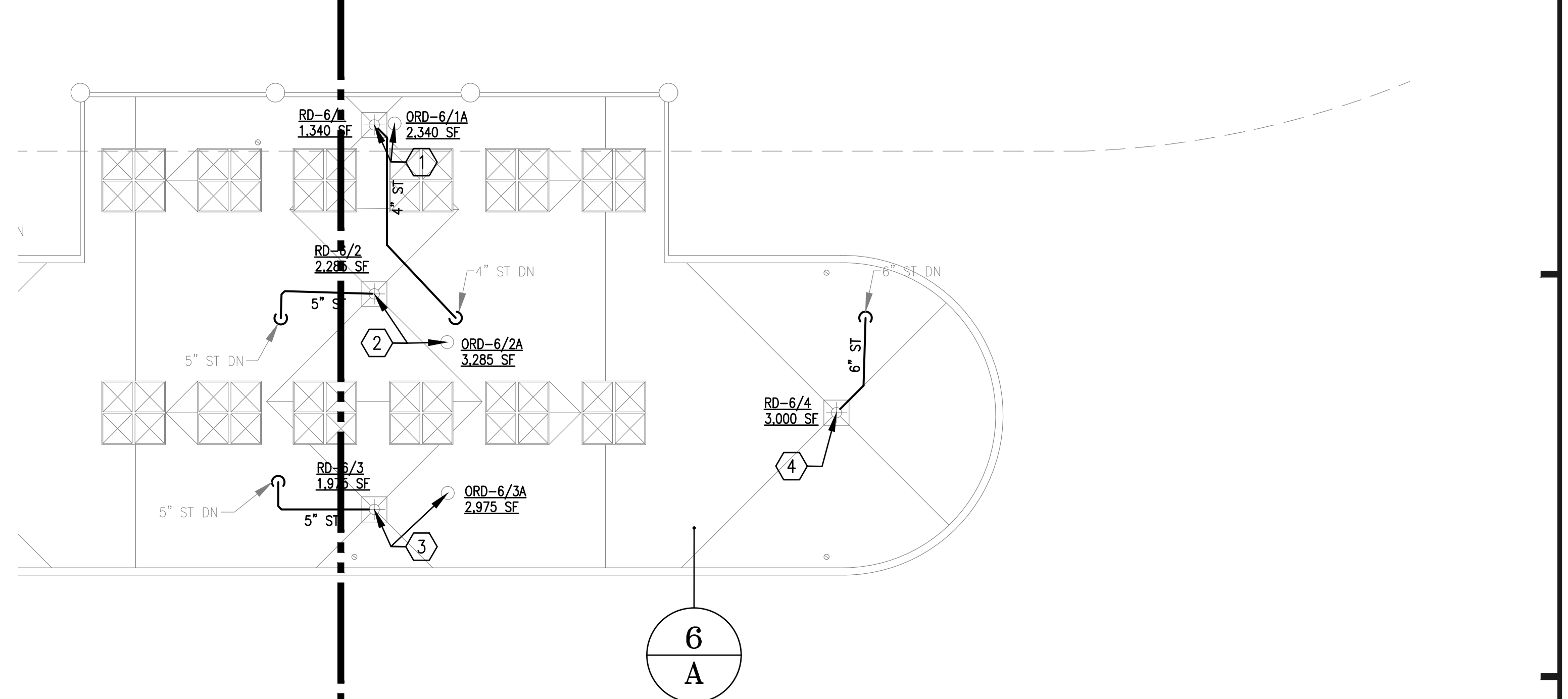
**PLUMBING ROOF AREAS 6A, 6B, 6C, 6D AND 6E - PARTIAL**  
SCALE: 1/16"=1'-0"  
0 8' 16' 32'

ROOF ABOVE - SEE SHEET P204

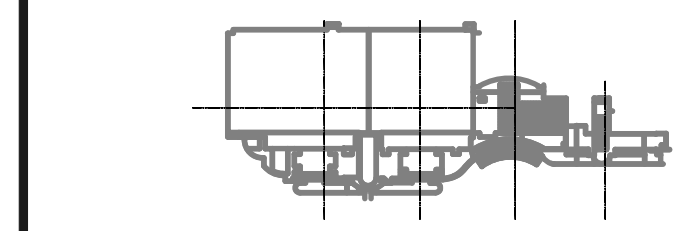


**PLUMBING AREA 6E - PARTIAL**  
SCALE: 1/16"=1'-0"  
0 8' 16' 32'

ROOF ABOVE - SEE SHEET P206



**PLUMBING AREA 6A - PARTIAL**  
SCALE: 1/16"=1'-0"  
0 8' 16' 32'



**KEY PLAN**

MATCH LINE - SEE BELOW

MATCH LINE - SEE BELOW

MATCH LINE - SEE ABOVE

MATCH LINE - SEE ABOVE

PLUMBING PARTIAL PLAN - AREAS 6A, 6B, 6C, 6D, 6E





**GENERAL NOTES:**

- ALL WORK SHALL BE PERFORMED IN ACCORDANCE WITH THE REQUIREMENTS OF THE FLORIDA BUILDING CODE 5TH EDITION (2014), AND THE FLORIDA BUILDING CODE 5TH EDITION (2014), PLUMBING.
- UNLESS OTHERWISE NOTED, ALL EXISTING ROOF DRAINS SHALL BE DISCONNECTED FROM EXISTING ROOF DRAIN PIPING AND REPLACED WITH NEW ROOF DRAINS AS SHOWN ON THE DRAWINGS. ALL REQUIRED FITTINGS, FASTENERS, AND ACCESSORIES SHALL BE INCLUDED FOR A COMPLETE ROOF DRAIN INSTALLATION. REFER TO ARCHITECTURAL DRAWINGS FOR ADDITIONAL REQUIREMENTS.
- REFER TO GENERAL NOTES ON P-001 FOR ADDITIONAL SCUPPER REQUIREMENTS. REFER TO ARCHITECTURAL DRAWINGS FOR SCUPPER CONSTRUCTION REQUIREMENTS AND DETAILS.

**PLAN KEY NOTES:**

- 5" ROOF DRAIN RD-3/9.
- 5" ROOF DRAIN RD-3/10.
- 5" ROOF DRAIN RD-3/11.
- 5" ROOF DRAIN RD-3/12.
- 5" ROOF DRAIN RD-3/13.
- 3" ROOF DRAIN RD-3/14.
- 3" ROOF DRAIN RD-3/15.
- 4" ROOF DRAIN RD-3/16.
- 4" ROOF DRAIN RD-3/17.
- 4" ROOF DRAIN RD-3/18.
- 4" ROOF DRAIN RD-3/19.
- 4" ROOF DRAIN RD-3/20.
- 4" ROOF DRAIN RD-3/21.
- 4" ROOF DRAIN RD-3/22.
- 4" ROOF DRAIN RD-3/23.
- 5" ROOF DRAIN RD-3/24.
- 5" ROOF DRAIN RD-3/25.
- 5" ROOF DRAIN RD-3/26.
- 5" ROOF DRAIN RD-3/27.
- 4" ROOF DRAIN RD-3/28.
- 5" ROOF DRAIN RD-3/29.
- 5" ROOF DRAIN RD-3/30.
- 5" ROOF DRAIN RD-3/31.

**A/R/C Associates Incorporated**  
 Architecture  
 Roof Consulting  
 Construction Technology  
 LIC. NBR AAC000932  
 601 North Fern Creek Avenue  
 Suite 100 Orlando, FL  
 32803-4899  
 Tel. (407) 898-7875  
 Fax. (407) 898-6049  
 COPYRIGHT © A/R/C ASSOCIATES, INC.

WILLIAM R. HAYWOOD  
 LICENSE No. 39503  
 STATE OF FLORIDA  
 PROFESSIONAL ENGINEER

REVISIONS		
NO.	DATE	BY:

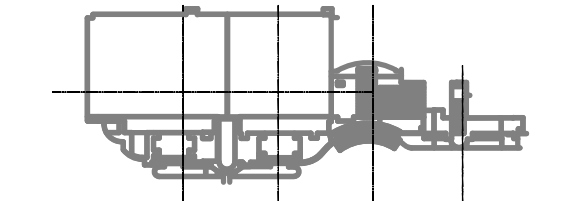
**SGM ENGINEERING**  
 MEP CONSULTING ENGINEERS  
 L.A. MOORE  
 105 LAKE MIDDLELAND  
 ORLANDO, FL 32814  
 TEL: 407-767-5188  
 FAX: 407-767-3772  
 WWW.SGMENGINEERING.COM  
 COPYRIGHT © 2014 SGM ENGINEERING, INC.

**BASE CONSULTANTS**  
 Engineering & Construction I  
 1814 EAST ORANGE AVENUE  
 SUITE 200  
 ORLANDO, FL 32814  
 TEL: 407-767-5188  
 FAX: 407-767-3772

PLUMBING PARTIAL PLAN - AREAS 3A, 3B, 3D, 3E  
 DESIGNATED REPAIRS AND REPLACEMENT OF:  
**OCCC WEST BLDG ROOF REPLACEMENT**  
**ORANGE COUNTY CONVENTION CENTER**  
**9800 INTERNATIONAL DRIVE, ORLANDO, FL 32819**

JOB NO.: 16032.00  
 DRAWN BY: WRH  
 CHECKED BY: JEB  
 DATE: 05-08-2017  
 SCALE: 1/16" = 1'-0"  
 PLOT SCALE:

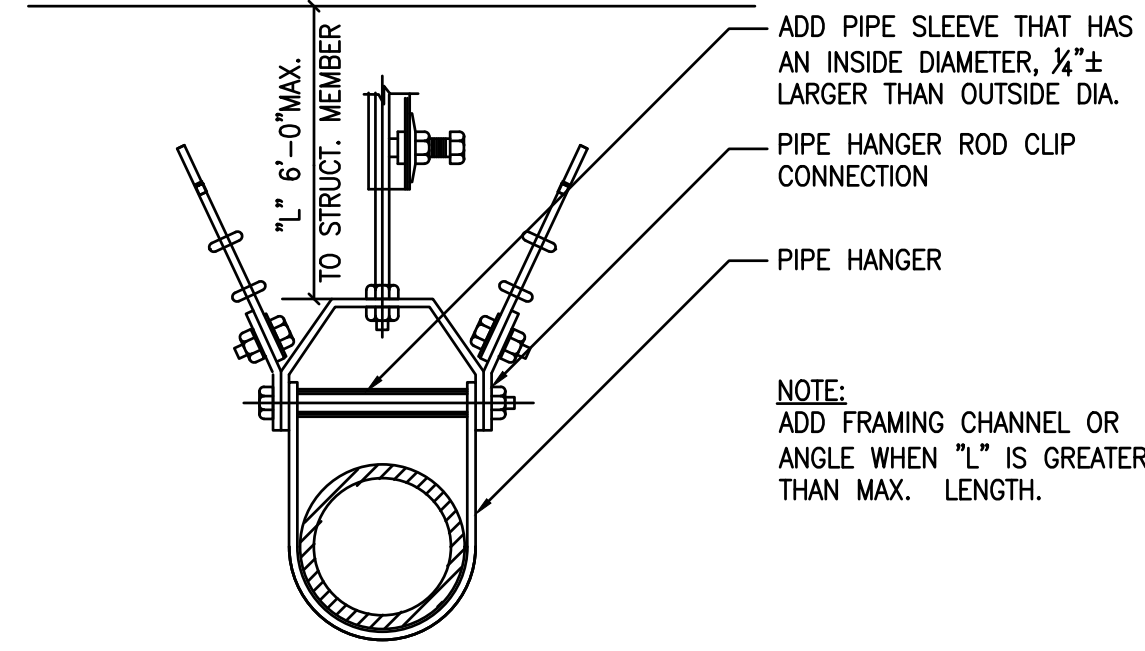
**P-213**  
 SHEET NO.:  
 14 OF 106 SHEET(S)



**KEY PLAN**

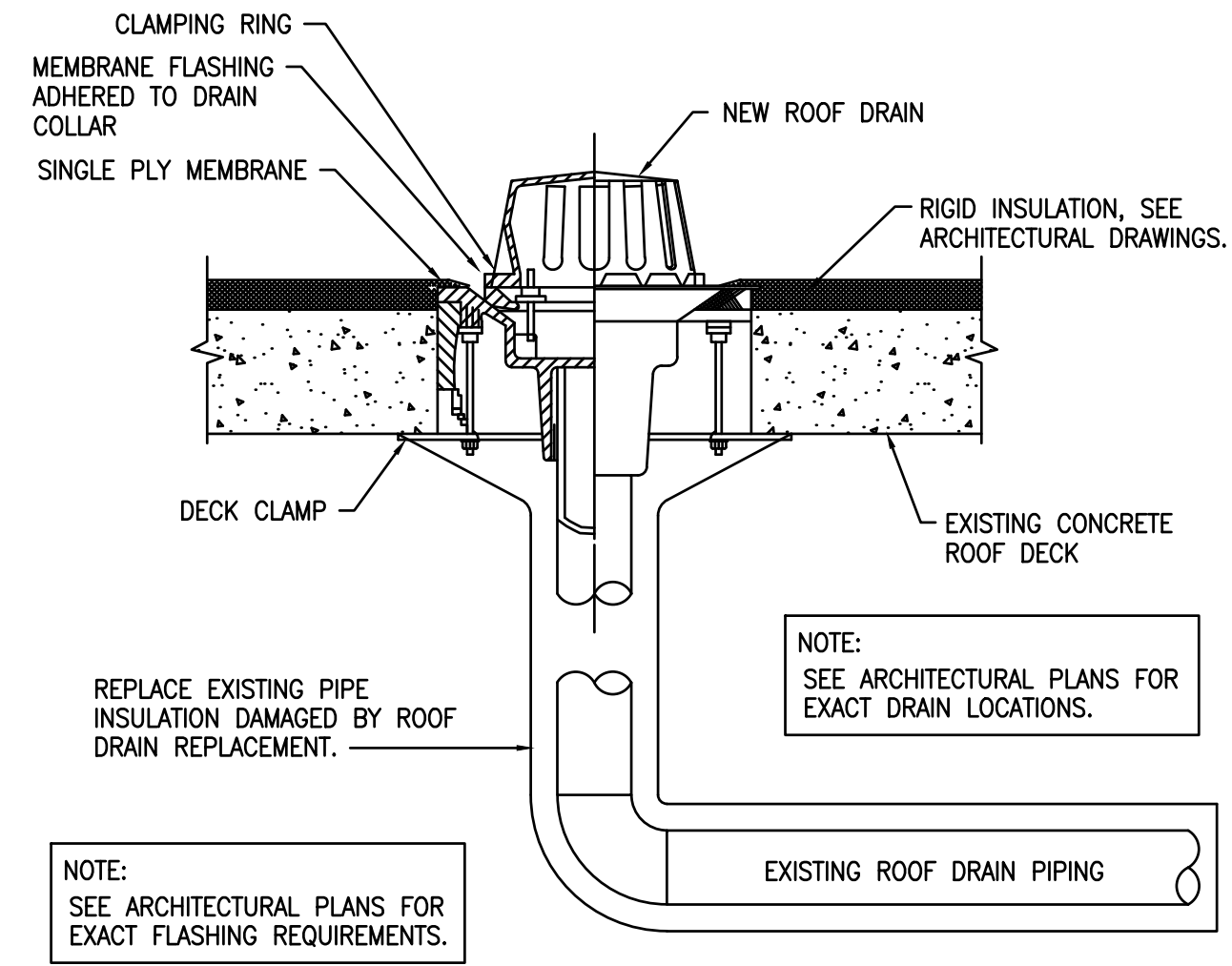
**PLUMBING ROOF AREAS 3A, 3B, 3C, 3D AND 3E - PARTIAL**  
 SCALE: 1/16"=1'-0" 0 8' 16' 32'






NOTES:  
SWAY BRACING SHALL BE INSTALLED UNDER THE FOLLOWING CONDITIONS:  
1) ALL PIPING 4" DIAMETER AND GREATER.

**SWAY BRACING AND PIPE SUPPORT DETAIL**  
NO SCALE




**ROOF DRAIN DETAIL**  
NO SCALE



**A/R/C**  
**Associates**  
**Incorporated**

Architecture  
Roof Consulting  
Construction Technology  
LIC. NBR AAC000932  
Suite 100 Orlando, FL  
32803-4809  
Tel. (407) 898-7875  
Fax. (407) 898-0945  
COPYRIGHT © A/R/C ASSOCIATES, INC.



REVISIONS		
NO.	DATE	BY:

**SGM**  
**ENGINEERING**  
MEP CONSULTING ENGINEERS

935 LAKE BALDWIN LANE  
ORLANDO, FL 32814  
TEL: 407-261-5188  
FAX: 407-261-5722  
WWW.SGMENGINEERING.COM  
COPYRIGHT © 2014 SGM ENGINEERING, INC.

**BASE**  
**CONSULTANTS**

Engineering & Construction I

CCC 1521662  
MEMBER OF CONSTRUCTION INC. 2004  
LAWA 153 OF CONSTRUCTION INC. 2004  
1544 EAST WINDYBERRY STREET  
ORLANDO, FL 32817

DESIGNATED REPAIRS AND REPLACEMENT OF  
**OCCC WEST BLDG ROOF REPLACEMENT**  
ORANGE COUNTY CONVENTION CENTER  
9800 INTERNATIONAL DRIVE, ORLANDO, FL 32819

JOB NO.: 16032.00  
DRAWN BY: WPH  
CHECKED BY: JEB  
DATE: 05-08-2017  
SCALE:  
PLOT SCALE:

**P-601**

SHEET NO.:  
106 OF 106 SHEET(S)

PLUMBING DETAILS