

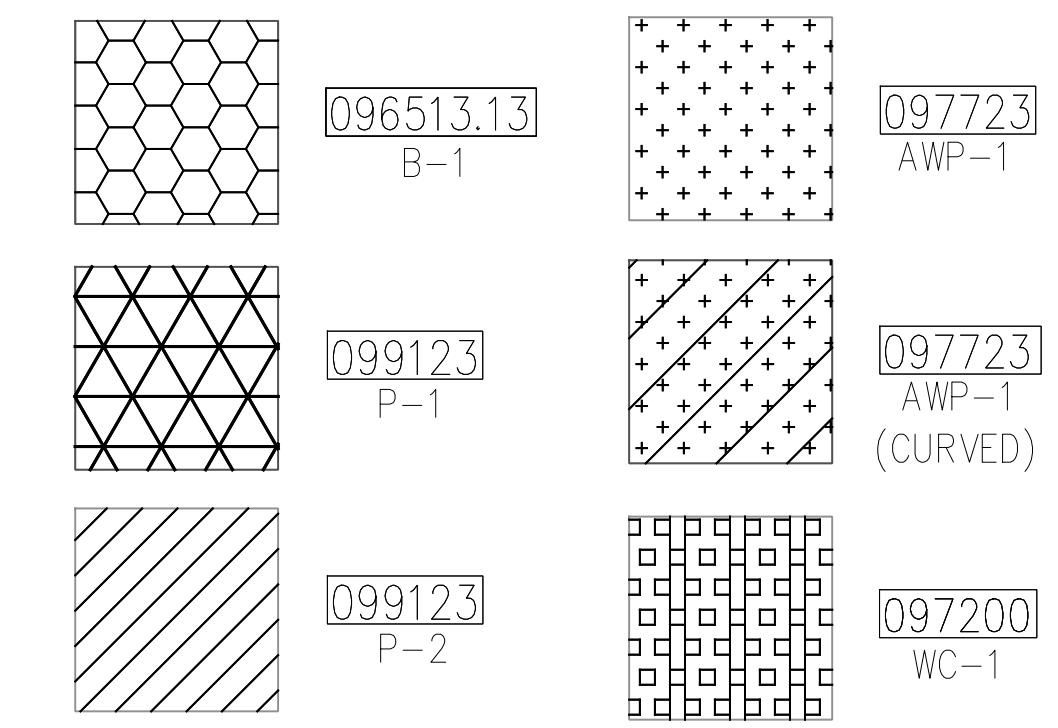
ORANGE COUNTY CONVENTION CENTER

WEST BUILDING WALL PANELS

KEY NOTES:

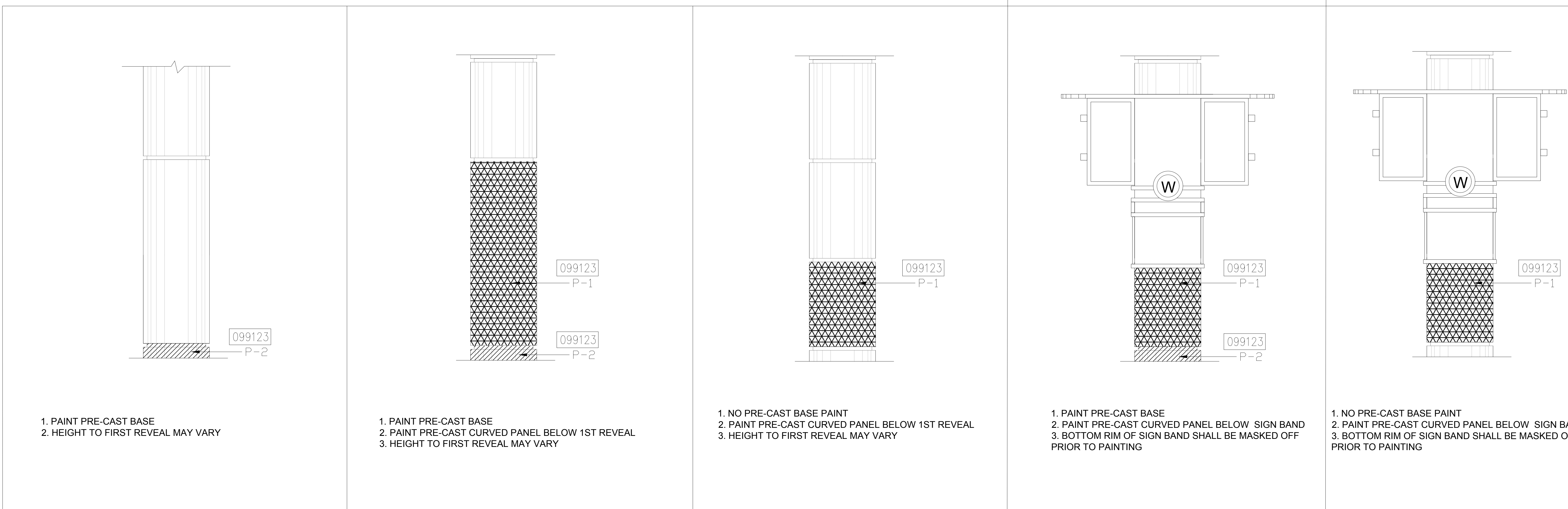
- 097723 FABRIC WRAPPED PANELS
- 099123 INTERIOR PAINTING
- 097200 WALLCOVERING
- 096513.13 RESILIENT BASE

SEE SHEET 18.001 FOR SPECIFICATIONS

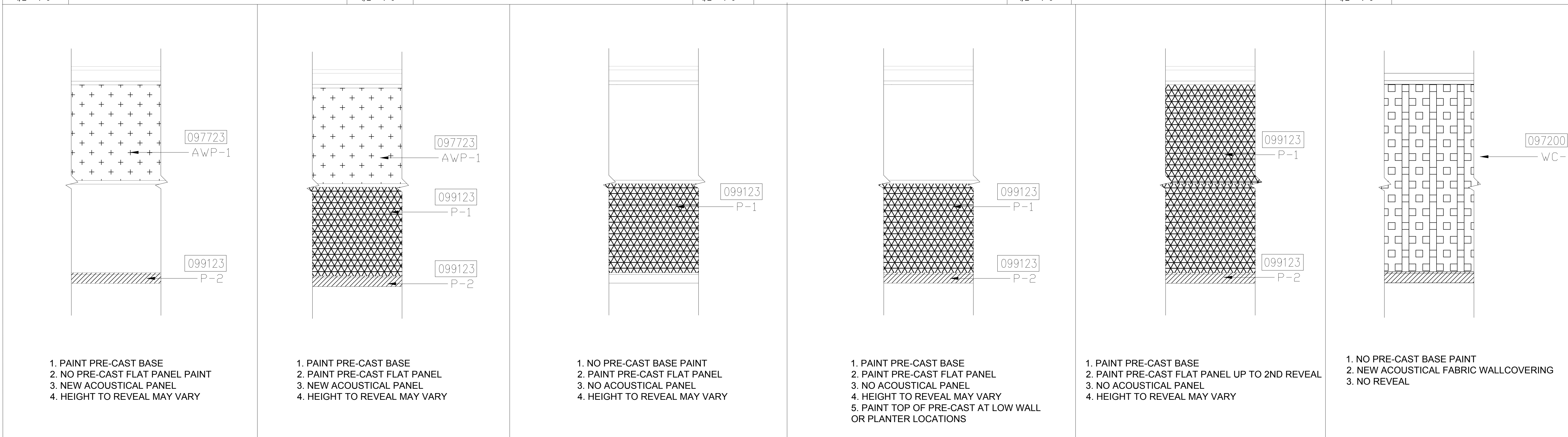


NOTES:

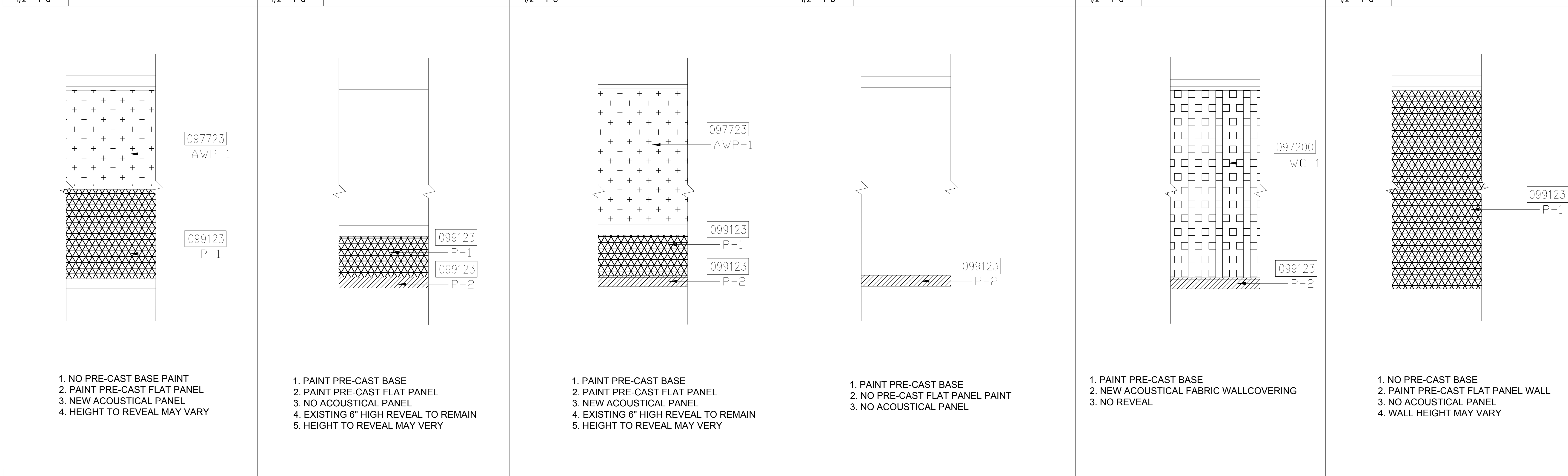
- 1 ALL PANEL DIMENSIONS TO BE FIELD VERIFIED
- 2 PRECAST AROUND ELEVATOR TO RECEIVE NEW PAINT ABOVE AND BELOW REVEAL
- 3 ALL EXISTING SIGNS, DIRECTORIES, AND WALL MOUNTED GRAPHICS AND DISPLAYS SHALL BE REMOVED FOR PANEL REMOVAL, REPLACEMENT AND PAINTING, THEN RE-INSTALLED PER OWNER DIRECTION
- 4 CONTRACTOR SHALL COORDINATE WITH ORANGE COUNTY CONVENTION CENTER STAFF AND ELEVATOR CONTRACTOR FOR WORK AT ELEVATOR CAB SURROUNDS
- 5 CONTRACTOR SHALL REMOVE AND RE-INSTALL ALL WALL MOUNTED DEVICES AND COORDINATE WITH ORANGE COUNTY CONVENTION CENTER FACILITY STAFF
- 6 ALL RESTROOMS THAT HAVE PREVIOUSLY BEEN RENOVATED SHALL RECEIVE PAINT ON EXISTING EXPOSED PRE-CAST BASE
- 7 AREAS INDICATED AS "N.I.S." ARE NOT INCLUDED IN THIS SCOPE OF WORK
- 8 EXISTING MILLWORK TO REMAIN
- 9 CONTRACTOR SHALL REMOVE ALL RECEPTACLE COVER PLATES TO BE REMOVED PRIOR TO PAINTING AND RE-INSTALL UPON COMPLETION
- 10 DEVICES IN WALLS THAT CANNOT BE REMOVED SHALL BE MASKED OFF FOR PAINTING, INCLUDING RAILINGS
- 11 CONTRACTOR SHALL PROVIDE APPROVED "FIRE WATCH" STAFF AT ANY TIME THAT WHEN THE FIRE ALARM SYSTEM IS OFF FOR WORK IN PROGRESS
- 12 PRE-CAST BASE NOT TAGGED HAS EXISTING PAINT AND IS NOT PART OF THIS SCOPE
- 13 SEE SHEET 14.001 FOR WALL AND COLUMN CALL OUTS
- 14 PRE-CAST PLANTERS AND PARTIAL HEIGHT WALLS AT RAMP LOCATIONS TO RECEIVE PAINT ON HORIZONTAL AND VERTICAL SURFACES AS INDICATED
- 15 REMOVE EXISTING ACOUSTICAL FABRIC; SAND, PREP AND PAINT ACCESS PANEL FRONT
- 16 ACOUSTICAL WALL PANEL AT THIS LOCATION EXTENDS BEYOND MILLWORK. CONTRACTOR SHALL REMOVE PANEL AND INSTALL NEW PANEL.



1	TYPE C1 - COLUMN	2	TYPE C2 - COLUMN	3	TYPE C3 - COLUMN	4	TYPE C4 - COLUMN	5	TYPE C5 - COLUMN
1/2" = 1'-0"		1/2" = 1'-0"		1/2" = 1'-0"		1/2" = 1'-0"		1/2" = 1'-0"	



5	WALL TYPE W1	6	WALL TYPE W2	7	WALL TYPE W3	8	WALL TYPE W4	9	WALL TYPE W5	10	WALL TYPE W6
1/2" = 1'-0"		1/2" = 1'-0"		1/2" = 1'-0"		1/2" = 1'-0"		1/2" = 1'-0"		1/2" = 1'-0"	



11	WALL TYPE W7	12	WALL TYPE W8	13	WALL TYPE W9	14	WALL TYPE W10	15	WALL TYPE W11	16	WALL TYPE W12	16	WALL TYPE W13
1/2" = 1'-0"		1/2" = 1'-0"		1/2" = 1'-0"		1/2" = 1'-0"		1/2" = 1'-0"		1/2" = 1'-0"		1/2" = 1'-0"	

SEAL

REVISIONS

- 1
- 2
- 3
- 4

PROJECT INFORMATION

PROJECT NUMBER:
75316
DATE:
05/12/2017
SCALE:
1/64" = 1'-0"
ISSUED FOR
100% CONSTRUCTION DOCUMENTS

DRAWN BY:
KG
CHECKED BY:
JNK

DRAWING NUMBER

COLUMN AND WALL CONDITION TAGS

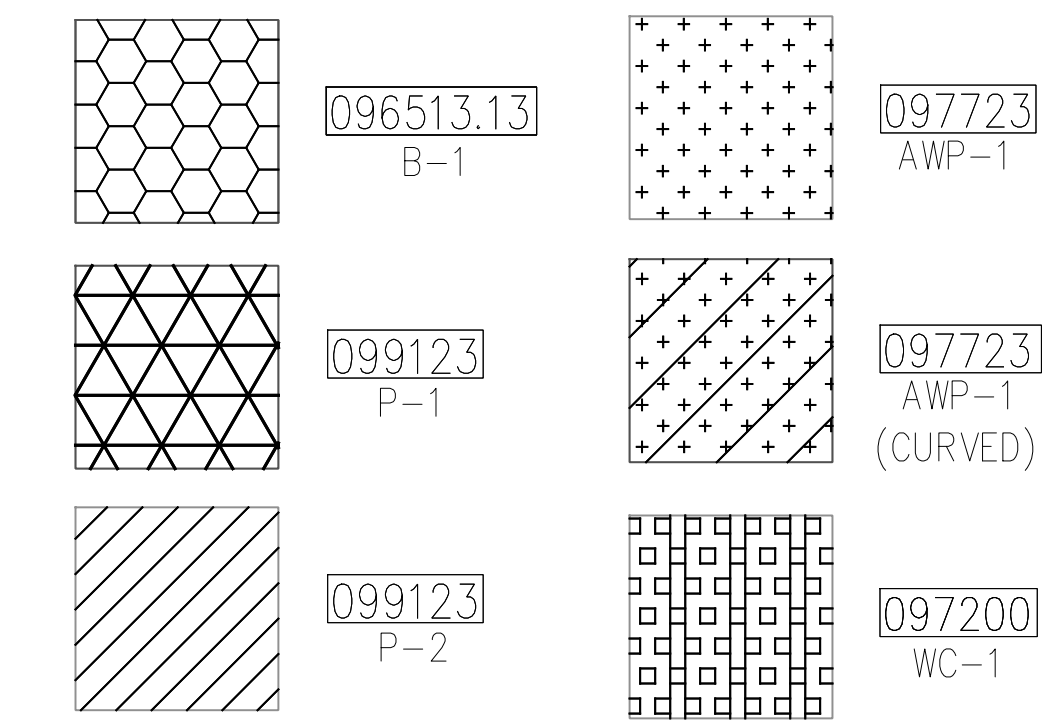
14.001

This document is not an architectural or engineering study, drawing, specification, or design and is not to be used for construction of any load-bearing columns, load-bearing framing or walls of structures, or issuance of any building permit, except as otherwise provided by law.

KEY NOTES:

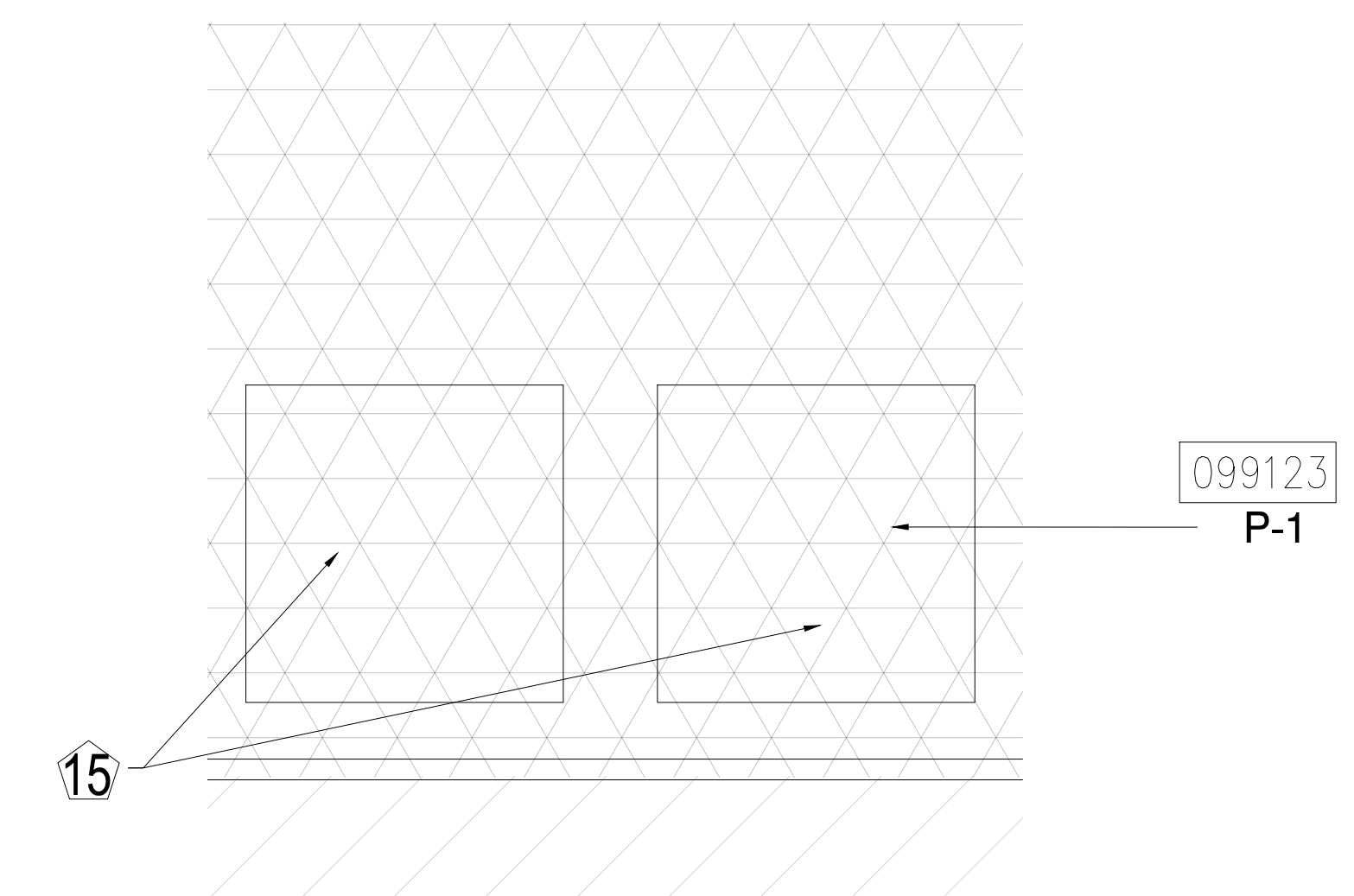
- 097723 FABRIC WRAPPED PANELS
- 099123 INTERIOR PAINTING
- 097200 WALLCOVERING
- 096513.13 RESILIENT BASE

SEE SHEET 18.001 FOR SPECIFICATIONS



NOTES:

- 1 ALL PANEL DIMENSIONS TO BE FIELD VERIFIED
- 2 PRECAST AROUND ELEVATOR TO RECEIVE NEW PAINT ABOVE AND BELOW REVEAL
- 3 ALL EXISTING SIGNS, DIRECTORIES, AND WALL MOUNTED GRAPHICS AND DISPLAYS SHALL BE REMOVED FOR PANEL REMOVAL, REPLACEMENT AND PAINTING, THEN RE-INSTALLED PER OWNER DIRECTION
- 4 CONTRACTOR SHALL COORDINATE WITH ORANGE COUNTY CONVENTION CENTER STAFF AND ELEVATOR CONTRACTOR FOR WORK AT ELEVATOR CAB SURROUNDS
- 5 CONTRACTOR SHALL REMOVE AND RE-INSTALL ALL WALL MOUNTED DEVICES AND COORDINATE WITH ORANGE COUNTY CONVENTION CENTER FACILITY STAFF
- 6 ALL RESTROOMS THAT HAVE PREVIOUSLY BEEN RENOVATED SHALL RECEIVE PAINT ON EXISTING EXPOSED PRE-CAST BASE
- 7 AREAS INDICATED AS "N.I.S." ARE NOT INCLUDED IN THIS SCOPE OF WORK
- 8 EXISTING MILLWORK TO REMAIN
- 9 CONTRACTOR SHALL REMOVE ALL RECEPTACLE COVER PLATES TO BE REMOVED PRIOR TO PAINTING AND RE-INSTALL UPON COMPLETION
- 10 DEVICES IN WALLS THAT CANNOT BE REMOVED SHALL BE MASKED OFF FOR PAINTING, INCLUDING RAILINGS
- 11 CONTRACTOR SHALL PROVIDE APPROVED "FIRE WATCH" STAFF AT ANY TIME THAT WHEN THE FIRE ALARM SYSTEM IS OFF FOR WORK IN PROGRESS
- 12 PRE-CAST BASE NOT TAGGED HAS EXISTING PAINT AND IS NOT PART OF THIS SCOPE
- 13 SEE SHEET 14.001 FOR WALL AND COLUMN CALL OUTS
- 14 PRE-CAST PLANTERS AND PARTIAL HEIGHT WALLS AT RAMP LOCATIONS TO RECEIVE PAINT ON HORIZONTAL AND VERTICAL SURFACES AS INDICATED
- 15 REMOVE EXISTING ACOUSTICAL FABRIC; SAND, PREP AND PAINT ACCESS PANEL FRONT
- 16 ACOUSTICAL WALL PANEL AT THIS LOCATION EXTENDS BEYOND MILLWORK, CONTRACTOR SHALL REMOVE PANEL AND INSTALL NEW PANEL.



SEAL

REVISIONS

- 1
- 2
- 3
- 4

PROJECT INFORMATION

PROJECT NUMBER:
75316
 DATE:
05/12/2017
 SCALE:
 1/64" = 1'-0"
 ISSUED FOR:
 100% CONSTRUCTION DOCUMENTS

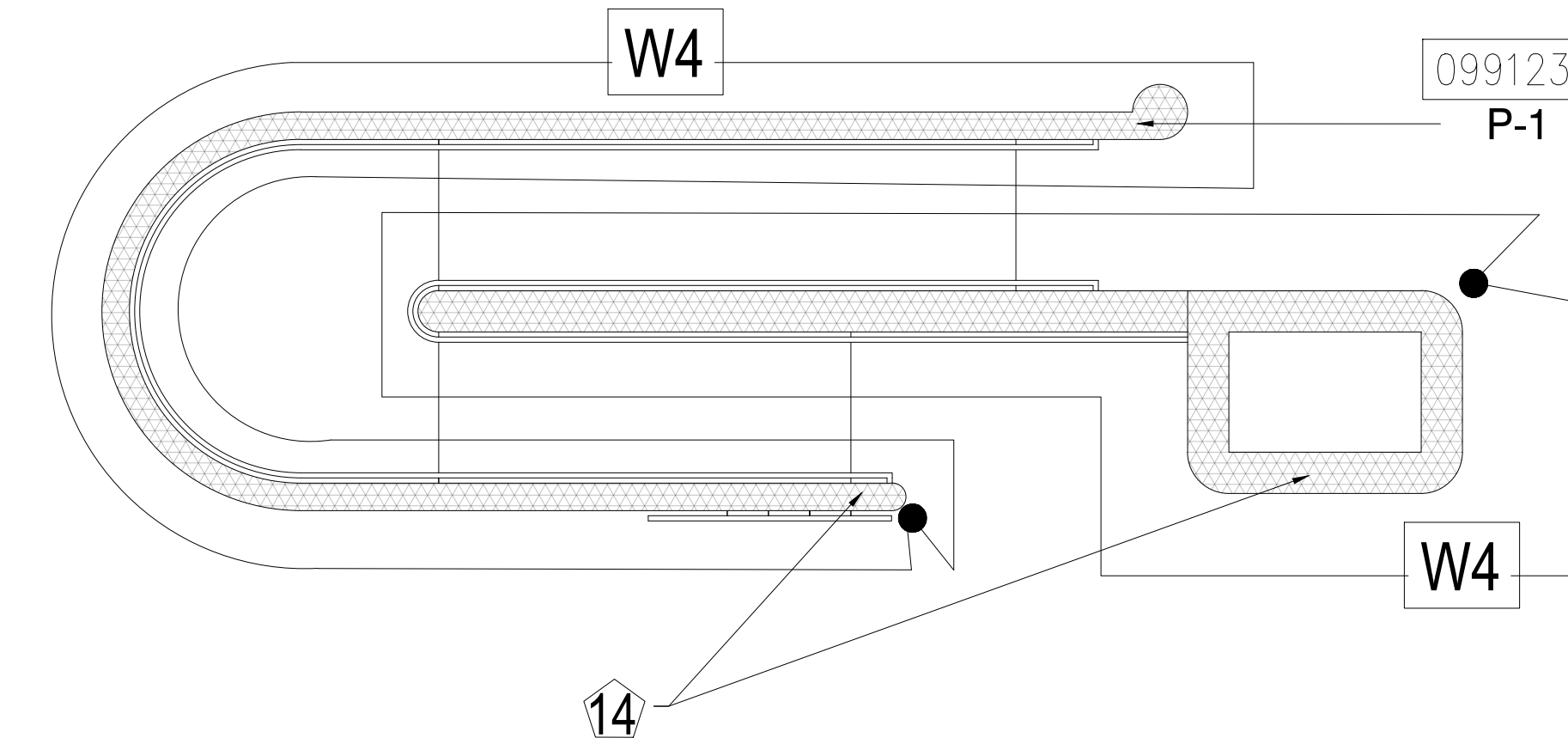
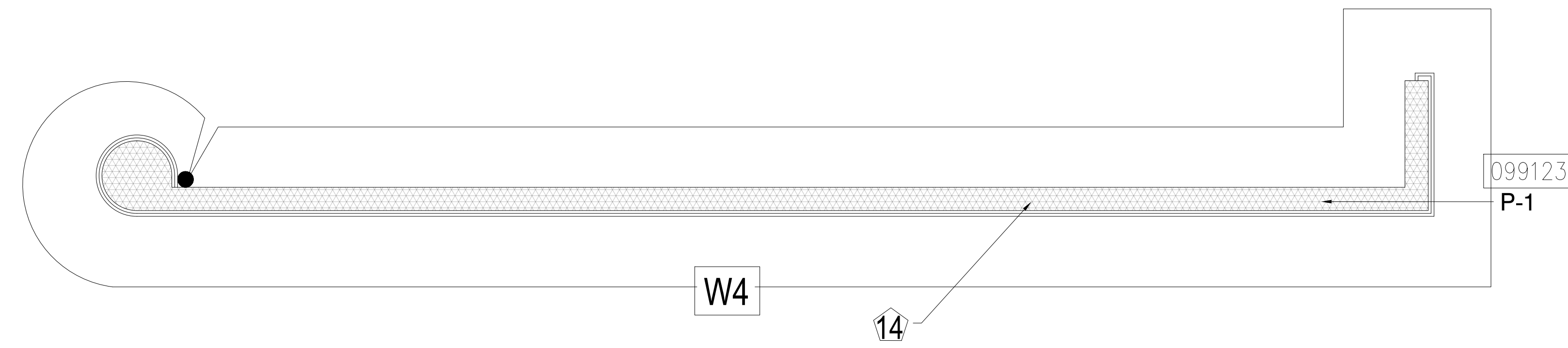
DRAWN BY:
 KG
 CHECKED BY:
 JNK

DRAWING NUMBER

ENLARGED DETAILS

14.002

This document is not an architectural or engineering study, drawing, specification, or design and is not to be used for construction of any load-bearing columns, load-bearing framing or walls of structures, or issuance of any building permit, except as otherwise provided by law.



1 RAILING LOW WALL - LEVEL 100 - AREA B

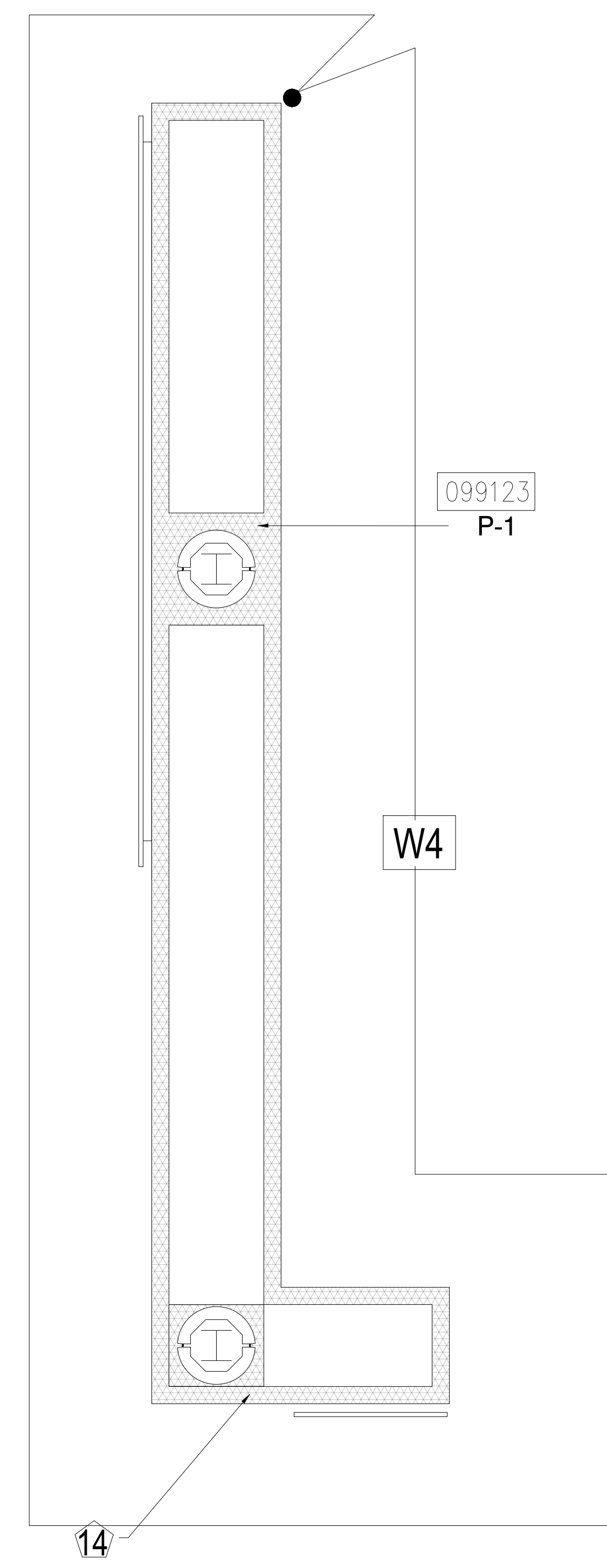
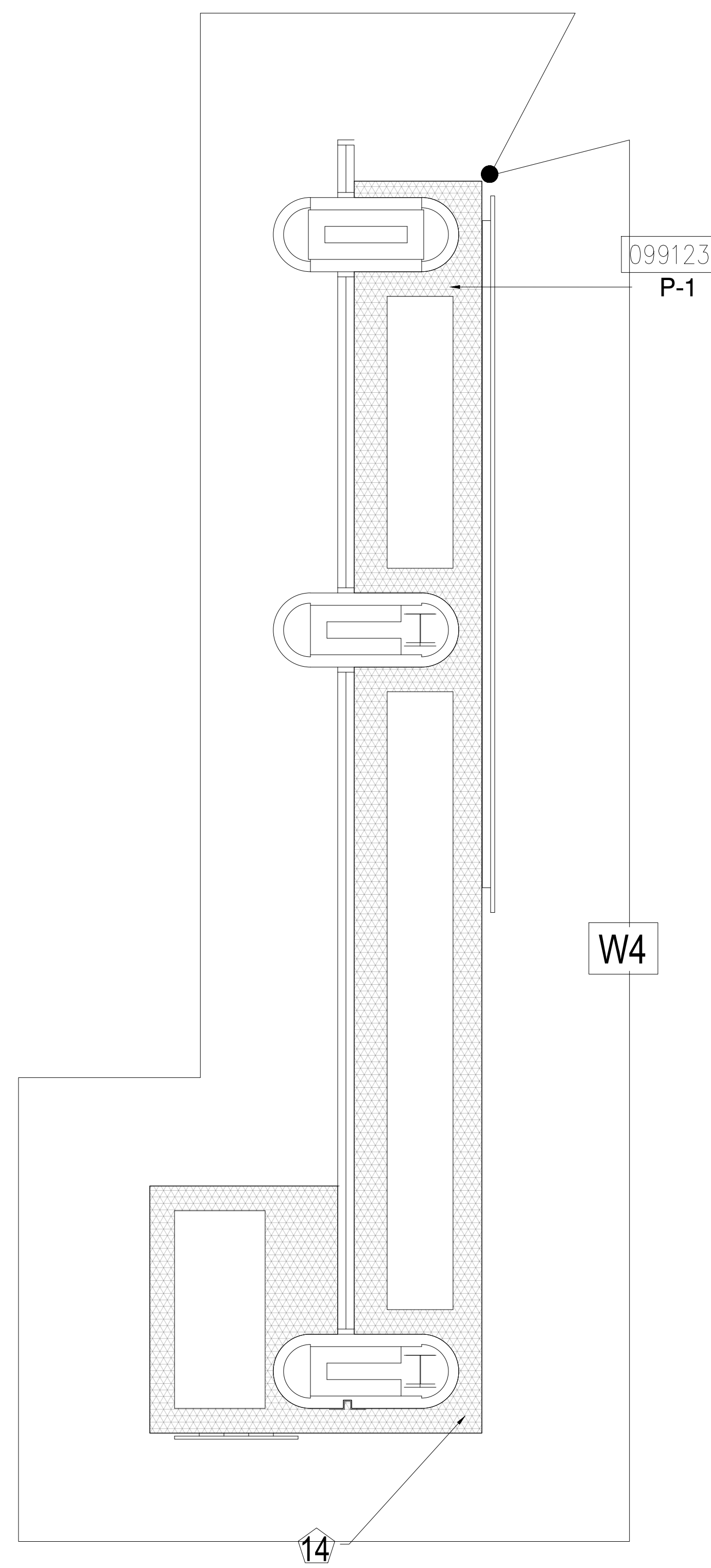
1/4" = 1'-0"

SHEET 12.102

2 RAMP - LEVEL 100 - AREA D

1/4" = 1'-0"

SHEET 12.104



3 PLANTER LOW WALL - LEVEL 100 - AREA B

1/4" = 1'-0"

SHEET 12.102

4 PLANTER LOW WALL - LEVEL 100 - AREA B

1/4" = 1'-0"

SHEET 12.102

5 PLANTER LOW WALL - LEVEL 100 - AREA B

1/4" = 1'-0"

SHEET 12.102

6 ACCESS PANELS

1-1/2" = 1'-0"

SHEET 15.306

KEY NOTES:

- 097723 FABRIC WRAPPED PANELS
- 099123 INTERIOR PAINTING
- 097200 WALLCOVERING
- 096513.13 RESILIENT BASE

LEGEND:

SEE SHEET 18.001 FOR SPECIFICATIONS

	096513.13 B-1		097723 AWP-1
	099123 P-1		097723 AWP-1 (CURVED)
	099123 P-2		097200 WC-1

NOTES:

- ① ALL PANEL DIMENSIONS TO BE FIELD VERIFIED
- ② PRECAST AROUND ELEVATOR TO RECEIVE NEW PAINT ABOVE AND BELOW REVEAL
- ③ ALL EXISTING SIGNS, DIRECTORIES, AND WALL MOUNTED GRAPHICS AND DISPLAYS SHALL BE REMOVED FOR PANEL REMOVAL, REPLACEMENT AND PAINTING, THEN RE-INSTALLED PER OWNER DIRECTION
- ④ CONTRACTOR SHALL COORDINATE WITH ORANGE COUNTY CONVENTION CENTER STAFF AND ELEVATOR CONTRACTOR FOR WORK AT ELEVATOR CAB SURROUNDS
- ⑤ CONTRACTOR SHALL REMOVE AND RE-INSTALL ALL WALL MOUNTED DEVICES AND COORDINATE WITH ORANGE COUNTY CONVENTION CENTER FACILITY STAFF
- ⑥ ALL RESTROOMS THAT HAVE PREVIOUSLY BEEN RENOVATED SHALL RECEIVE PAINT ON EXISTING EXPOSED PRE-CAST BASE
- ⑦ AREAS INDICATED AS "N.I.S." ARE NOT INCLUDED IN THIS SCOPE OF WORK
- ⑧ EXISTING MILLWORK TO REMAIN
- ⑨ CONTRACTOR SHALL REMOVE ALL RECEPTACLE COVER PLATES TO BE REMOVED PRIOR TO PAINTING AND RE-INSTALL UPON COMPLETION
- ⑩ DEVICES IN WALLS THAT CANNOT BE REMOVED SHALL BE MASKED OFF FOR PAINTING, INCLUDING RAILINGS
- ⑪ CONTRACTOR SHALL PROVIDE APPROVED "FIRE WATCH" STAFF AT ANY TIME THAT WHEN THE FIRE ALARM SYSTEM IS OFF FOR WORK IN PROGRESS
- ⑫ PRE-CAST BASE NOT TAGGED HAS EXISTING PAINT AND IS NOT PART OF THIS SCOPE
- ⑬ SEE SHEET 14.001 FOR WALL AND COLUMN CALL OUTS
- ⑭ PRE-CAST PLANTERS AND PARTIAL HEIGHT WALLS AT RAMP LOCATIONS TO RECEIVE PAINT ON HORIZONTAL AND VERTICAL SURFACES AS INDICATED
- ⑮ REMOVE EXISTING ACOUSTICAL FABRIC; SAND, PREP AND PAINT ACCESS PANEL FRONT
- ⑯ ACOUSTICAL WALL PANEL AT THIS LOCATION EXTENDS BEYOND MILLWORK. CONTRACTOR SHALL REMOVE PANEL AND INSTALL NEW PANEL.

SYMBOL LEGEND:

- | | |
|---|----------------------------------|
| A-107 | AREA NUMBER |
| | ELEVATION MARKER |
| | DETAIL REFERENCE |
| | INTERIOR SIGNAGE |
| | CARD READER |
| | FIRE HORN/STROBE |
| | FIRE EXTINGUISHER CABINET |
| | FIRE HOSE CABINET |
| | AUTOMATIC EXTERNAL DEFIBRILLATOR |
| | EMERGENCY PHONE |
| | HOUSE PHONE |
| | FOOD CART RECEPTACLE |
| | RECEPTACLE/SWITCH COVER PLATE |
| | SINGLE RECEPTACLE |
| | DUPLEX RECEPTACLE |

SEAL

REVISIONS

- ①
- ②
- ③
- ④

PROJECT INFORMATION

PROJECT NUMBER:
75316
DATE:
05/12/2017
SCALE:
1/4" = 1'-0"
ISSUED FOR:
100% CONSTRUCTION DOCUMENTS

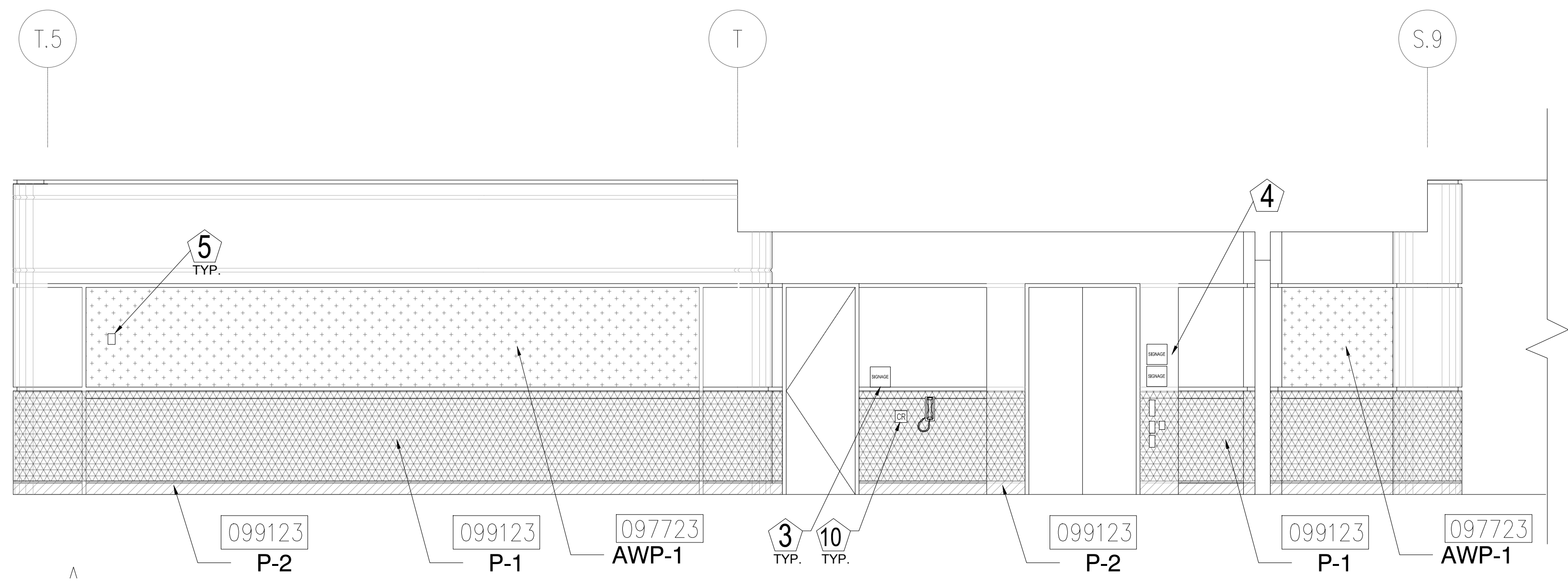
DRAWN BY:
KG
CHECKED BY:
JNK

DRAWING NUMBER

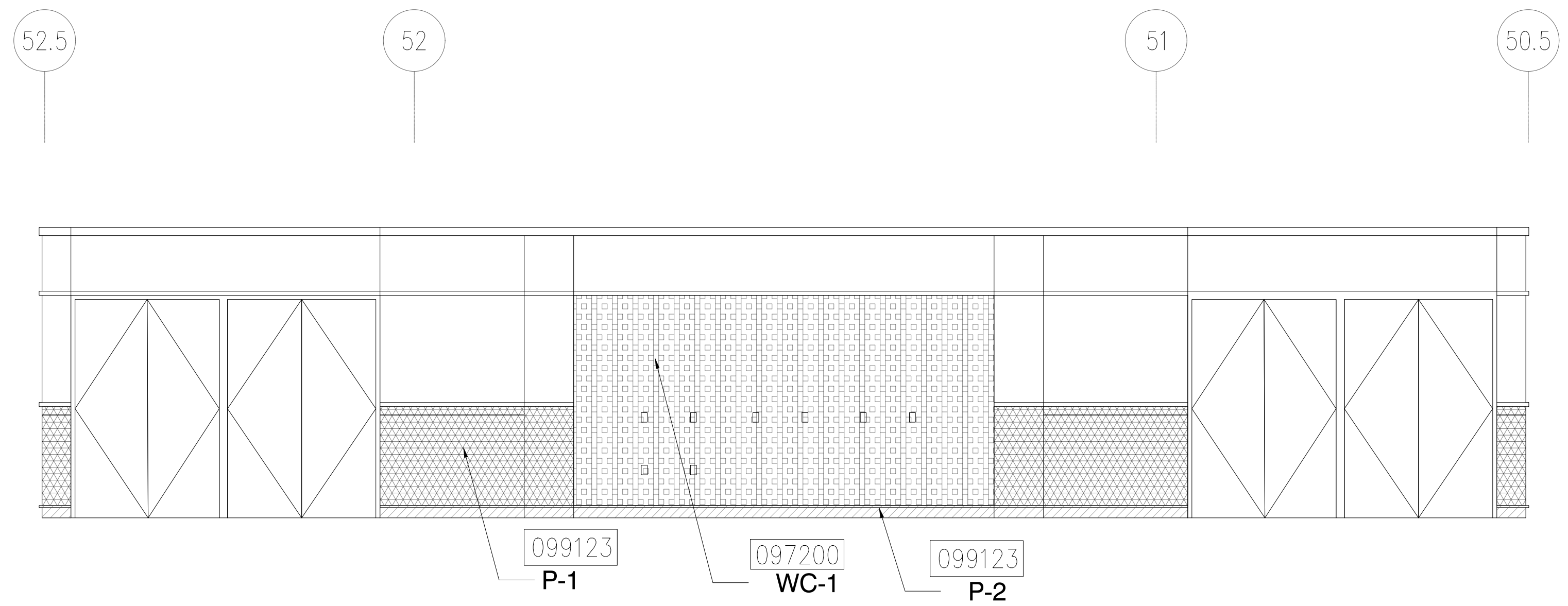
LEVEL 100 ELEVATIONS

15.101

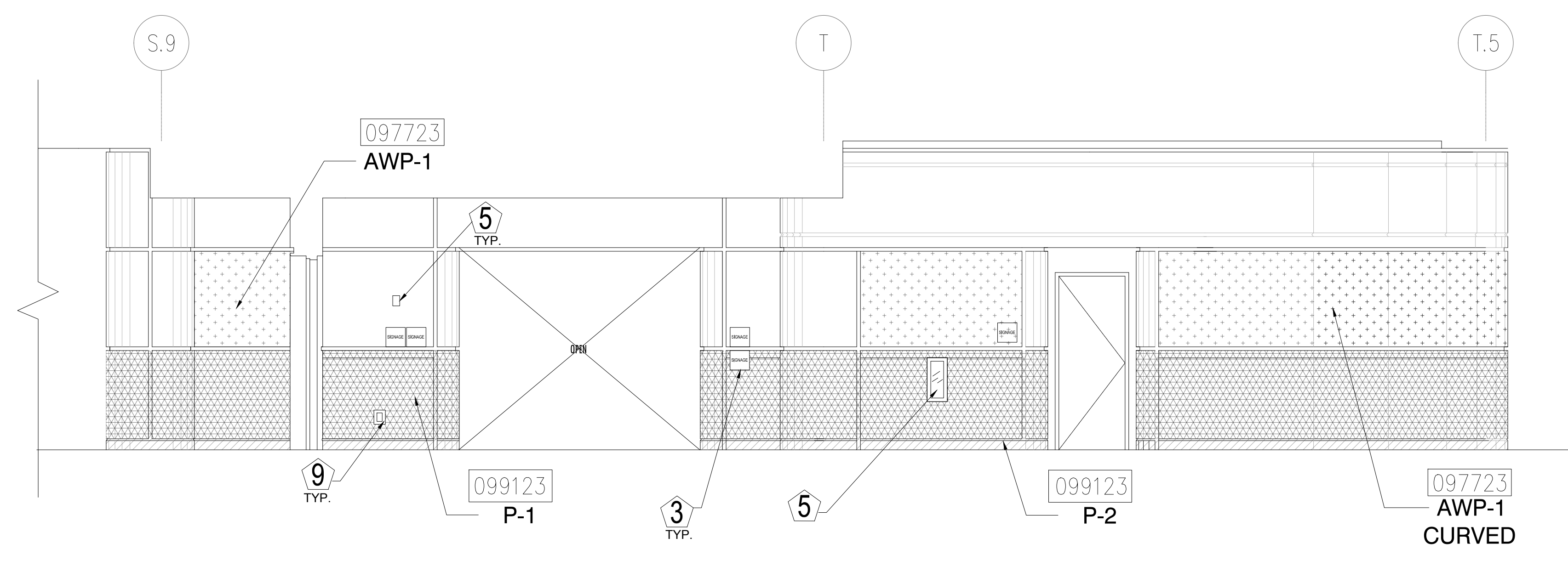
This document is not an architectural or engineering study, drawing, specification, or design and is not to be used for construction of any load-bearing columns, load-bearing framing or walls of structures, or issuance of any building permit, except as otherwise provided by law.



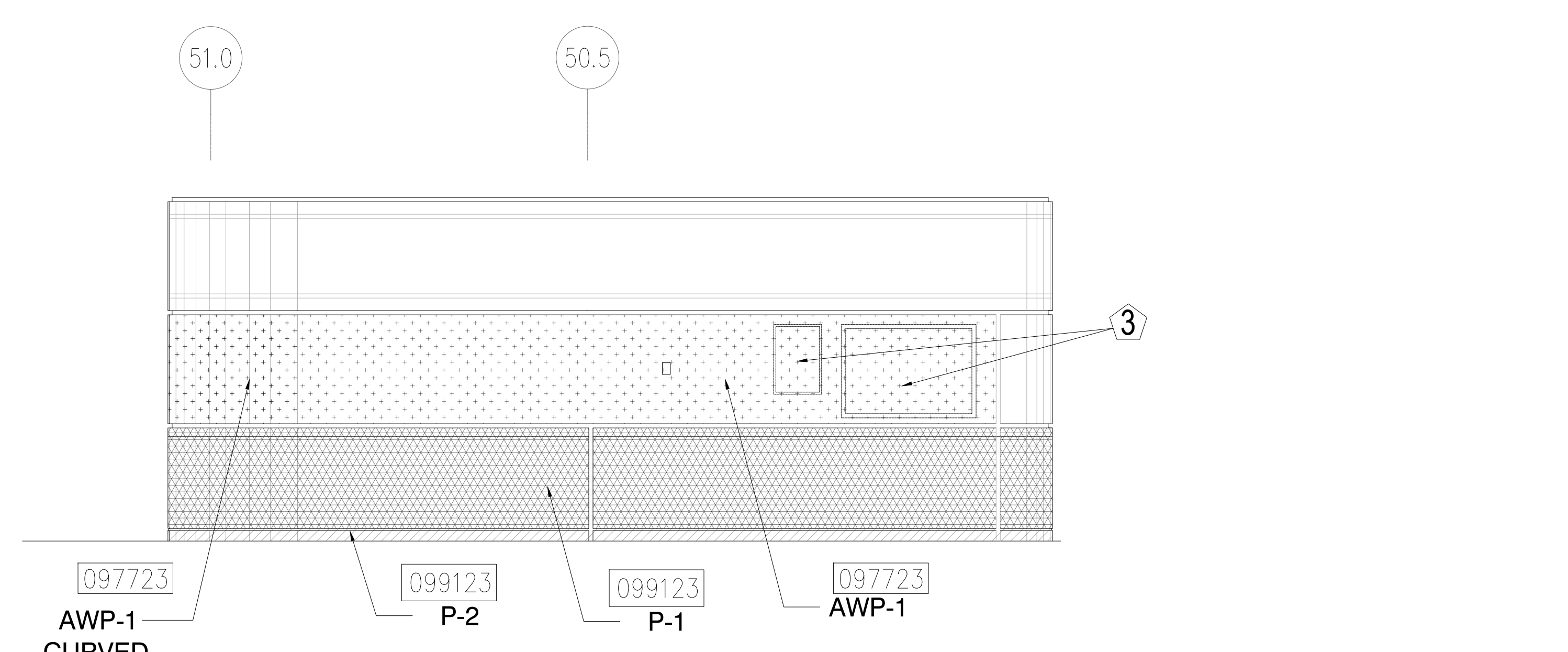
1 ELEVATION - LEVEL 100 - AREA A
1/4" = 1'-0"



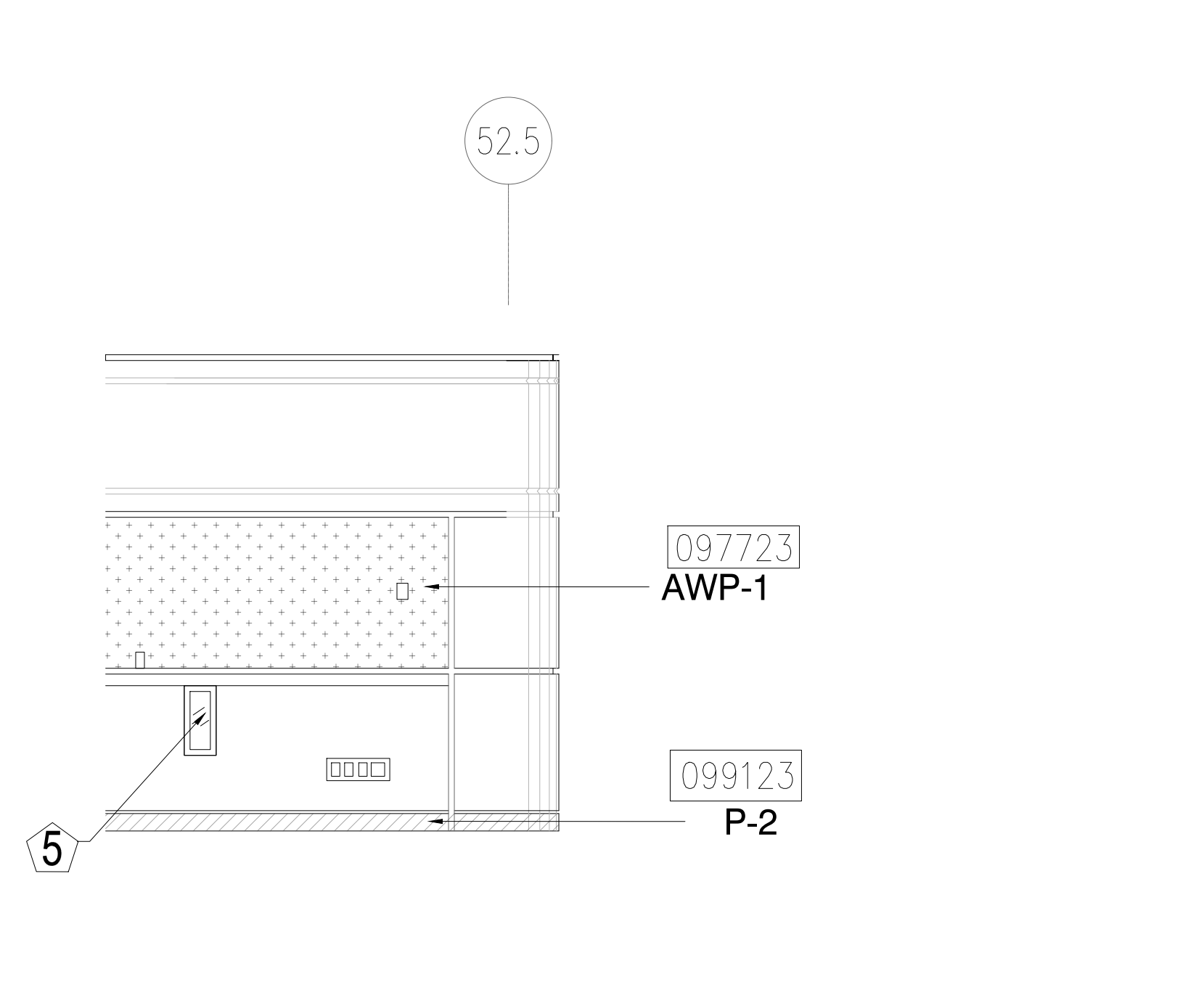
2 ELEVATION - LEVEL 100 - AREA A
1/4" = 1'-0"



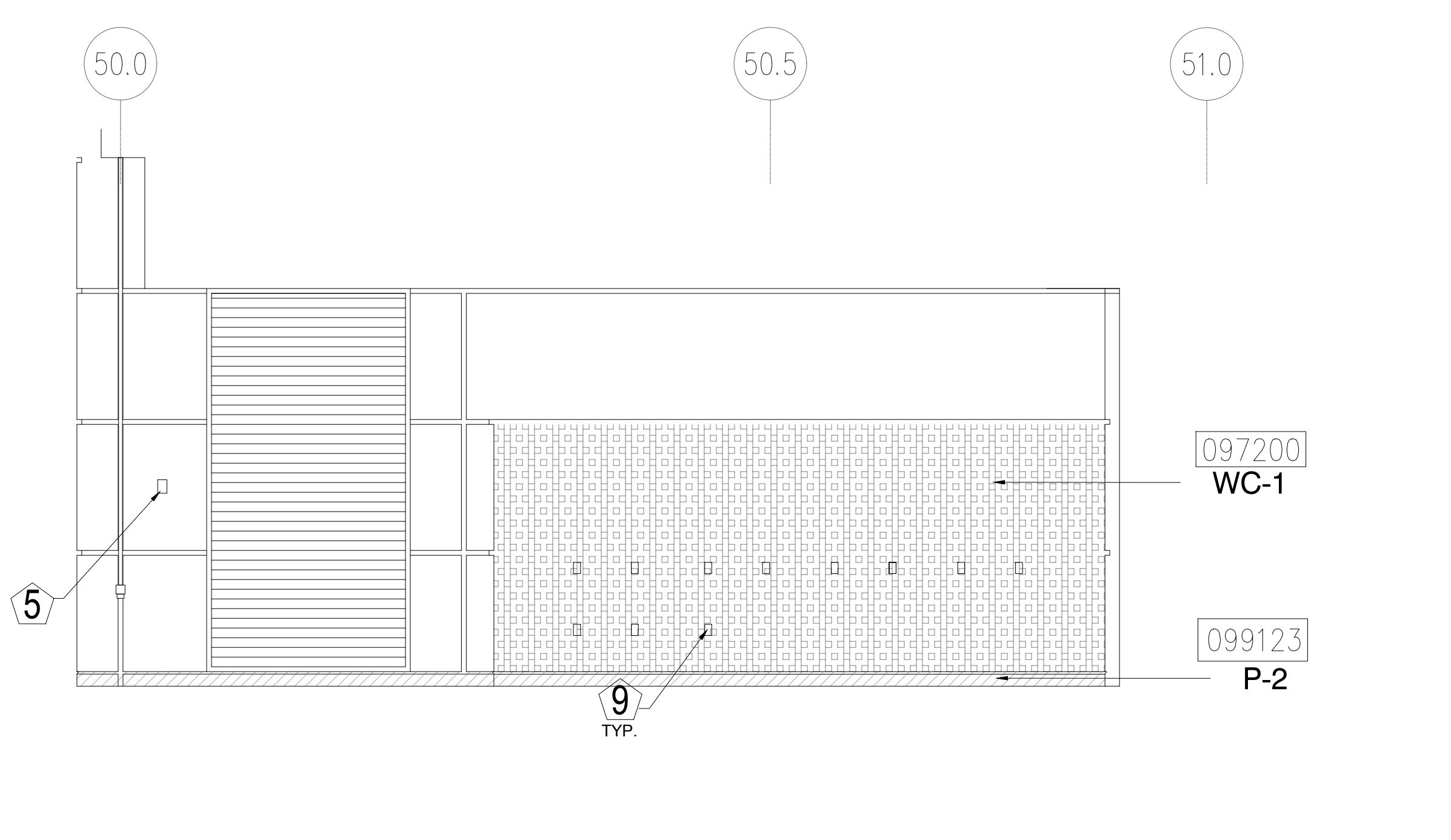
3 ELEVATION - LEVEL 100 - AREA A
1/4" = 1'-0"



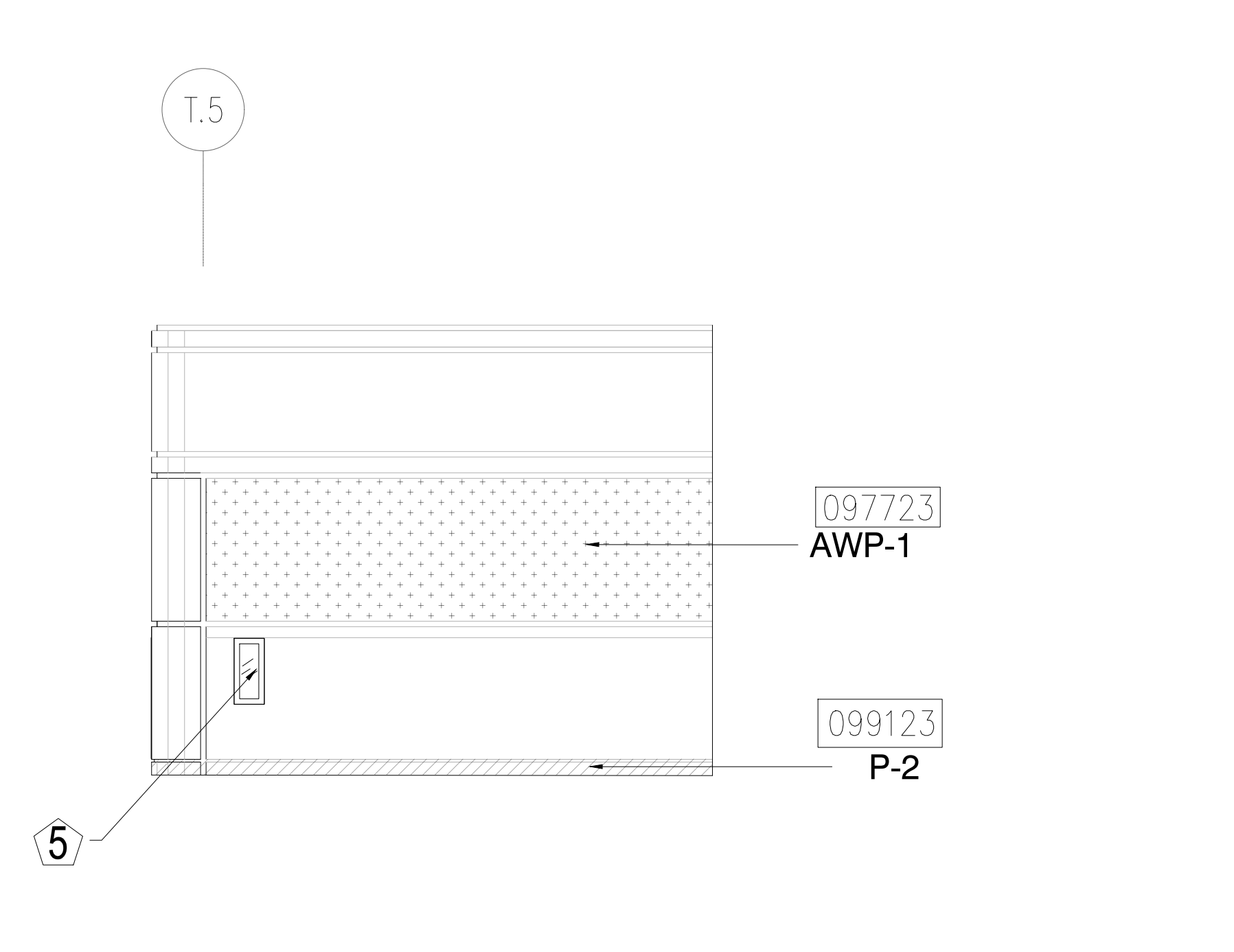
4 ELEVATION - LEVEL 100 - AREA A
1/4" = 1'-0"



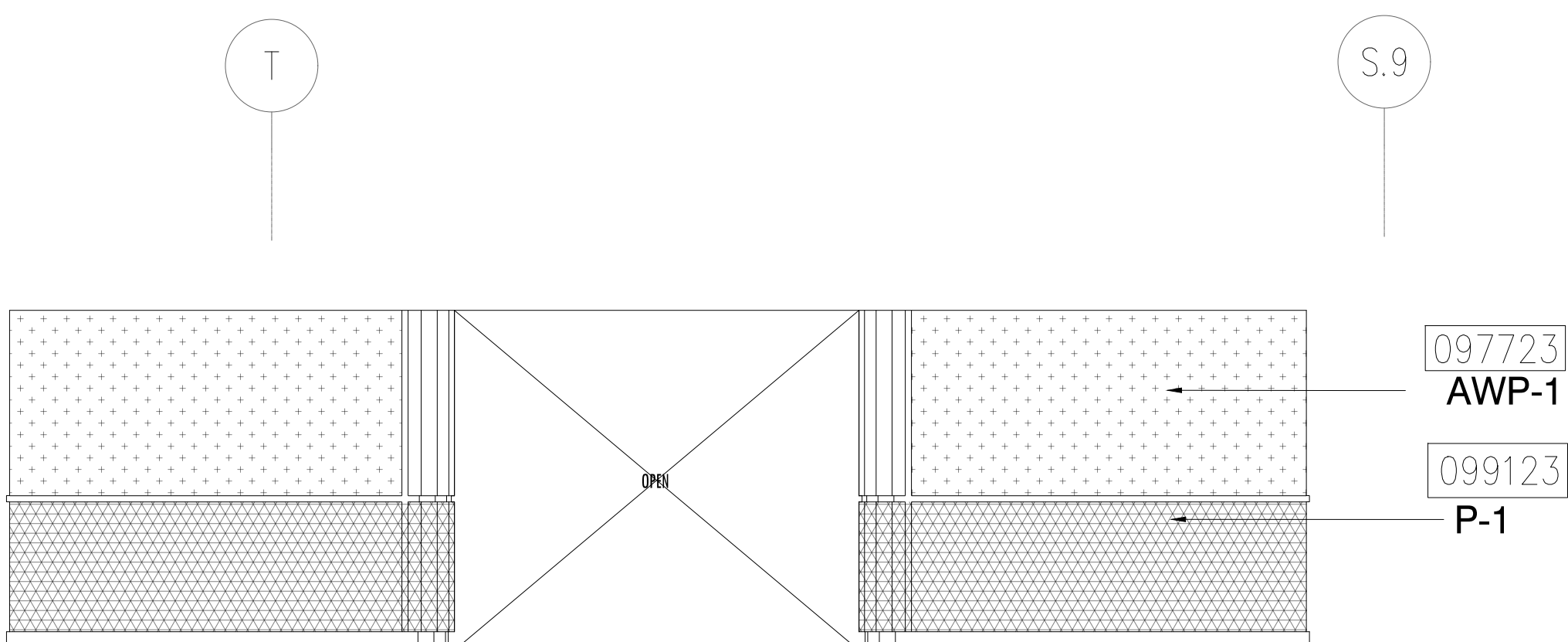
5 ELEVATION - LEVEL 100 - AREA A
1/4" = 1'-0"



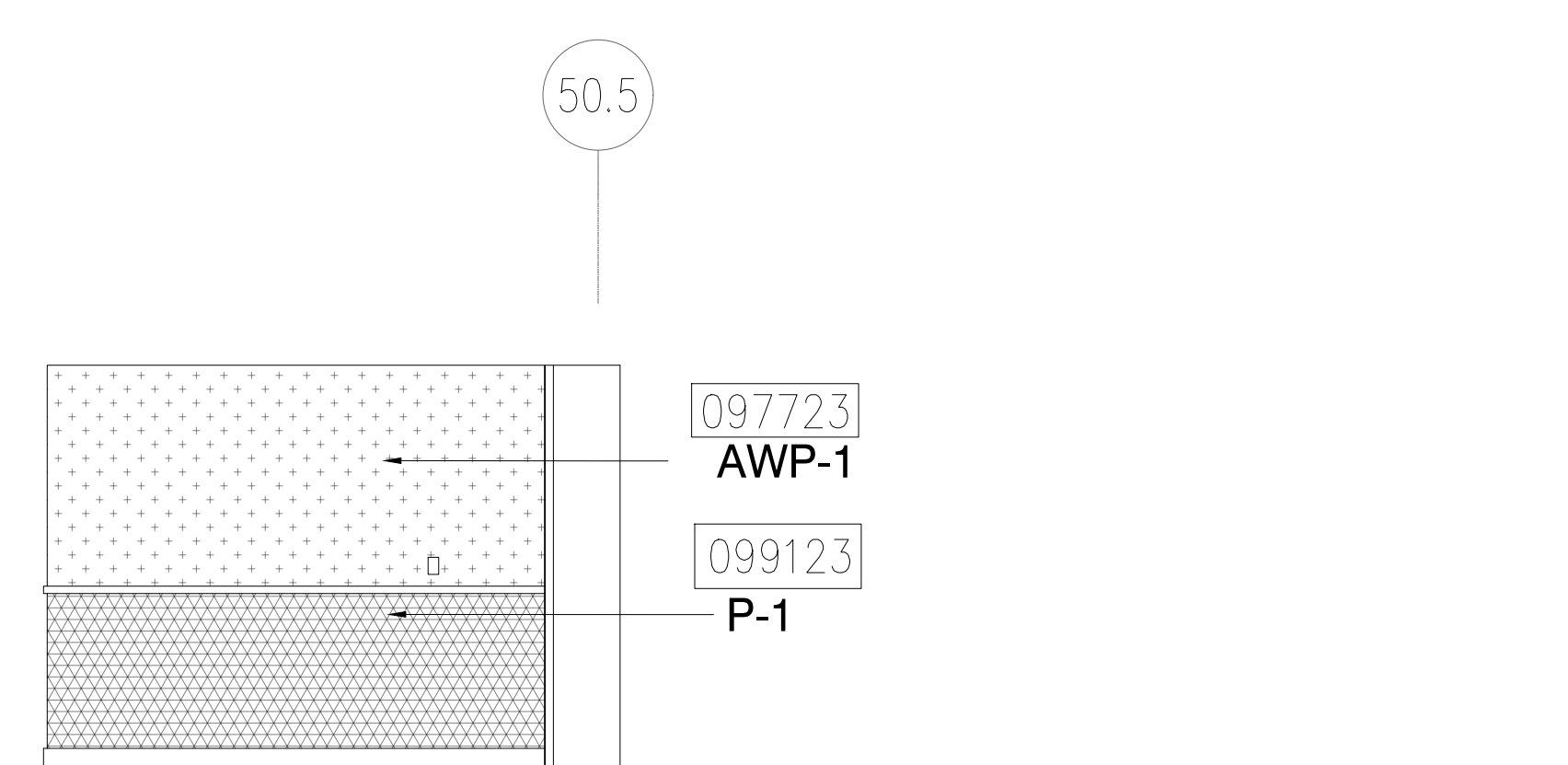
6 ELEVATION - LEVEL 100 - AREA A
1/4" = 1'-0"



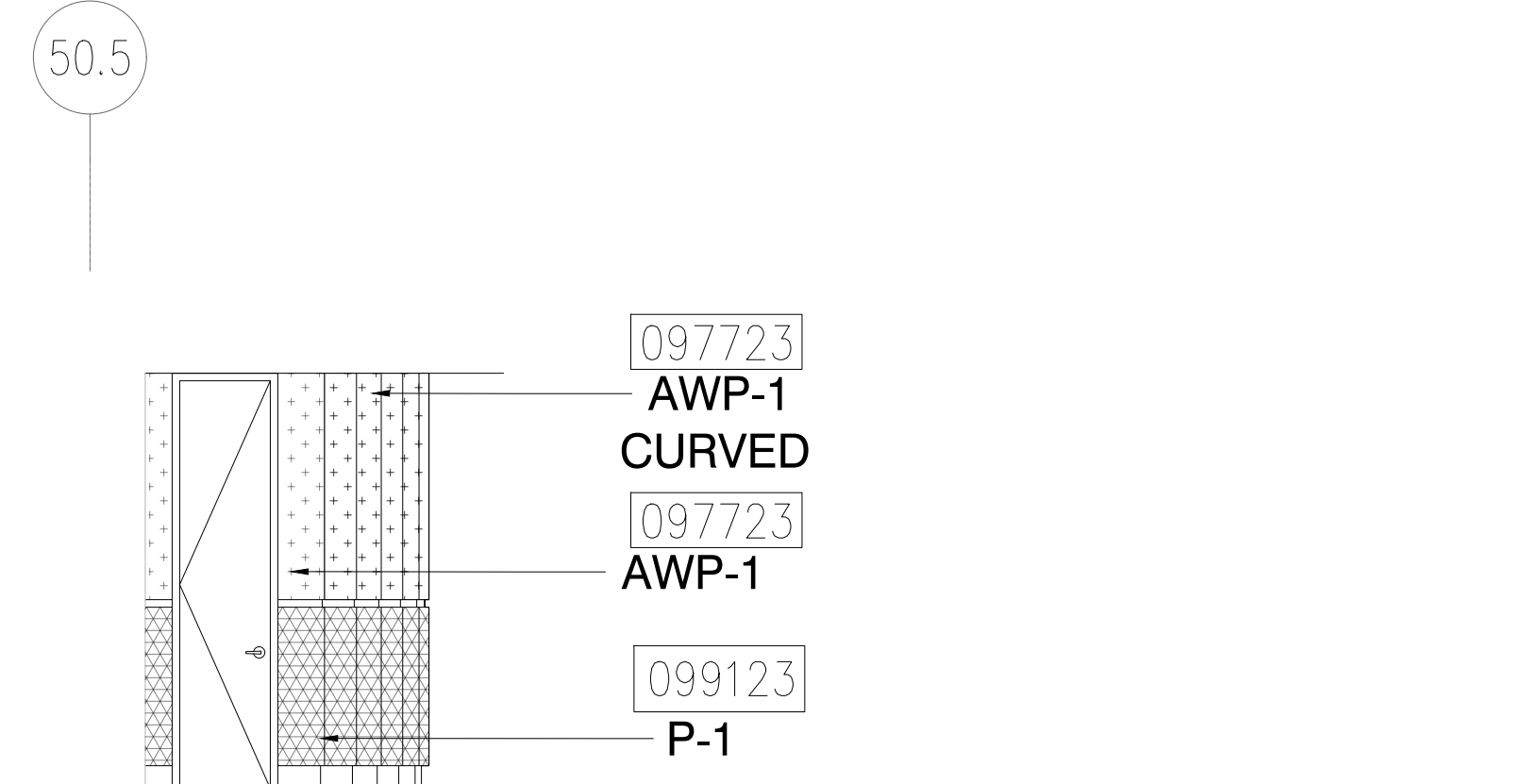
7 ELEVATION - LEVEL 100 - AREA A
1/4" = 1'-0"



8 ELEVATION - LEVEL 100 - AREA A
1/4" = 1'-0"



9 ELEVATION - LEVEL 100 - AREA A
1/4" = 1'-0"



10 ELEVATION - LEVEL 100 - AREA A
1/4" = 1'-0"

ORANGE COUNTY CONVENTION CENTER
WEST BUILDING WALL PANELS
LEVEL 100

KEY NOTES:

- 097723 FABRIC WRAPPED PANELS
- 099123 INTERIOR PAINTING
- 097200 WALLCOVERING
- 096513.13 RESILIENT BASE

LEGEND:

SEE SHEET 18.001 FOR SPECIFICATIONS

	096513.13 B-1		097723 AWP-1
	099123 P-1		097723 AWP-1 (CURVED)
	099123 P-2		097200 WC-1

NOTES:

- 1 ALL PANEL DIMENSIONS TO BE FIELD VERIFIED
- 2 PRECAST AROUND ELEVATOR TO RECEIVE NEW PAINT ABOVE AND BELOW REVEAL
- 3 ALL EXISTING SIGNS, DIRECTORIES, AND WALL MOUNTED GRAPHICS AND DISPLAYS SHALL BE REMOVED FOR PANEL REMOVAL, REPLACEMENT AND PAINTING, THEN RE-INSTALLED PER OWNER DIRECTION
- 4 CONTRACTOR SHALL COORDINATE WITH ORANGE COUNTY CONVENTION CENTER STAFF AND ELEVATOR CONTRACTOR FOR WORK AT ELEVATOR CAB SURROUNDS
- 5 CONTRACTOR SHALL REMOVE AND RE-INSTALL ALL WALL MOUNTED DEVICES AND COORDINATE WITH ORANGE COUNTY CONVENTION CENTER FACILITY STAFF
- 6 ALL RESTROOMS THAT HAVE PREVIOUSLY BEEN RENOVATED SHALL RECEIVE PAINT ON EXISTING EXPOSED PRE-CAST BASE
- 7 AREAS INDICATED AS "N.I.S." ARE NOT INCLUDED IN THIS SCOPE OF WORK
- 8 EXISTING MILLWORK TO REMAIN
- 9 CONTRACTOR SHALL REMOVE ALL RECEPTACLE COVER PLATES TO BE REMOVED PRIOR TO PAINTING AND RE-INSTALL UPON COMPLETION
- 10 DEVICES IN WALLS THAT CANNOT BE REMOVED SHALL BE MASKED OFF FOR PAINTING, INCLUDING RAILINGS
- 11 CONTRACTOR SHALL PROVIDE APPROVED "FIRE WATCH" STAFF AT ANY TIME THAT WHEN THE FIRE ALARM SYSTEM IS OFF FOR WORK IN PROGRESS
- 12 PRE-CAST BASE NOT TAGGED HAS EXISTING PAINT AND IS NOT PART OF THIS SCOPE
- 13 SEE SHEET 14.001 FOR WALL AND COLUMN CALL OUTS
- 14 PRE-CAST PLANTERS AND PARTIAL HEIGHT WALLS AT RAMP LOCATIONS TO RECEIVE PAINT ON HORIZONTAL AND VERTICAL SURFACES AS INDICATED
- 15 REMOVE EXISTING ACOUSTICAL FABRIC; SAND, PREP AND PAINT ACCESS PANEL FRONT
- 16 ACOUSTICAL WALL PANEL AT THIS LOCATION EXTENDS BEYOND MILLWORK. CONTRACTOR SHALL REMOVE PANEL AND INSTALL NEW PANEL.

SYMBOL LEGEND:

- | | | |
|--|---------|----------------------------------|
| | A-107 | AREA NUMBER |
| | | ELEVATION MARKER |
| | | DETAIL REFERENCE |
| | SIGNAGE | INTERIOR SIGNAGE |
| | CR | CARD READER |
| | | FIRE HORN/STROBE |
| | | FIRE EXTINGUISHER CABINET |
| | FHC | FIRE HOSE CABINET |
| | AED | AUTOMATIC EXTERNAL DEFIBRILLATOR |
| | | EMERGENCY PHONE |
| | | HOUSE PHONE |
| | | FOOD CART RECEPTACLE |
| | | RECEPTACLE/SWITCH COVER PLATE |
| | | SINGLE RECEPTACLE |
| | | DUPLEX RECEPTACLE |

SEAL

REVISIONS

- 1
- 2
- 3
- 4

PROJECT INFORMATION

PROJECT NUMBER:
75316
DATE:
05/12/2017
SCALE:
1/4"=1'-0"
ISSUED FOR:
100% CONSTRUCTION DOCUMENTS

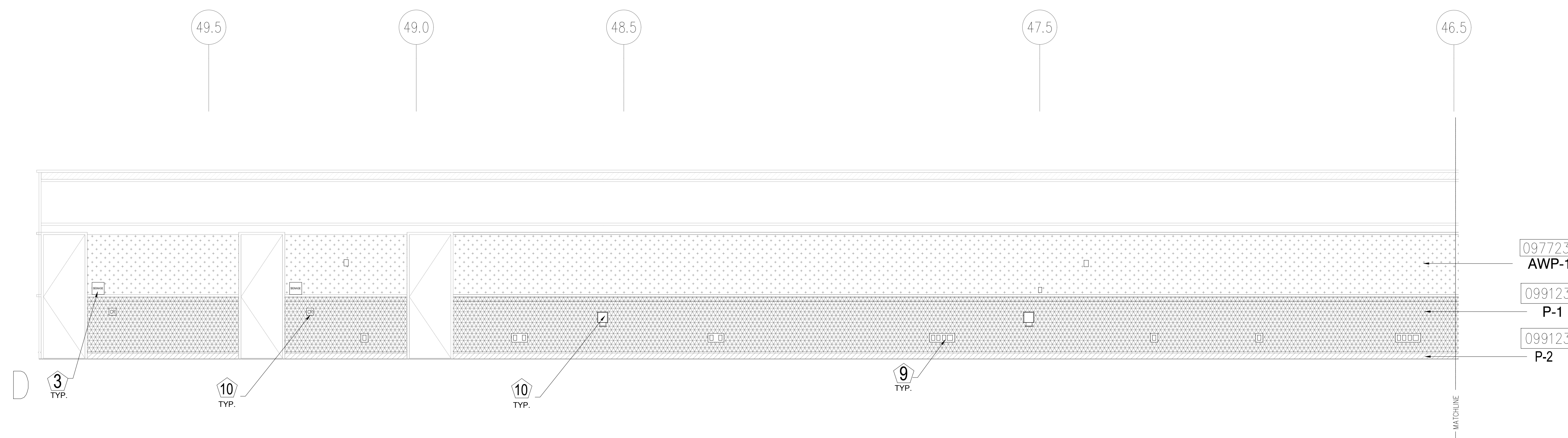
DRAWN BY:
KG
CHECKED BY:
JNK

DRAWING NUMBER


LEVEL 100 ELEVATIONS

15.102

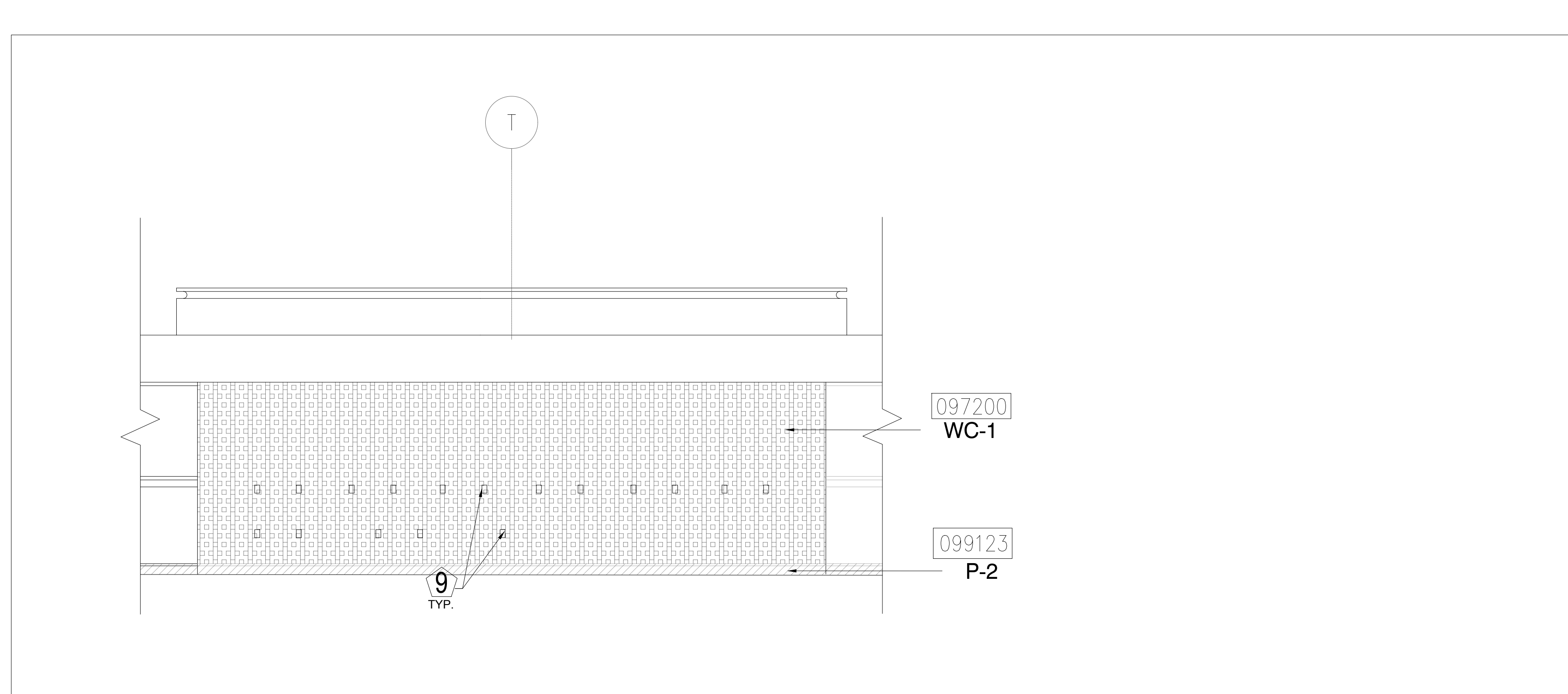
This document is not an architectural or engineering study, drawing, specification, or design and is not to be used for construction of any load-bearing columns, load-bearing framing or walls of structures, or issuance of any building permit, except as otherwise provided by law.



1 ELEVATION - LEVEL 100 - AREA A
1/4" = 1'-0"



2 ELEVATION - LEVEL 100 - AREA A
1/4" = 1'-0"



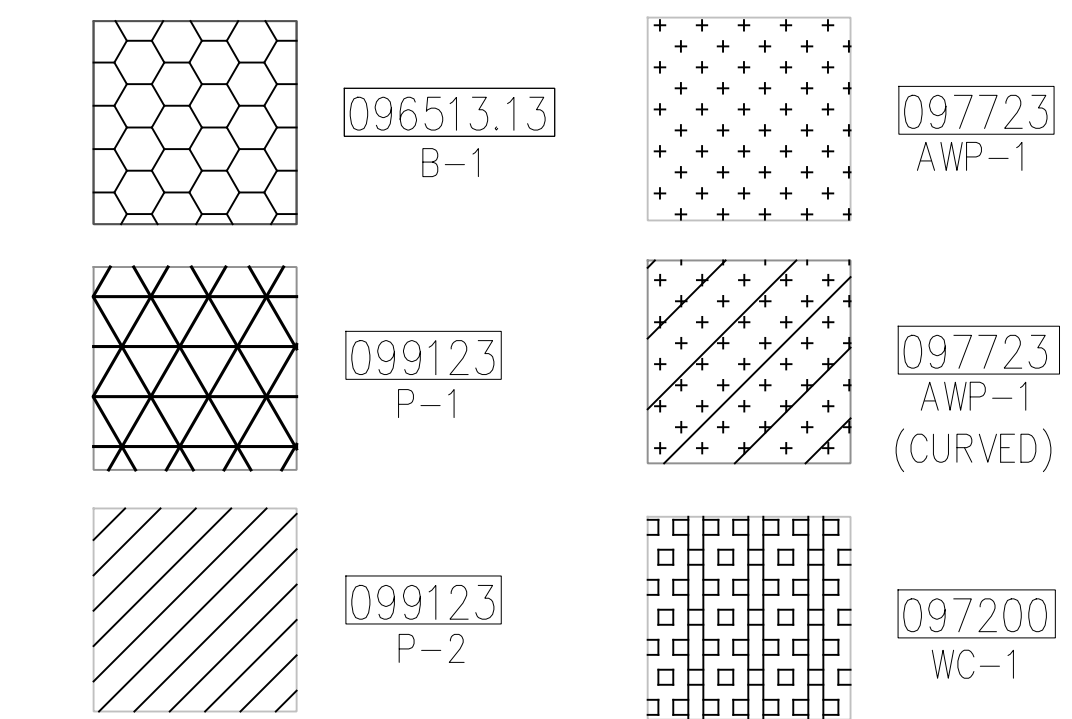
3 ELEVATION - LEVEL 100 - AREA B
1/4" = 1'-0"

KEY NOTES:

- 097723 FABRIC WRAPPED PANELS
- 099123 INTERIOR PAINTING
- 097200 WALLCOVERING
- 096513.13 RESILIENT BASE

LEGEND:

SEE SHEET 18.001 FOR SPECIFICATIONS



NOTES:

- 1 ALL PANEL DIMENSIONS TO BE FIELD VERIFIED
- 2 PRECAST AROUND ELEVATOR TO RECEIVE NEW PAINT ABOVE AND BELOW REVEAL
- 3 ALL EXISTING SIGNS, DIRECTORIES, AND WALL MOUNTED GRAPHICS AND DISPLAYS SHALL BE REMOVED FOR PANEL REMOVAL, REPLACEMENT AND PAINTING, THEN RE-INSTALLED PER OWNER DIRECTION
- 4 CONTRACTOR SHALL COORDINATE WITH ORANGE COUNTY CONVENTION CENTER STAFF AND ELEVATOR CONTRACTOR FOR WORK AT ELEVATOR CAB SURROUNDS
- 5 CONTRACTOR SHALL REMOVE AND RE-INSTALL ALL WALL MOUNTED DEVICES AND COORDINATE WITH ORANGE COUNTY CONVENTION CENTER FACILITY STAFF
- 6 ALL RESTROOMS THAT HAVE PREVIOUSLY BEEN RENOVATED SHALL RECEIVE PAINT ON EXISTING EXPOSED PRE-CAST BASE
- 7 AREAS INDICATED AS "N.I.S." ARE NOT INCLUDED IN THIS SCOPE OF WORK
- 8 EXISTING MILLWORK TO REMAIN
- 9 CONTRACTOR SHALL REMOVE ALL RECEPTACLE COVER PLATES TO BE REMOVED PRIOR TO PAINTING AND RE-INSTALL UPON COMPLETION
- 10 DEVICES IN WALLS THAT CANNOT BE REMOVED SHALL BE MASKED OFF FOR PAINTING, INCLUDING RAILINGS
- 11 CONTRACTOR SHALL PROVIDE APPROVED "FIRE WATCH" STAFF AT ANY TIME THAT WHEN THE FIRE ALARM SYSTEM IS OFF FOR WORK IN PROGRESS
- 12 PRE-CAST BASE NOT TAGGED HAS EXISTING PAINT AND IS NOT PART OF THIS SCOPE
- 13 SEE SHEET 14.001 FOR WALL AND COLUMN CALL OUTS
- 14 PRE-CAST PLANTERS AND PARTIAL HEIGHT WALLS AT RAMP LOCATIONS TO RECEIVE PAINT ON HORIZONTAL AND VERTICAL SURFACES AS INDICATED
- 15 REMOVE EXISTING ACOUSTICAL FABRIC; SAND, PREP AND PAINT ACCESS PANEL FRONT
- 16 ACOUSTICAL WALL PANEL AT THIS LOCATION EXTENDS BEYOND MILLWORK. CONTRACTOR SHALL REMOVE PANEL AND INSTALL NEW PANEL.

SYMBOL LEGEND:

- A-107 AREA NUMBER
- ELEVATION MARKER
- DETAIL REFERENCE
- INTERIOR SIGNAGE
- CR CARD READER
- FIRE HORN/STROBE
- FIRE EXTINGUISHER CABINET
- FHC FIRE HOSE CABINET
- AUTOMATIC EXTERNAL DEFIBRILLATOR
- EMERGENCY PHONE
- HOUSE PHONE
- FOOD CART RECEPTACLE
- RECEPTACLE/SWITCH COVER PLATE
- SINGLE RECEPTACLE
- DUPLIX RECEPTACLE

SEAL

REVISIONS

- 1
- 2
- 3
- 4

PROJECT INFORMATION

PROJECT NUMBER:
75316
DATE:
05/12/2017
SCALE:
1/4" = 1'-0"
ISSUED FOR:
100% CONSTRUCTION DOCUMENTS

DRAWN BY:
KG
CHECKED BY:
JNK

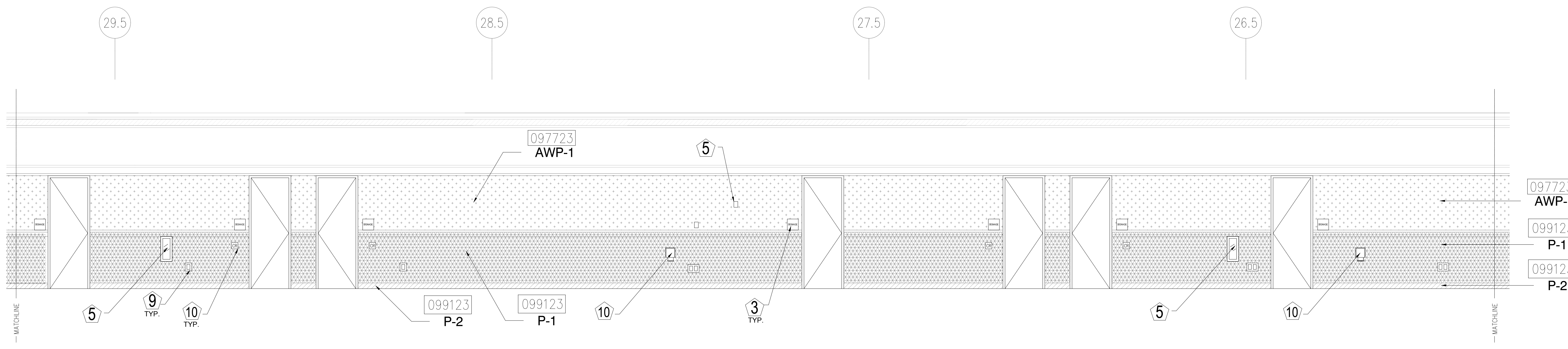
DRAWING NUMBER

LEVEL 100 ELEVATIONS

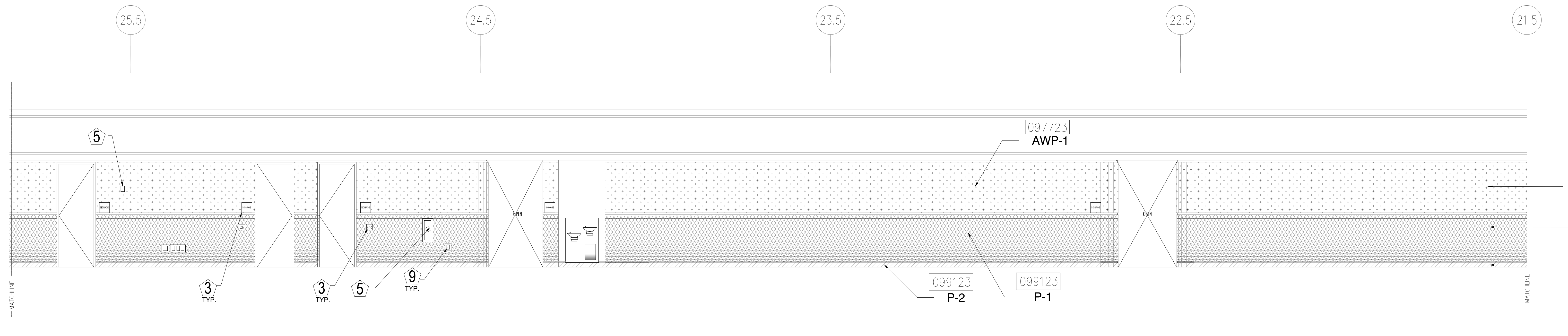
15.103

This document is not an architectural or engineering study, drawing, specification, or design, and is not to be used for construction of any load-bearing columns, load-bearing framing or walls of structures, or issuance of any building permit, except as otherwise provided by law.

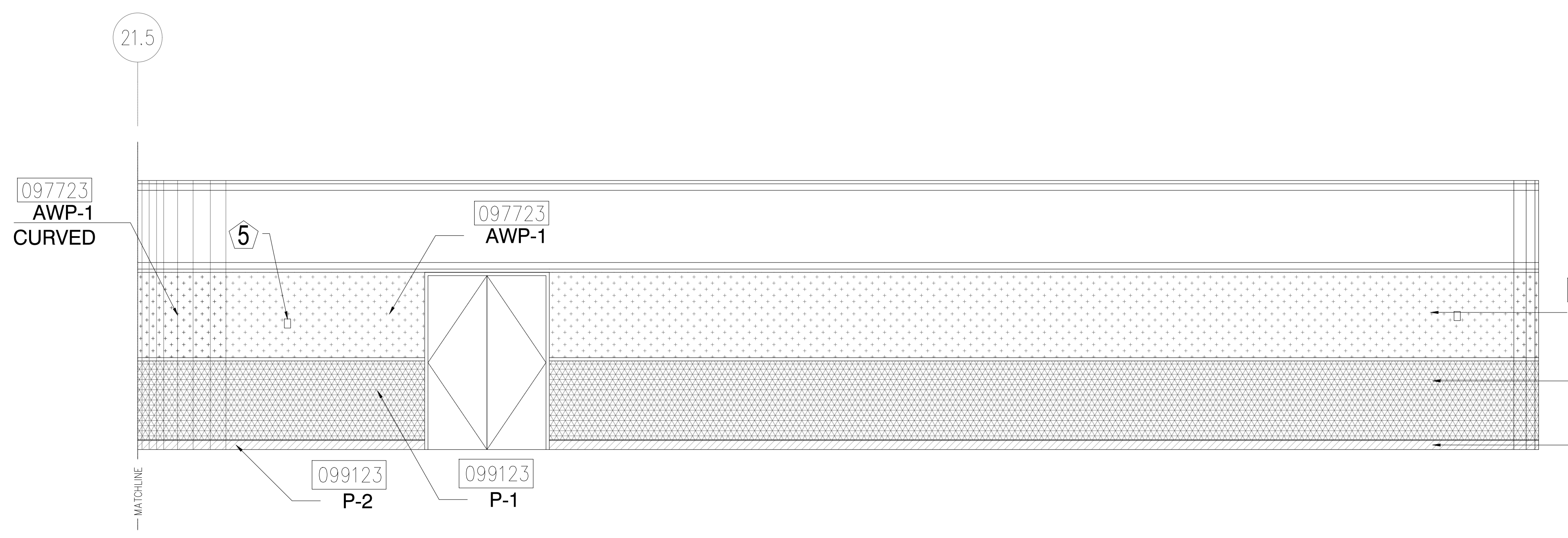
<p>1 ELEVATION - LEVEL 100 - AREA B 1/4" = 1'-0"</p>	<p>2 ELEVATION - LEVEL 100 - AREA B 1/4" = 1'-0"</p>	<p>3 ELEVATION - LEVEL 100 - AREA B 1/4" = 1'-0"</p>
<p>4 ELEVATION - LEVEL 100 - AREA B 1/4" = 1'-0"</p>	<p>5 ELEVATION - LEVEL 100 - AREA B 1/4" = 1'-0"</p>	<p>6 ELEVATION - LEVEL 100 - AREA B 1/4" = 1'-0"</p>
<p>7 ELEVATION - LEVEL 100 - AREA B 1/4" = 1'-0"</p>		<p>8 ELEVATION - LEVEL 100 - AREA B 1/4" = 1'-0"</p>
<p>9 ELEVATION - LEVEL 100 - AREA B 1/4" = 1'-0"</p>	<p>10 ELEVATION - LEVEL 100 - AREA B 1/4" = 1'-0"</p>	<p>11 ELEVATION - LEVEL 100 - AREA B 1/4" = 1'-0"</p>



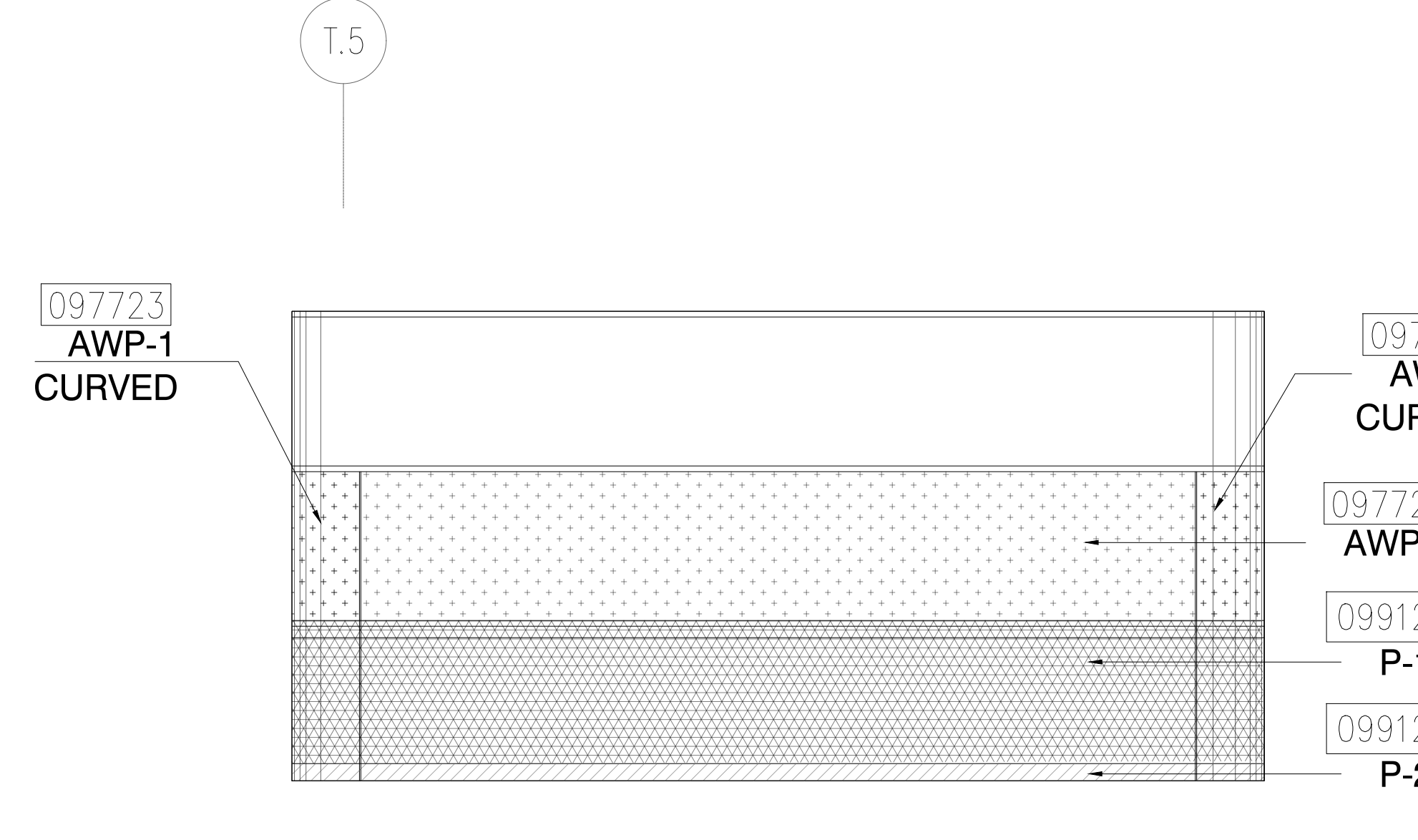
1 ELEVATION - LEVEL 100 - AREA C
1/4" = 1'-0"



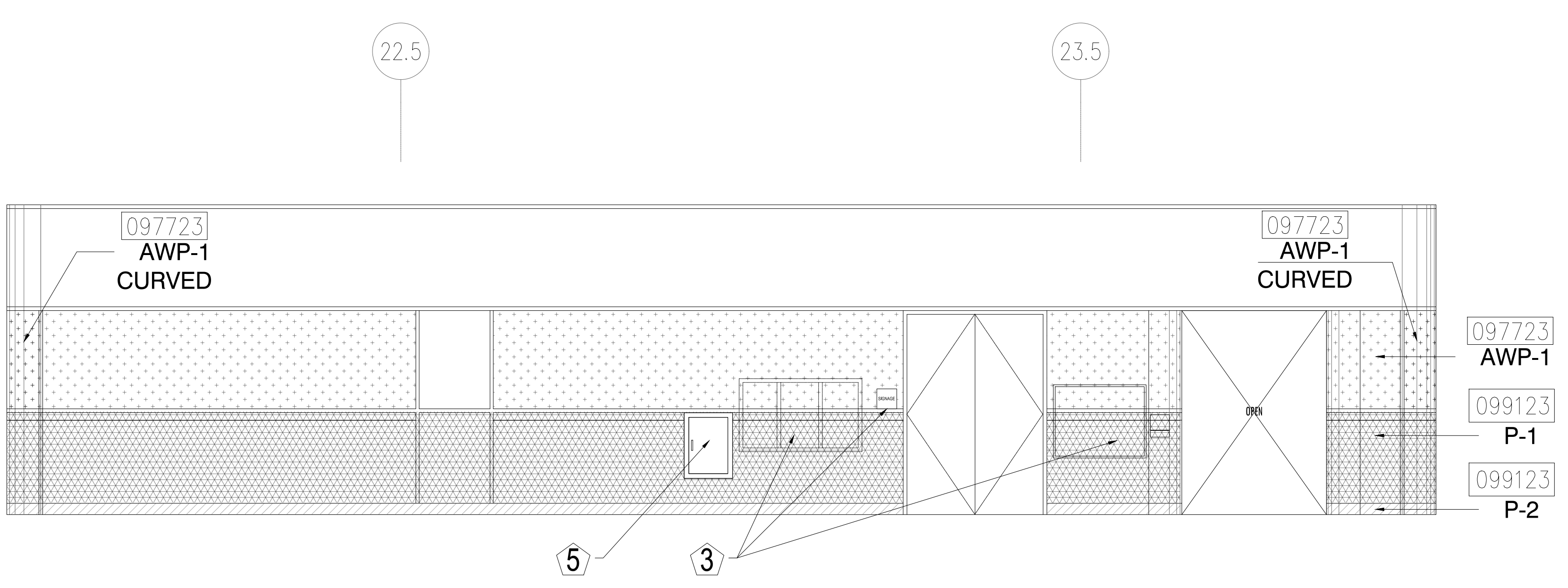
2 ELEVATION - LEVEL 100 - AREA C
1/4" = 1'-0"



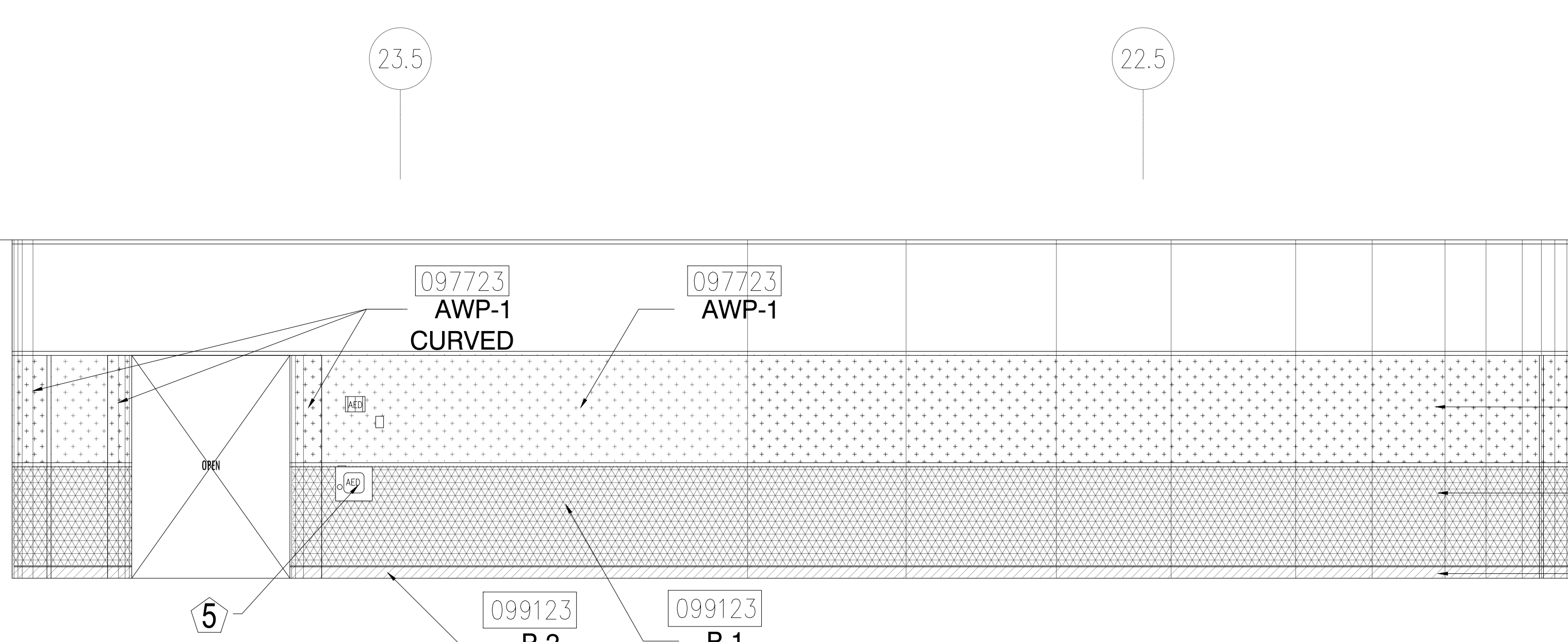
3 ELEVATION - LEVEL 100 - AREA C
1/4" = 1'-0"



4 ELEVATION - LEVEL 100 - AREA C
1/4" = 1'-0"



5 ELEVATION - LEVEL 100 - AREA C
1/4" = 1'-0"



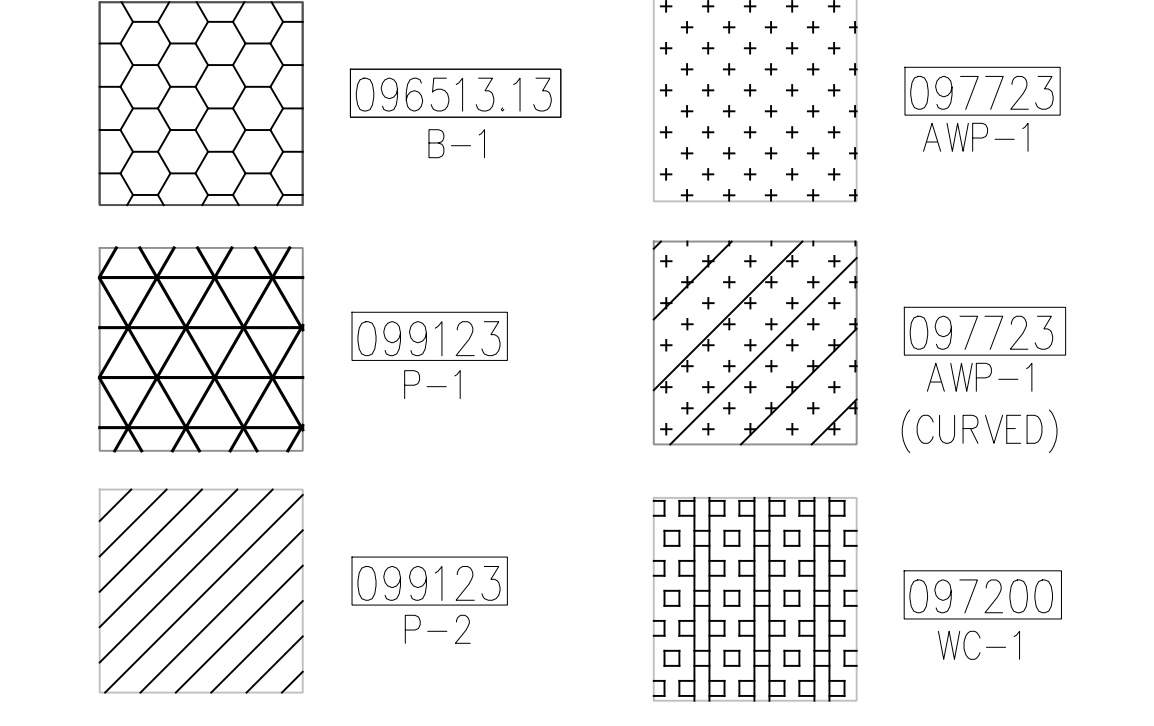
6 ELEVATION - LEVEL 100 - AREA C
1/4" = 1'-0"

KEY NOTES:

- 097723 FABRIC WRAPPED PANELS
- 099123 INTERIOR PAINTING
- 097200 WALLCOVERING
- 096513.13 RESILIENT BASE

LEGEND:

SEE SHEET 18.001 FOR SPECIFICATIONS



NOTES:

- 1 ALL PANEL DIMENSIONS TO BE FIELD VERIFIED
- 2 PRECAST AROUND ELEVATOR TO RECEIVE NEW PAINT ABOVE AND BELOW REVEAL
- 3 ALL EXISTING SIGNS, DIRECTORIES, AND WALL MOUNTED GRAPHICS AND DISPLAYS SHALL BE REMOVED FOR PANEL REMOVAL, REPLACEMENT AND PAINTING, THEN RE-INSTALLED PER OWNER DIRECTION
- 4 CONTRACTOR SHALL COORDINATE WITH ORANGE COUNTY CONVENTION CENTER STAFF AND ELEVATOR CONTRACTOR FOR WORK AT ELEVATOR CAB SURROUNDS
- 5 CONTRACTOR SHALL REMOVE AND RE-INSTALL ALL WALL MOUNTED DEVICES AND COORDINATE WITH ORANGE COUNTY CONVENTION CENTER FACILITY STAFF
- 6 ALL RESTROOMS THAT HAVE PREVIOUSLY BEEN RENOVATED SHALL RECEIVE PAINT ON EXISTING EXPOSED PRE-CAST BASE
- 7 AREAS INDICATED AS "N.I.S." ARE NOT INCLUDED IN THIS SCOPE OF WORK
- 8 EXISTING MILLWORK TO REMAIN
- 9 CONTRACTOR SHALL REMOVE ALL RECEPTACLE COVER PLATES TO BE REMOVED PRIOR TO PAINTING AND RE-INSTALL UPON COMPLETION
- 10 DEVICES IN WALLS THAT CANNOT BE REMOVED SHALL BE MASKED OFF FOR PAINTING, INCLUDING RAILINGS
- 11 CONTRACTOR SHALL PROVIDE APPROVED "FIRE WATCH" STAFF AT ANY TIME THAT WHEN THE FIRE ALARM SYSTEM IS OFF FOR WORK IN PROGRESS
- 12 PRE-CAST BASE NOT TAGGED HAS EXISTING PAINT AND IS NOT PART OF THIS SCOPE
- 13 SEE SHEET 14.001 FOR WALL AND COLUMN CALL OUTS
- 14 PRE-CAST PLANTERS AND PARTIAL HEIGHT WALLS AT RAMP LOCATIONS TO RECEIVE PAINT ON HORIZONTAL AND VERTICAL SURFACES AS INDICATED
- 15 REMOVE EXISTING ACOUSTICAL FABRIC; SAND, PREP AND PAINT ACCESS PANEL FRONT
- 16 ACOUSTICAL WALL PANEL AT THIS LOCATION EXTENDS BEYOND MILLWORK. CONTRACTOR SHALL REMOVE PANEL AND INSTALL NEW PANEL.

SYMBOL LEGEND:

- A-107 AREA NUMBER
- ELEVATION MARKER
- DETAIL REFERENCE
- INTERIOR SIGNAGE
- CR CARD READER
- FIRE HORN/STROBE
- FIRE EXTINGUISHER CABINET
- FHC FIRE HOSE CABINET
- AED AUTOMATIC EXTERNAL DEFIBRILLATOR
- EMERGENCY PHONE
- HOUSE PHONE
- FOOD CART RECEPTACLE
- RECEPTACLE/SWITCH COVER PLATE
- SINGLE RECEPTACLE
- DUPLIX RECEPTACLE

TJNG PARTNERS
 205 East Central Blvd.
 Orlando, FL 32801
 Phone 407.644.2445
 Fax 407.644.0445
 www.tjngpartners.com
 18 0001073

ORANGE COUNTY CONVENTION CENTER

WEST BUILDING WALL PANELS LEVEL 100

SEAL

REVISIONS

PROJECT INFORMATION

PROJECT NUMBER: 75316
DATE: 05/12/2017
SCALE: 1/4"=1'-0"
 100% CONSTRUCTION DOCUMENTS

DRAWN BY: KG
CHECKED BY: JNK

DRAWING NUMBER
 LEVEL 100 ELEVATIONS

15.104

This document is not an architectural or engineering study, drawing, application, or design and is not to be used for construction of any load-bearing columns, load-bearing framing or walls of structures, or issuance of any building permit, except as otherwise provided by law.

ORANGE COUNTY CONVENTION CENTER

**WEST BUILDING WALL PANELS
LEVEL 100**

KEY NOTES:

- 097723 FABRIC WRAPPED PANELS
- 099123 INTERIOR PAINTING
- 097200 WALLCOVERING
- 096513.13 RESILIENT BASE

LEGEND:

SEE SHEET 18.001 FOR SPECIFICATIONS

	096513.13 B-1		097723 AWP-1
	099123 P-1		097723 AWP-1 (CURVED)
	099123 P-2		097200 WC-1

NOTES:

- 1 ALL PANEL DIMENSIONS TO BE FIELD VERIFIED
- 2 PRECAST AROUND ELEVATOR TO RECEIVE NEW PAINT ABOVE AND BELOW REVEAL
- 3 ALL EXISTING SIGNS, DIRECTORIES, AND WALL MOUNTED GRAPHICS AND DISPLAYS SHALL BE REMOVED FOR PANEL REMOVAL, REPLACEMENT AND PAINTING, THEN RE-INSTALLED PER OWNER DIRECTION
- 4 CONTRACTOR SHALL COORDINATE WITH ORANGE COUNTY CONVENTION CENTER STAFF AND ELEVATOR CONTRACTOR FOR WORK AT ELEVATOR CAB SURROUNDS
- 5 CONTRACTOR SHALL REMOVE AND RE-INSTALL ALL WALL MOUNTED DEVICES AND COORDINATE WITH ORANGE COUNTY CONVENTION CENTER FACILITY STAFF
- 6 ALL RESTROOMS THAT HAVE PREVIOUSLY BEEN RENOVATED SHALL RECEIVE PAINT ON EXISTING EXPOSED PRE-CAST BASE
- 7 AREAS INDICATED AS "N.I.S." ARE NOT INCLUDED IN THIS SCOPE OF WORK
- 8 EXISTING MILLWORK TO REMAIN
- 9 CONTRACTOR SHALL REMOVE ALL RECEPTACLE COVER PLATES TO BE REMOVED PRIOR TO PAINTING AND RE-INSTALL UPON COMPLETION
- 10 DEVICES IN WALLS THAT CANNOT BE REMOVED SHALL BE MASKED OFF FOR PAINTING, INCLUDING RAILINGS
- 11 CONTRACTOR SHALL PROVIDE APPROVED "FIRE WATCH" STAFF AT ANY TIME THAT WHEN THE FIRE ALARM SYSTEM IS OFF FOR WORK IN PROGRESS
- 12 PRE-CAST BASE NOT TAGGED HAS EXISTING PAINT AND IS NOT PART OF THIS SCOPE
- 13 SEE SHEET 14.001 FOR WALL AND COLUMN CALL OUTS
- 14 PRE-CAST PLANTERS AND PARTIAL HEIGHT WALLS AT RAMP LOCATIONS TO RECEIVE PAINT ON HORIZONTAL AND VERTICAL SURFACES AS INDICATED
- 15 REMOVE EXISTING ACOUSTICAL FABRIC; SAND, PREP AND PAINT ACCESS PANEL FRONT
- 16 ACOUSTICAL WALL PANEL AT THIS LOCATION EXTENDS BEYOND MILLWORK. CONTRACTOR SHALL REMOVE PANEL AND INSTALL NEW PANEL.

SYMBOL LEGEND:

- | | |
|--|----------------------------------|
| | A-107 AREA NUMBER |
| | ELEVATION MARKER |
| | DETAIL REFERENCE |
| | INTERIOR SIGNAGE |
| | CARD READER |
| | FIRE HORN/STROBE |
| | FIRE EXTINGUISHER CABINET |
| | FIRE HOSE CABINET |
| | AUTOMATIC EXTERNAL DEFIBRILLATOR |
| | EMERGENCY PHONE |
| | HOUSE PHONE |
| | FOOD CART RECEPTACLE |
| | RECEPTACLE/SWITCH COVER PLATE |
| | SINGLE RECEPTACLE |
| | DUPLEX RECEPTACLE |

SEAL

REVISIONS

- 1
- 2
- 3
- 4

PROJECT INFORMATION

PROJECT NUMBER:
75316
DATE:
05/12/2017
SCALE:
1/2"=1'-0"
ISSUED FOR:
100% CONSTRUCTION DOCUMENTS

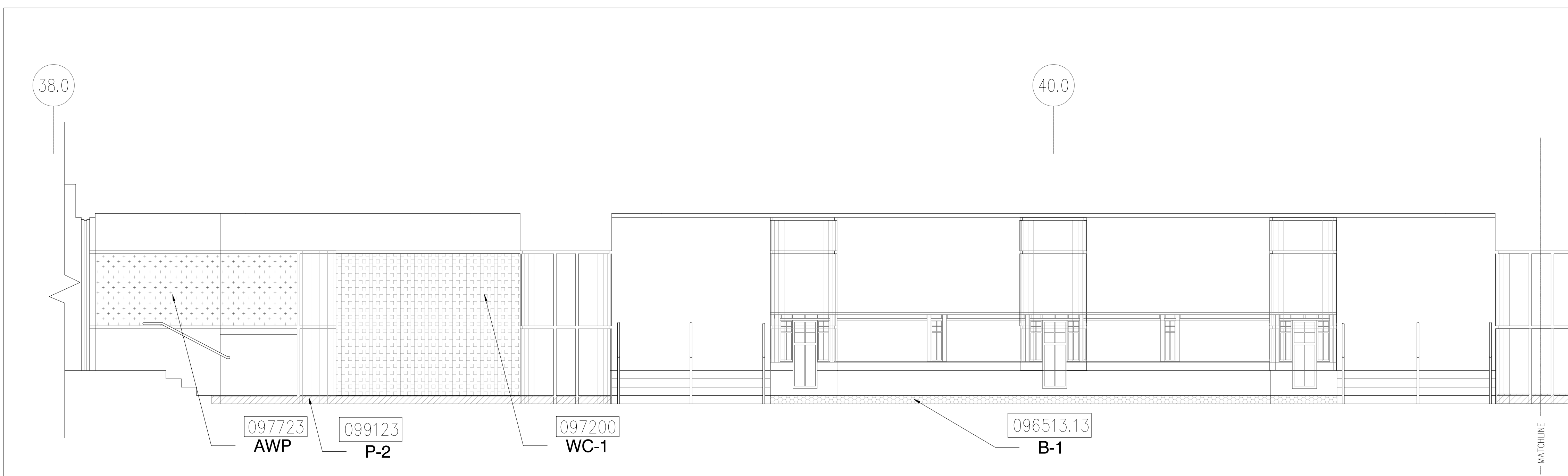
DRAWN BY:
K.G.
CHECKED BY:
J.N.K.

DRAWING NUMBER

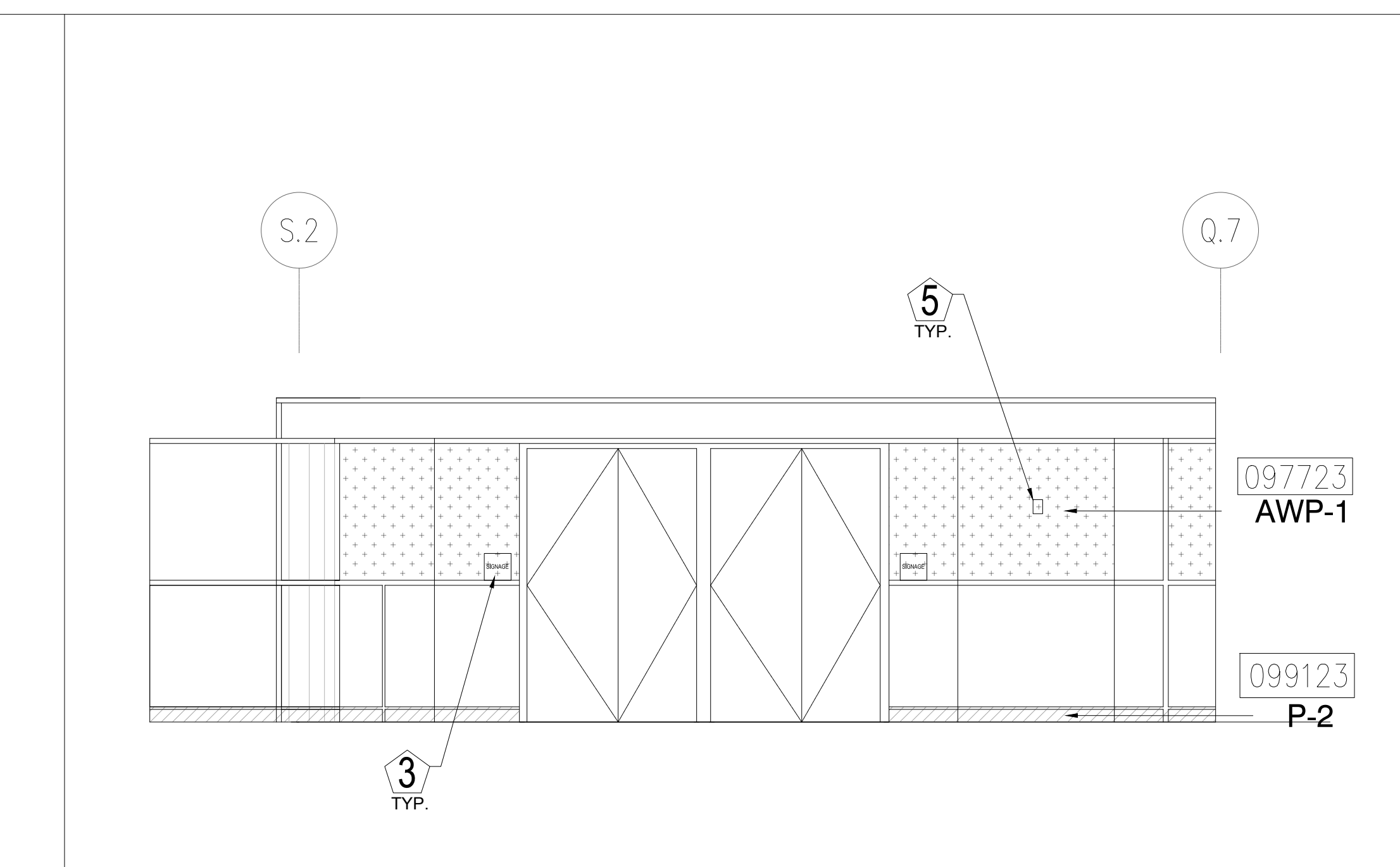
LEVEL 100 ELEVATIONS

15.105

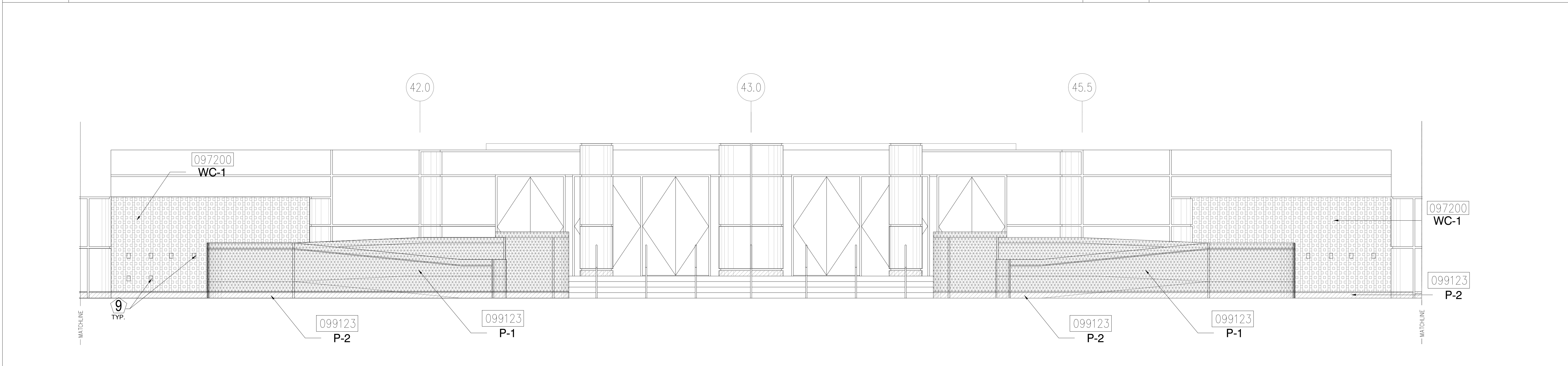
This document is not an architectural or engineering study, drawing, specification, or design and is not to be used for construction of any load-bearing columns, load-bearing framing or walls of structures, or issuance of any building permit, except as otherwise provided by law.



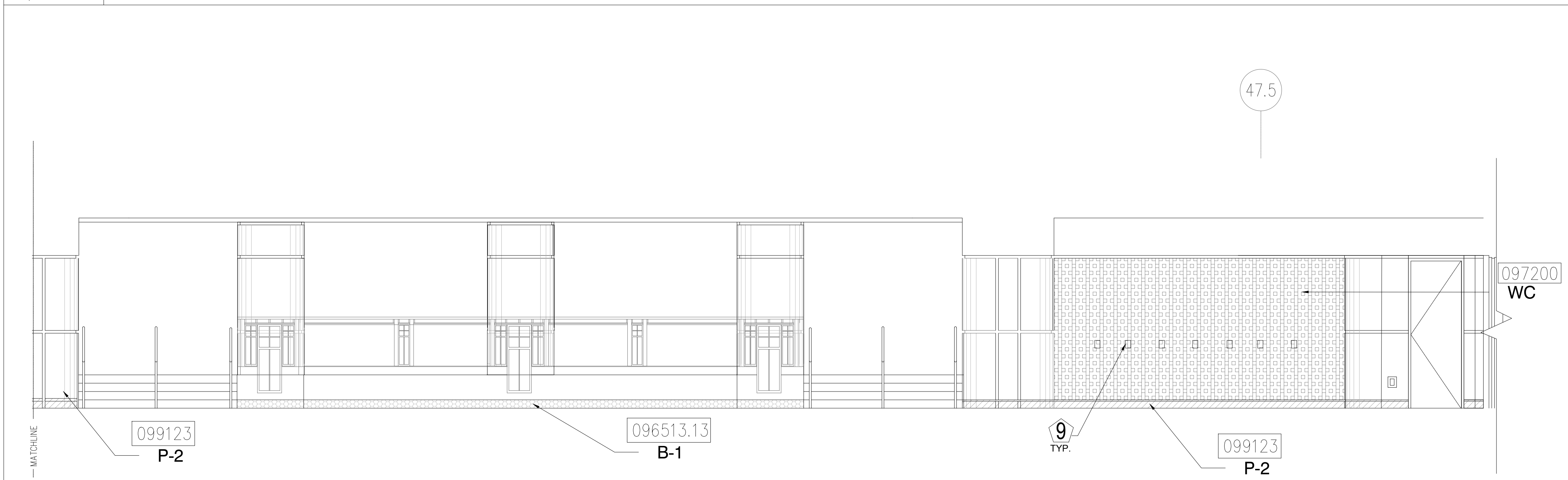
1 ELEVATION - LEVEL 100 - AREA D
1/4" = 1'-0"



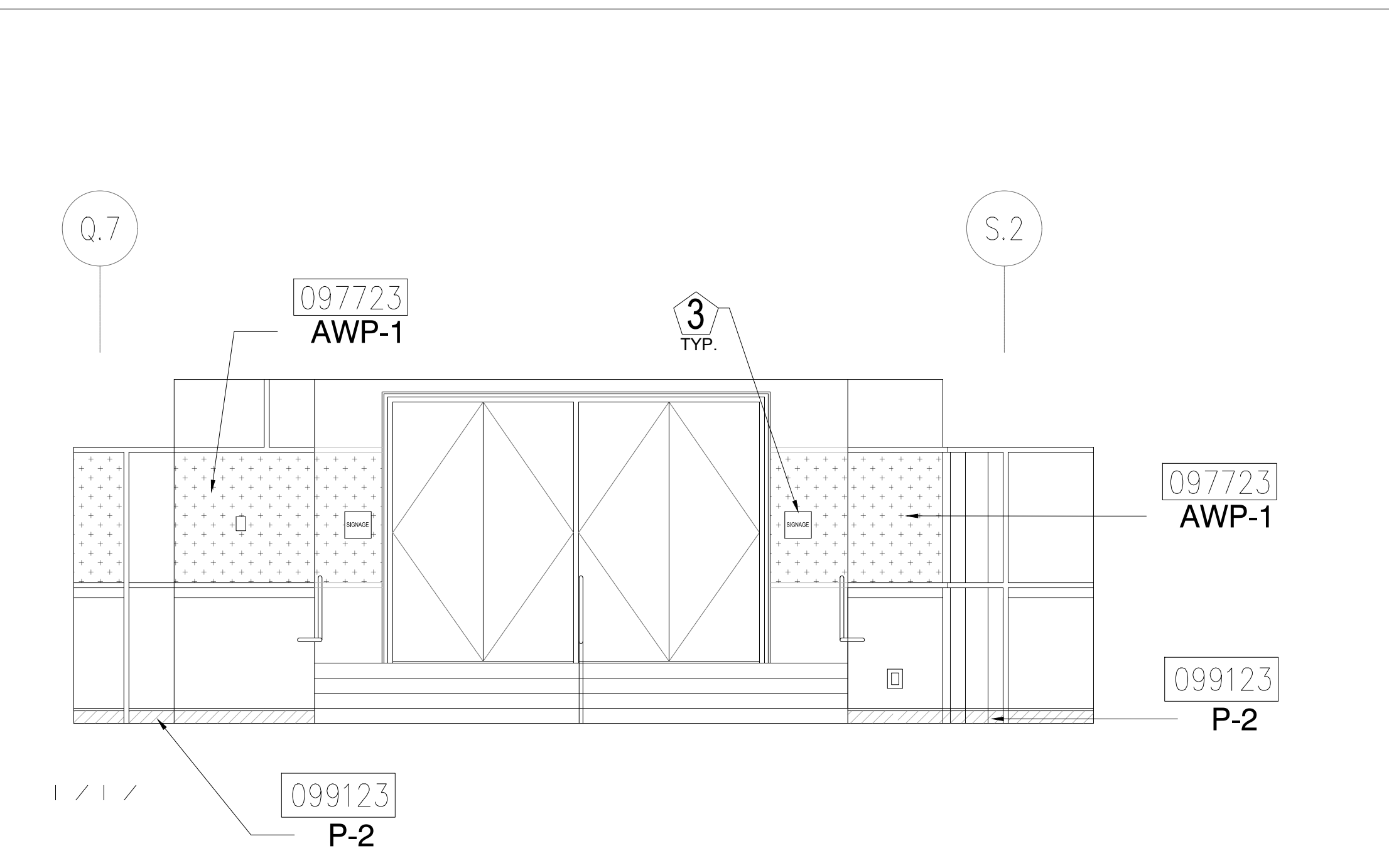
2 ELEVATION - LEVEL 100 - AREA D
1/4" = 1'-0"



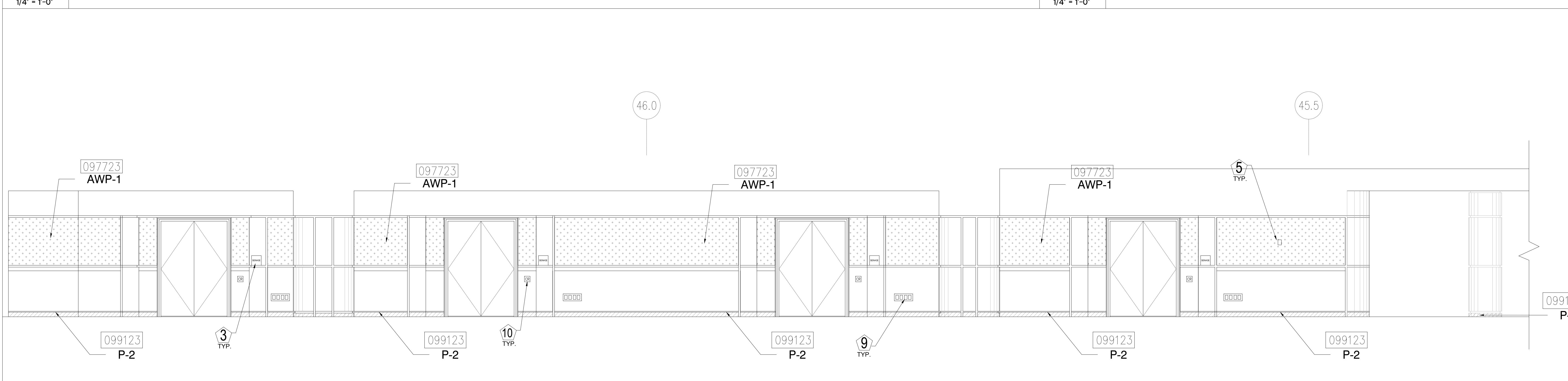
3 ELEVATION - LEVEL 100 - AREA D
1/4" = 1'-0"



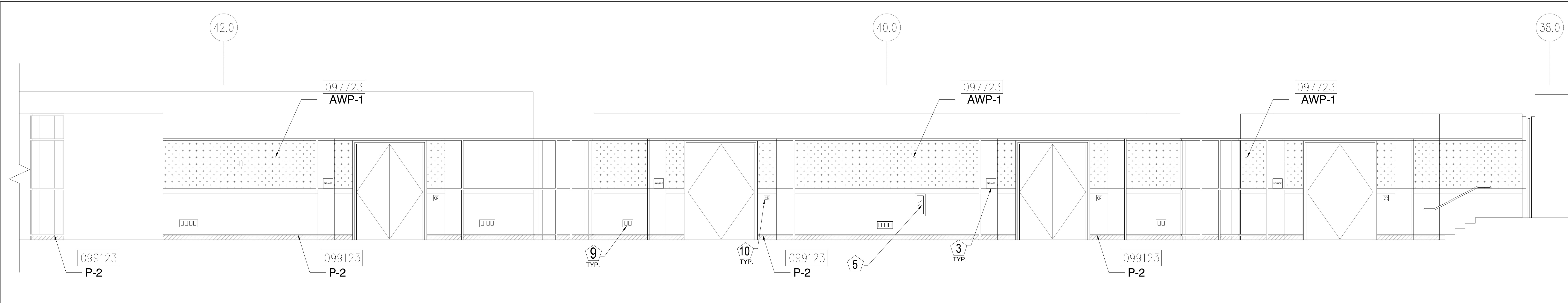
4 ELEVATION - LEVEL 100 - AREA D
1/4" = 1'-0"



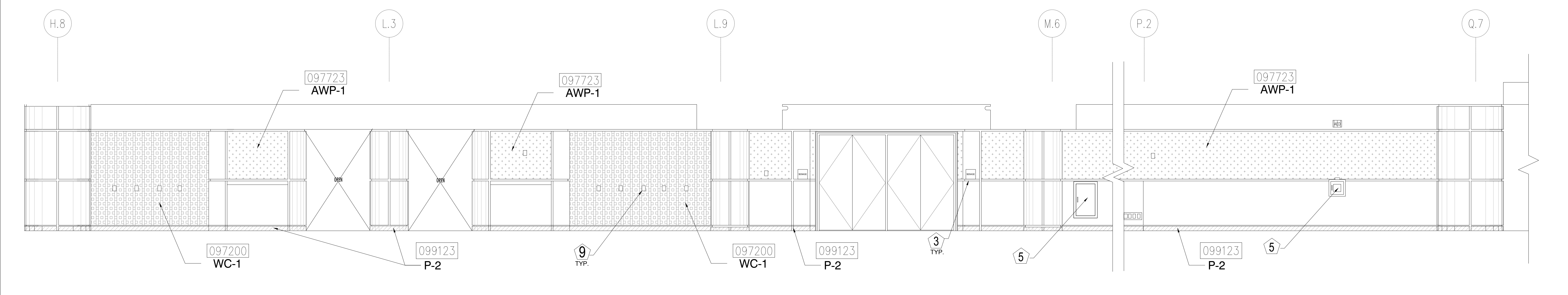
5 ELEVATION - LEVEL 100 - AREA D
1/4" = 1'-0"



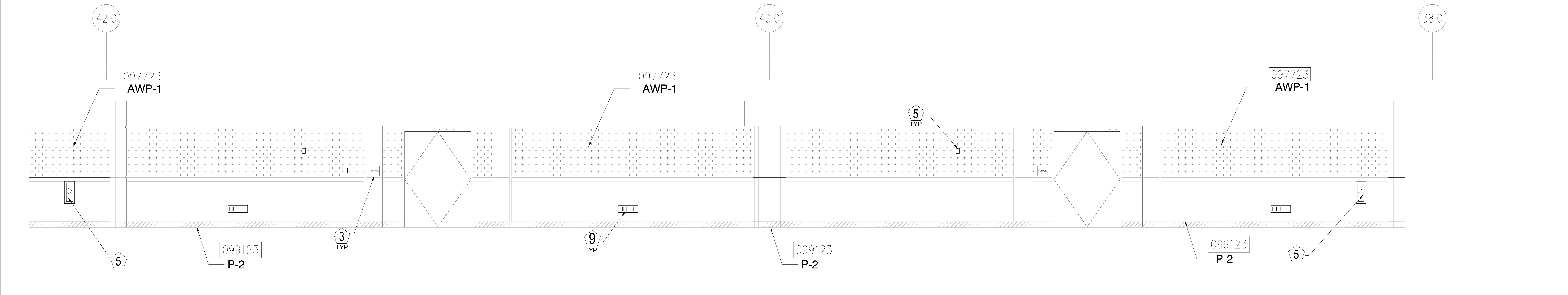
6 ELEVATION - LEVEL 100 - AREA D
1/4" = 1'-0"



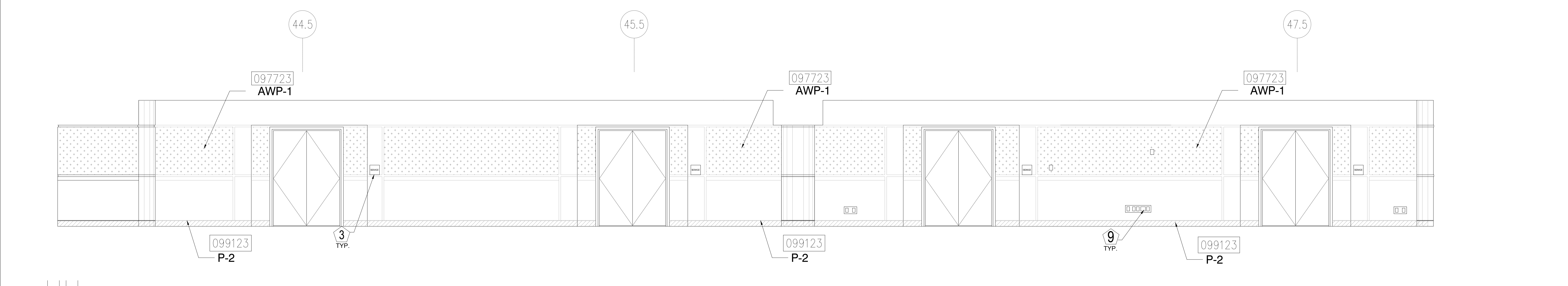
1 ELEVATION - LEVEL 100 - AREA D
1/4" = 1'-0"



2 ELEVATION - LEVEL 100 - AREA D
1/4" = 1'-0"



3 ELEVATION - LEVEL 100 - AREA D
1/4" = 1'-0"



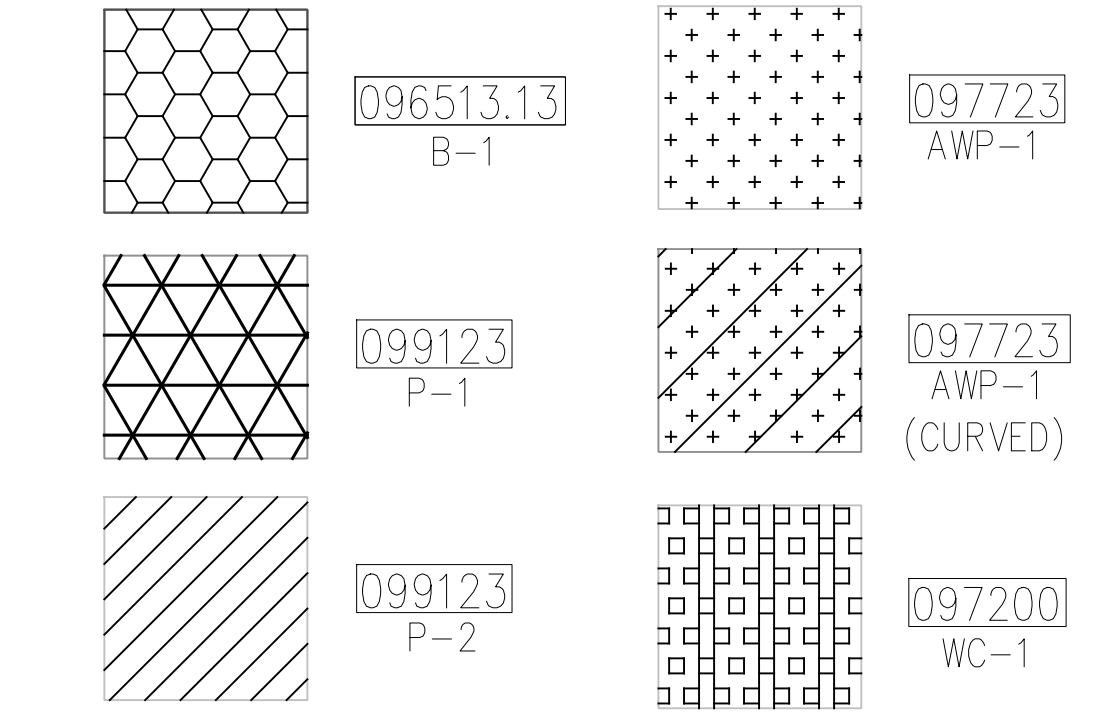
4 ELEVATION - LEVEL 100 - AREA D
1/4" = 1'-0"

KEY NOTES:

- 097723 FABRIC WRAPPED PANELS
- 099123 INTERIOR PAINTING
- 097200 WALLCOVERING
- 096513.13 RESILIENT BASE

LEGEND:

SEE SHEET 18.001 FOR SPECIFICATIONS



NOTES:

- 1 ALL PANEL DIMENSIONS TO BE FIELD VERIFIED
- 2 PRECAST AROUND ELEVATOR TO RECEIVE NEW PAINT ABOVE AND BELOW REVEAL
- 3 ALL EXISTING SIGNS, DIRECTORIES, AND WALL MOUNTED GRAPHICS AND DISPLAYS SHALL BE REMOVED FOR PANEL REMOVAL, REPLACEMENT AND PAINTING, THEN RE-INSTALLED PER OWNER DIRECTION
- 4 CONTRACTOR SHALL COORDINATE WITH ORANGE COUNTY CONVENTION CENTER STAFF AND ELEVATOR CONTRACTOR FOR WORK AT ELEVATOR CAB SURROUNDS
- 5 CONTRACTOR SHALL REMOVE AND RE-INSTALL ALL WALL MOUNTED DEVICES AND COORDINATE WITH ORANGE COUNTY CONVENTION CENTER FACILITY STAFF
- 6 ALL RESTROOMS THAT HAVE PREVIOUSLY BEEN RENOVATED SHALL RECEIVE PAINT ON EXISTING EXPOSED PRE-CAST BASE
- 7 AREAS INDICATED AS "N.I.S." ARE NOT INCLUDED IN THIS SCOPE OF WORK
- 8 EXISTING MILLWORK TO REMAIN
- 9 CONTRACTOR SHALL REMOVE ALL RECEPTACLE COVER PLATES TO BE REMOVED PRIOR TO PAINTING AND RE-INSTALL UPON COMPLETION
- 10 DEVICES IN WALLS THAT CANNOT BE REMOVED SHALL BE MASKED OFF FOR PAINTING, INCLUDING RAILINGS
- 11 CONTRACTOR SHALL PROVIDE APPROVED "FIRE WATCH" STAFF AT ANY TIME THAT WHEN THE FIRE ALARM SYSTEM IS OFF FOR WORK IN PROGRESS
- 12 PRE-CAST BASE NOT TAGGED HAS EXISTING PAINT AND IS NOT PART OF THIS SCOPE
- 13 SEE SHEET 14.001 FOR WALL AND COLUMN CALL OUTS
- 14 PRE-CAST PLANTERS AND PARTIAL HEIGHT WALLS AT RAMP LOCATIONS TO RECEIVE PAINT ON HORIZONTAL AND VERTICAL SURFACES AS INDICATED
- 15 REMOVE EXISTING ACOUSTICAL FABRIC; SAND, PREP AND PAINT ACCESS PANEL FRONT
- 16 ACOUSTICAL WALL PANEL AT THIS LOCATION EXTENDS BEYOND MILLWORK. CONTRACTOR SHALL REMOVE PANEL AND INSTALL NEW PANEL.

SYMBOL LEGEND:

- A-107 AREA NUMBER
- ELEVATION MARKER
- DETAIL REFERENCE
- INTERIOR SIGNAGE
- CARD READER
- FIRE HORN/STROBE
- FIRE EXTINGUISHER CABINET
- FIRE HOSE CABINET
- AUTOMATIC EXTERNAL DEFIBRILLATOR
- EMERGENCY PHONE
- HOUSE PHONE
- FOOD CART RECEPTACLE
- RECEPTACLE/SWITCH COVER PLATE
- SINGLE RECEPTACLE
- DUPLIX RECEPTACLE

TJNG PARTNERS
 205 East Central Blvd.
 Orlando, FL 32801
 Phone 407.644.2445
 Fax 407.644.0445
 www.tjngpartners.com
 18 001073

ORANGE COUNTY CONVENTION CENTER

**WEST BUILDING WALL PANELS
LEVEL 100**

SEAL

REVISIONS

- 1
- 2
- 3
- 4

PROJECT INFORMATION

PROJECT NUMBER:
75316
DATE:
05/12/2017
SCALE:
1/4"=1'-0"
ISSUED FOR:
100% CONSTRUCTION DOCUMENTS

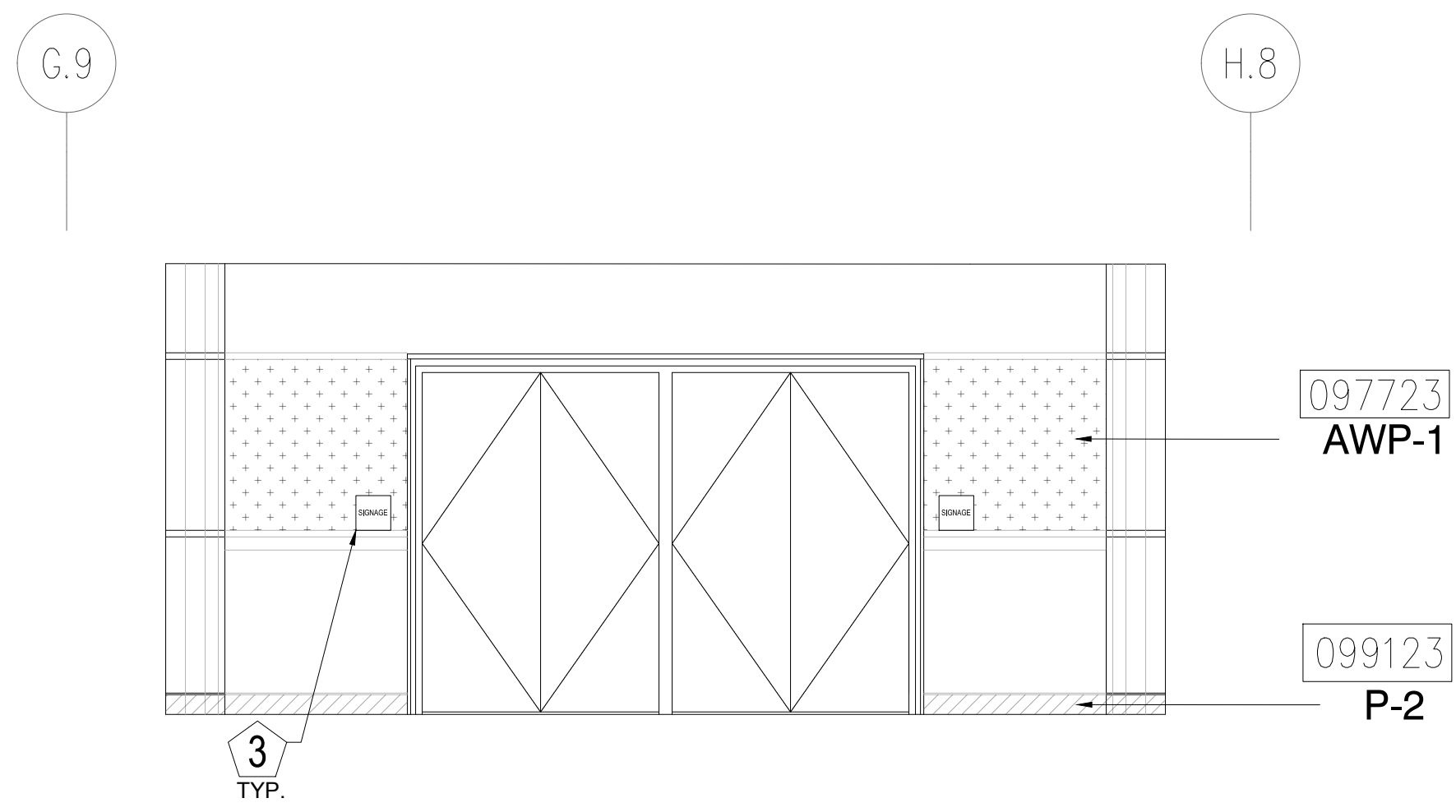
DRAWN BY:
KG
CHECKED BY:
JNK

DRAWING NUMBER

LEVEL 100 ELEVATIONS

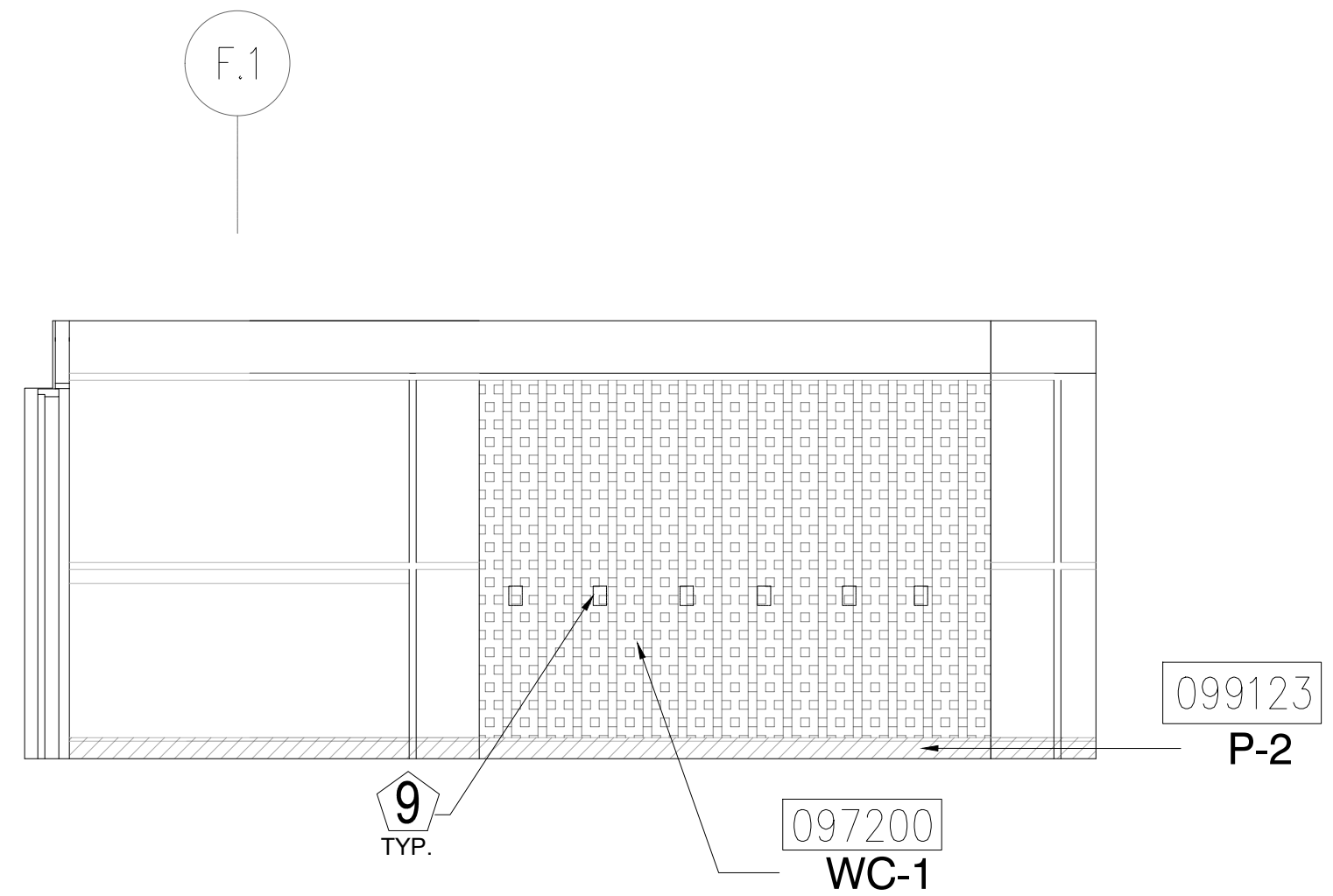
15.106

This document is not an architectural or engineering study, drawing, specification, or design and is not to be used for construction of any load-bearing columns, load-bearing framing or walls of structures, or issuance of any building permit, except as otherwise provided by law.



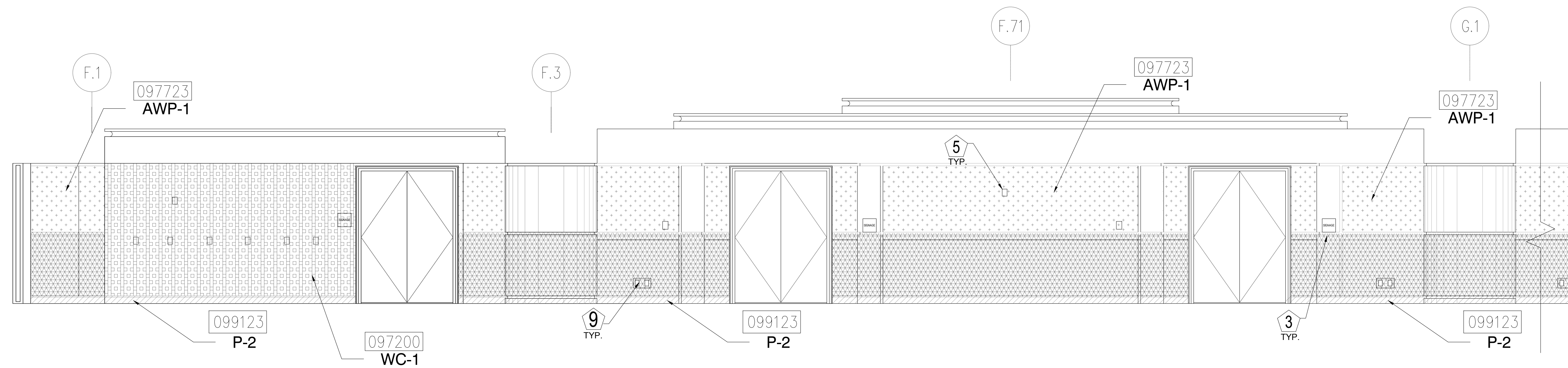
1 ELEVATION - LEVEL 100 - AREA D

1/4" = 1'-0"



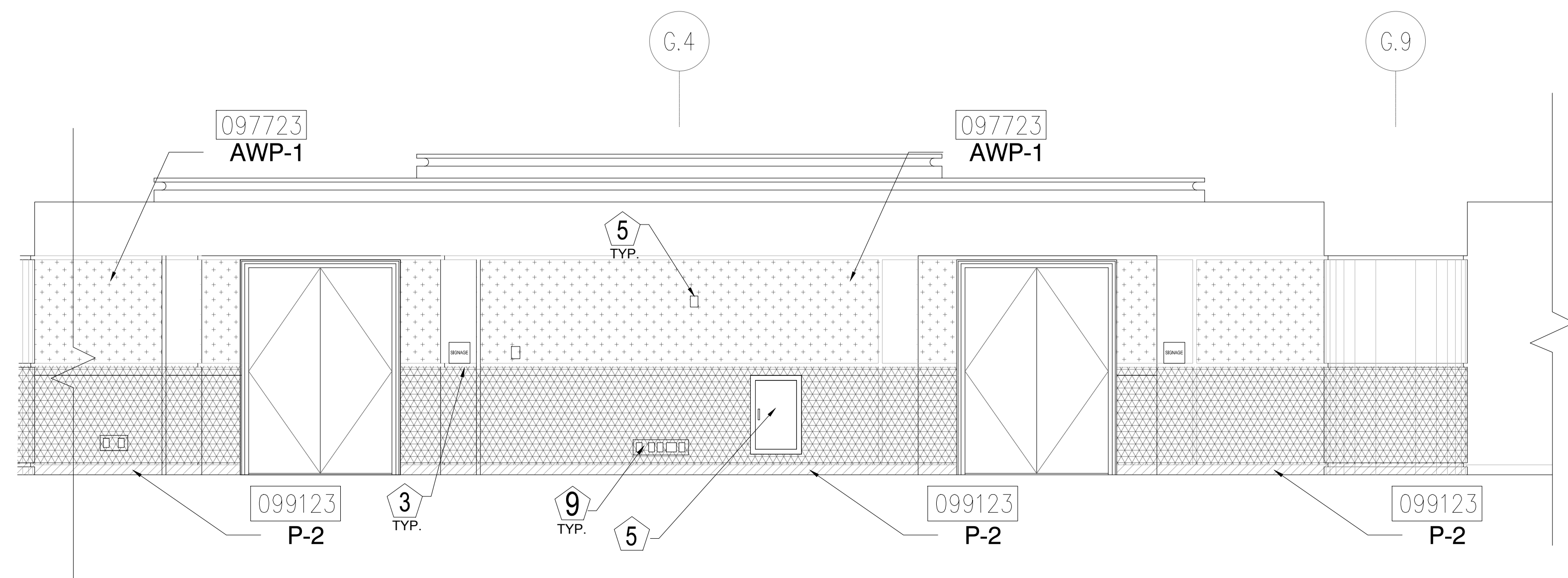
2 ELEVATION - LEVEL 100 - AREA D

1/4" = 1'-0"



3 ELEVATION - LEVEL 100 - AREA D

1/4" = 1'-0"



4 ELEVATION - LEVEL 100 - AREA D

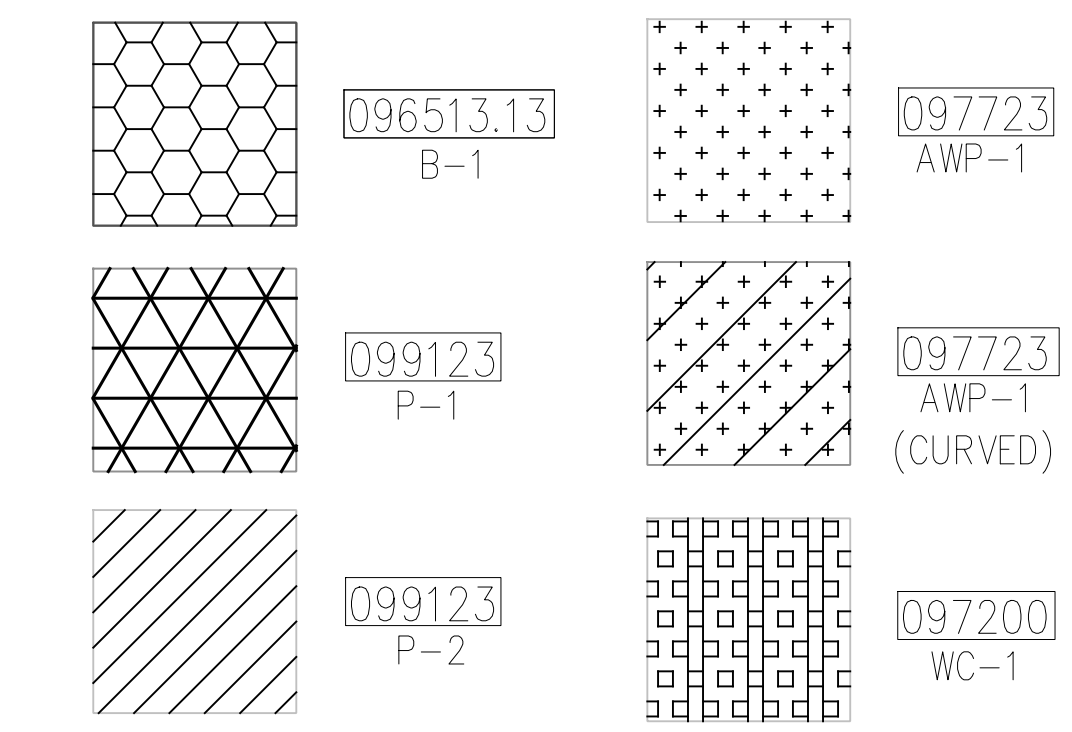
1/4" = 1'-0"

KEY NOTES:

- 097723 FABRIC WRAPPED PANELS
- 099123 INTERIOR PAINTING
- 097200 WALLCOVERING
- 096513.13 RESILIENT BASE

LEGEND:

SEE SHEET 18.001 FOR SPECIFICATIONS




NOTES:

- 1 ALL PANEL DIMENSIONS TO BE FIELD VERIFIED
- 2 PRECAST AROUND ELEVATOR TO RECEIVE NEW PAINT ABOVE AND BELOW REVEAL
- 3 ALL EXISTING SIGNS, DIRECTORIES, AND WALL MOUNTED GRAPHICS AND DISPLAYS SHALL BE REMOVED FOR PANEL REMOVAL, REPLACEMENT AND PAINTING, THEN RE-INSTALLED PER OWNER DIRECTION
- 4 CONTRACTOR SHALL COORDINATE WITH ORANGE COUNTY CONVENTION CENTER STAFF AND ELEVATOR CONTRACTOR FOR WORK AT ELEVATOR CAB SURROUNDS
- 5 CONTRACTOR SHALL REMOVE AND RE-INSTALL ALL WALL MOUNTED DEVICES AND COORDINATE WITH ORANGE COUNTY CONVENTION CENTER FACILITY STAFF
- 6 ALL RESTROOMS THAT HAVE PREVIOUSLY BEEN RENOVATED SHALL RECEIVE PAINT ON EXISTING EXPOSED PRE-CAST BASE
- 7 AREAS INDICATED AS "N.I.S." ARE NOT INCLUDED IN THIS SCOPE OF WORK
- 8 EXISTING MILLWORK TO REMAIN
- 9 CONTRACTOR SHALL REMOVE ALL RECEPTACLE COVER PLATES TO BE REMOVED PRIOR TO PAINTING AND RE-INSTALL UPON COMPLETION
- 10 DEVICES IN WALLS THAT CANNOT BE REMOVED SHALL BE MASKED OFF FOR PAINTING, INCLUDING RAILINGS
- 11 CONTRACTOR SHALL PROVIDE APPROVED "FIRE WATCH" STAFF AT ANY TIME THAT WHEN THE FIRE ALARM SYSTEM IS OFF FOR WORK IN PROGRESS
- 12 PRE-CAST BASE NOT TAGGED HAS EXISTING PAINT AND IS NOT PART OF THIS SCOPE
- 13 SEE SHEET 14.001 FOR WALL AND COLUMN CALL OUTS
- 14 PRE-CAST PLANTERS AND PARTIAL HEIGHT WALLS AT RAMP LOCATIONS TO RECEIVE PAINT ON HORIZONTAL AND VERTICAL SURFACES AS INDICATED
- 15 REMOVE EXISTING ACOUSTICAL FABRIC; SAND, PREP AND PAINT ACCESS PANEL FRONT
- 16 ACOUSTICAL WALL PANEL AT THIS LOCATION EXTENDS BEYOND MILLWORK. CONTRACTOR SHALL REMOVE PANEL AND INSTALL NEW PANEL.

SYMBOL LEGEND:

- A-107 AREA NUMBER
- ELEVATION MARKER
- DETAIL REFERENCE
- INTERIOR SIGNAGE
- CR CARD READER
- FIRE HORN/STROBE
- FIRE EXTINGUISHER CABINET
- FHC FIRE HOSE CABINET
- AED AUTOMATIC EXTERNAL DEFIBRILLATOR
- EMERGENCY PHONE
- HOUSE PHONE
- FOOD CART RECEPTACLE
- RECEPTACLE/SWITCH COVER PLATE
- SINGLE RECEPTACLE
- DUPLEX RECEPTACLE

SEAL



REVISIONS

- 1
- 2
- 3
- 4

PROJECT INFORMATION

PROJECT NUMBER:
75316
DATE:
05/12/2017
SCALE:
1/4" = 1'-0"
ISSUED FOR:
100% CONSTRUCTION DOCUMENTS

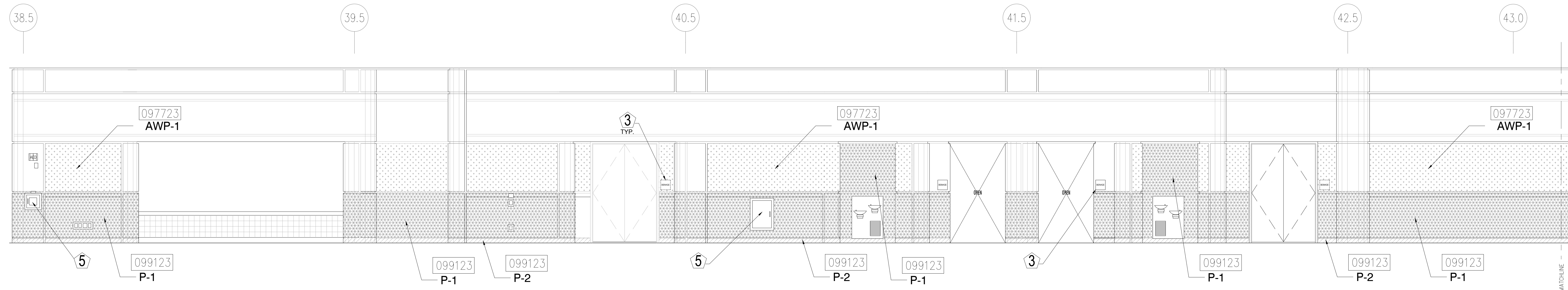
DRAWN BY:
KG
CHECKED BY:
JNK

DRAWING NUMBER

LEVEL 100 ELEVATIONS

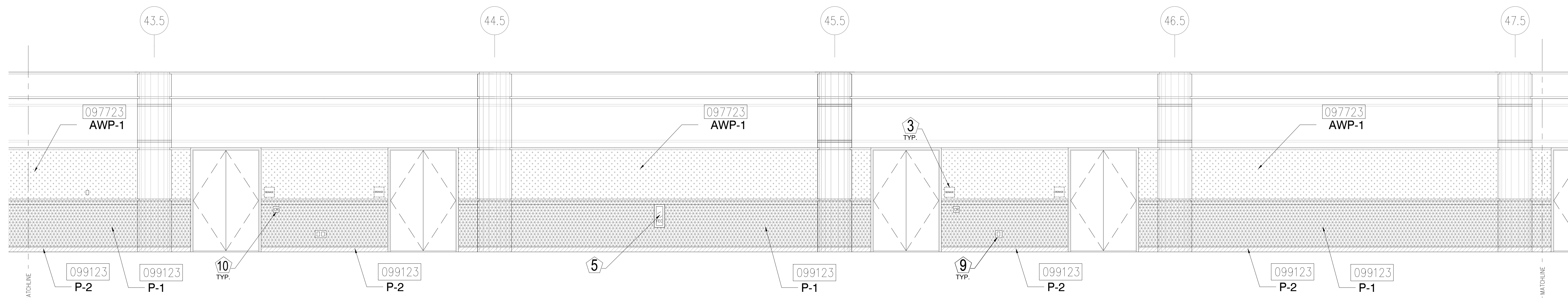
15.107

This document is not an architectural or engineering study, drawing, specification, or design and is not to be used for construction of any load-bearing columns, load-bearing framing or walls of structures, or issuance of any building permit, except as otherwise provided by law.



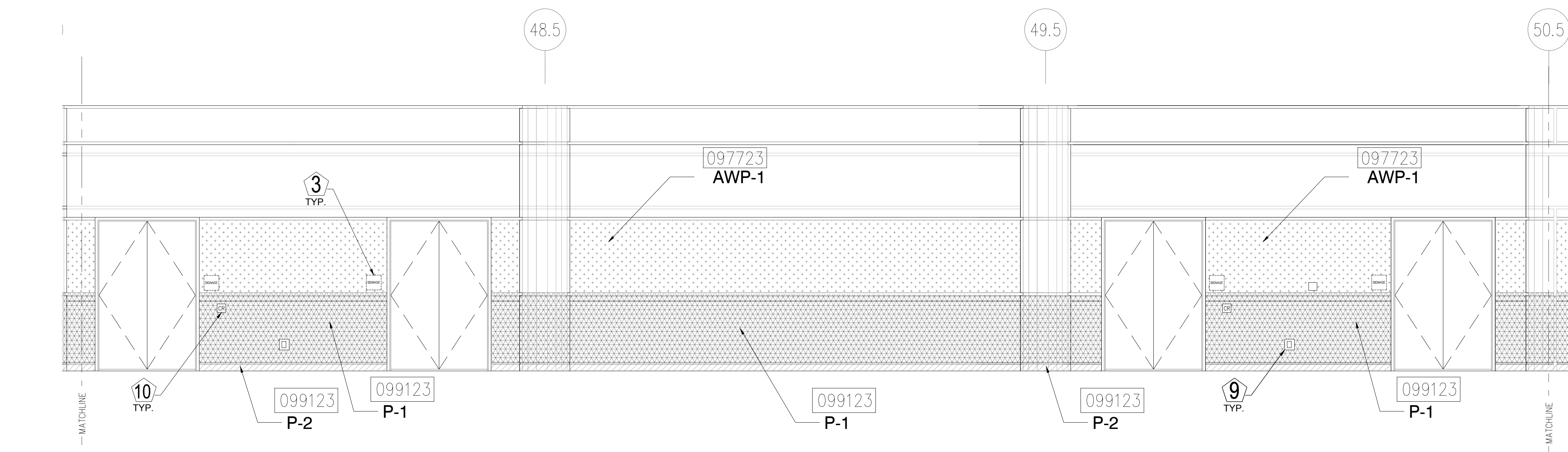
1 ELEVATION - LEVEL 200 - AREA A

1/4" = 1'-0"



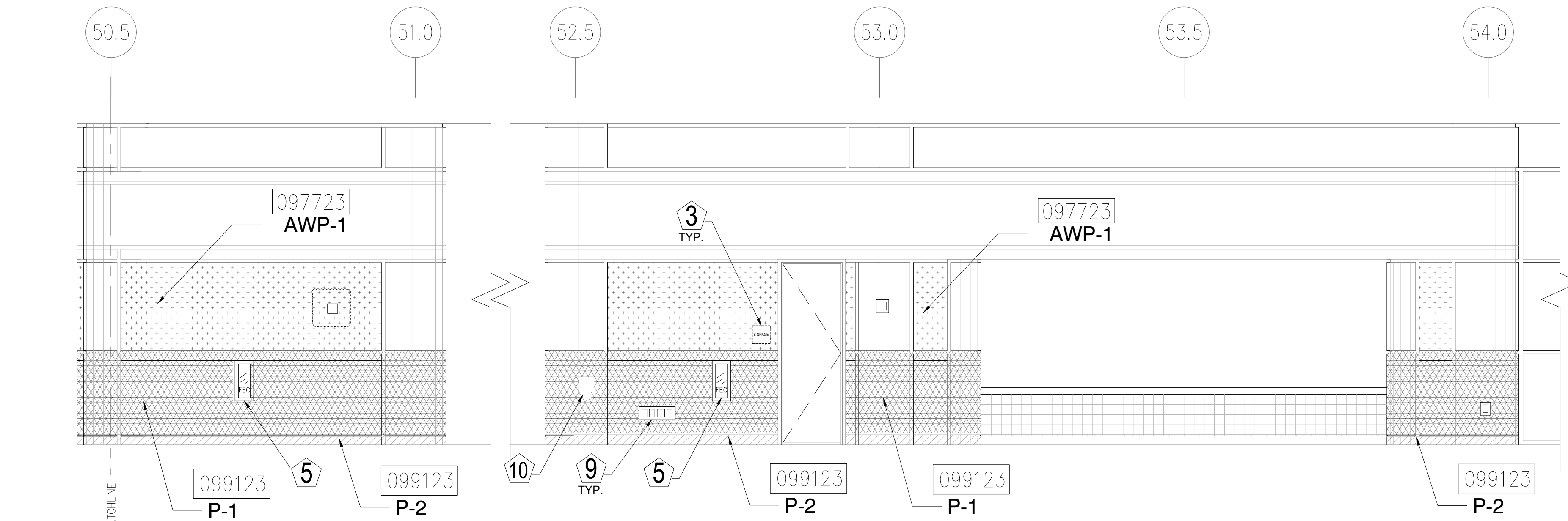
2 ELEVATION - LEVEL 200 - AREA A

1/4" = 1'-0"



3 ELEVATION - LEVEL 200 - AREA A

1/4" = 1'-0"



4 ELEVATION - LEVEL 200 - AREA A

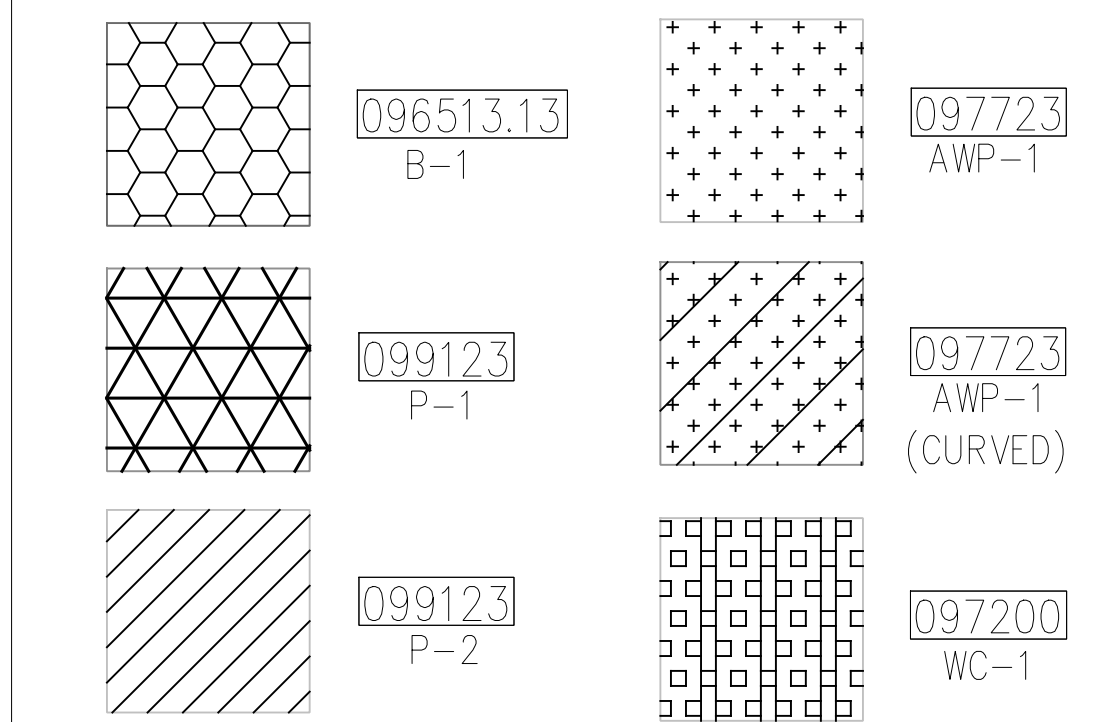
1/4" = 1'-0"

KEY NOTES:

- 097723 FABRIC WRAPPED PANELS
- 099123 INTERIOR PAINTING
- 097200 WALLCOVERING
- 096513.13 RESILIENT BASE

LEGEND:

SEE SHEET 18.001 FOR SPECIFICATIONS



NOTES:

- 1 ALL PANEL DIMENSIONS TO BE FIELD VERIFIED
- 2 PRECAST AROUND ELEVATOR TO RECEIVE NEW PAINT ABOVE AND BELOW REVEAL
- 3 ALL EXISTING SIGNS, DIRECTORIES, AND WALL MOUNTED GRAPHICS AND DISPLAYS SHALL BE REMOVED FOR PANEL REMOVAL, REPLACEMENT AND PAINTING, THEN RE-INSTALLED PER OWNER DIRECTION
- 4 CONTRACTOR SHALL COORDINATE WITH ORANGE COUNTY CONVENTION CENTER STAFF AND ELEVATOR CONTRACTOR FOR WORK AT ELEVATOR CAB SURROUNDS
- 5 CONTRACTOR SHALL REMOVE AND RE-INSTALL ALL WALL MOUNTED DEVICES AND COORDINATE WITH ORANGE COUNTY CONVENTION CENTER FACILITY STAFF
- 6 ALL RESTROOMS THAT HAVE PREVIOUSLY BEEN RENOVATED SHALL RECEIVE PAINT ON EXISTING EXPOSED PRE-CAST BASE
- 7 AREAS INDICATED AS "N.I.S." ARE NOT INCLUDED IN THIS SCOPE OF WORK
- 8 EXISTING MILLWORK TO REMAIN
- 9 CONTRACTOR SHALL REMOVE ALL RECEPTACLE COVER PLATES TO BE REMOVED PRIOR TO PAINTING AND RE-INSTALL UPON COMPLETION
- 10 DEVICES IN WALLS THAT CANNOT BE REMOVED SHALL BE MASKED OFF FOR PAINTING, INCLUDING RAILINGS
- 11 CONTRACTOR SHALL PROVIDE APPROVED "FIRE WATCH" STAFF AT ANY TIME THAT WHEN THE FIRE ALARM SYSTEM IS OFF FOR WORK IN PROGRESS
- 12 PRE-CAST BASE NOT TAGGED HAS EXISTING PAINT AND IS NOT PART OF THIS SCOPE
- 13 SEE SHEET 14.001 FOR WALL AND COLUMN CALL OUTS
- 14 PRE-CAST PLANTERS AND PARTIAL HEIGHT WALLS AT RAMP LOCATIONS TO RECEIVE PAINT ON HORIZONTAL AND VERTICAL SURFACES AS INDICATED
- 15 REMOVE EXISTING ACOUSTICAL FABRIC; SAND, PREP AND PAINT ACCESS PANEL FRONT
- 16 ACOUSTICAL WALL PANEL AT THIS LOCATION EXTENDS BEYOND MILLWORK. CONTRACTOR SHALL REMOVE PANEL AND INSTALL NEW PANEL.

SYMBOL LEGEND:

- A-107 AREA NUMBER
- ELEVATION MARKER
- DETAIL REFERENCE
- INTERIOR SIGNAGE
- CARD READER
- FIRE HORN/STROBE
- FIRE EXTINGUISHER CABINET
- FIRE HOSE CABINET
- AUTOMATIC EXTERNAL DEFIBRILLATOR
- EMERGENCY PHONE
- HOUSE PHONE
- FOOD CART RECEPTACLE
- RECEPTACLE/SWITCH COVER PLATE
- SINGLE RECEPTACLE
- DUPLEX RECEPTACLE

SEAL

REVISIONS

- 1
- 2
- 3
- 4

PROJECT INFORMATION

PROJECT NUMBER:
75316
DATE:
05/12/2017
SCALE:
1/4" = 1'-0"
ISSUED FOR:
100% CONSTRUCTION DOCUMENTS

DRAWN BY:
KCG
CHECKED BY:
JNK

DRAWING NUMBER

LEVEL 200 ELEVATIONS

15.201

This document is not an architectural or engineering study, drawing, specification, or design and is not to be used for construction of any load-bearing columns, load-bearing framing or walls of structures, or issuance of any building permit, except as otherwise provided by law.

KEY NOTES:

- 097723 FABRIC WRAPPED PANELS
- 099123 INTERIOR PAINTING
- 097200 WALLCOVERING
- 096513.13 RESILIENT BASE

LEGEND:


SEE SHEET 18.001 FOR SPECIFICATIONS

	096513.13 B-1		097723 AWP-1
	099123 P-1		097723 AWP-1 (CURVED)
	099123 P-2		097200 WC-1

NOTES:

- 1 ALL PANEL DIMENSIONS TO BE FIELD VERIFIED
- 2 PRECAST AROUND ELEVATOR TO RECEIVE NEW PAINT ABOVE AND BELOW REVEAL
- 3 ALL EXISTING SIGNS, DIRECTORIES, AND WALL MOUNTED GRAPHICS AND DISPLAYS SHALL BE REMOVED FOR PANEL REMOVAL, REPLACEMENT AND PAINTING, THEN RE-INSTALLED PER OWNER DIRECTION
- 4 CONTRACTOR SHALL COORDINATE WITH ORANGE COUNTY CONVENTION CENTER STAFF AND ELEVATOR CONTRACTOR FOR WORK AT ELEVATOR CAB SURROUNDS
- 5 CONTRACTOR SHALL REMOVE AND RE-INSTALL ALL WALL MOUNTED DEVICES AND COORDINATE WITH ORANGE COUNTY CONVENTION CENTER FACILITY STAFF
- 6 ALL RESTROOMS THAT HAVE PREVIOUSLY BEEN RENOVATED SHALL RECEIVE PAINT ON EXISTING EXPOSED PRE-CAST BASE
- 7 AREAS INDICATED AS "N.I.S." ARE NOT INCLUDED IN THIS SCOPE OF WORK
- 8 EXISTING MILLWORK TO REMAIN
- 9 CONTRACTOR SHALL REMOVE ALL RECEPTACLE COVER PLATES TO BE REMOVED PRIOR TO PAINTING AND RE-INSTALL UPON COMPLETION
- 10 DEVICES IN WALLS THAT CANNOT BE REMOVED SHALL BE MASKED OFF FOR PAINTING, INCLUDING RAILINGS
- 11 CONTRACTOR SHALL PROVIDE APPROVED "FIRE WATCH" STAFF AT ANY TIME THAT WHEN THE FIRE ALARM SYSTEM IS OFF FOR WORK IN PROGRESS
- 12 PRE-CAST BASE NOT TAGGED HAS EXISTING PAINT AND IS NOT PART OF THIS SCOPE
- 13 SEE SHEET 14.001 FOR WALL AND COLUMN CALL OUTS
- 14 PRE-CAST PLANTERS AND PARTIAL HEIGHT WALLS AT RAMP LOCATIONS TO RECEIVE PAINT ON HORIZONTAL AND VERTICAL SURFACES AS INDICATED
- 15 REMOVE EXISTING ACOUSTICAL FABRIC; SAND, PREP AND PAINT ACCESS PANEL FRONT
- 16 ACOUSTICAL WALL PANEL AT THIS LOCATION EXTENDS BEYOND MILLWORK. CONTRACTOR SHALL REMOVE PANEL AND INSTALL NEW PANEL.

SEAL



REVISIONS

NO.	DESCRIPTION
1	
2	
3	
4	

PROJECT INFORMATION

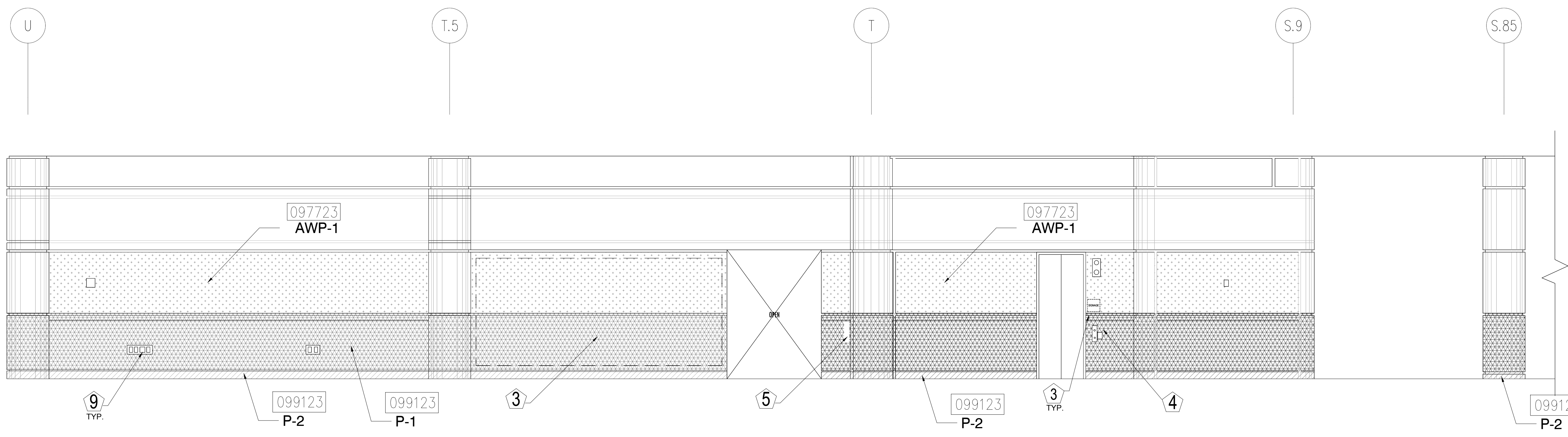
PROJECT NUMBER:
75316
DATE:
05/12/2017
SCALE:
1/4" = 1'-0"
ISSUED FOR:
100% CONSTRUCTION DOCUMENTS

DRAWN BY:
KCG
CHECKED BY:
JNK

DRAWING NUMBER
LEVEL 200 ELEVATIONS

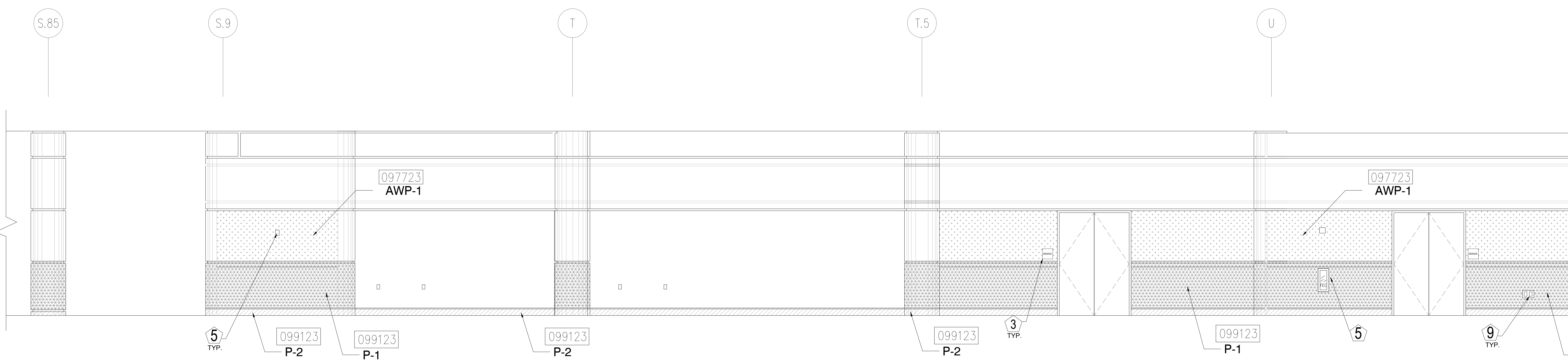
15.202

This document is not an architectural or engineering study, drawing, specification, or design and is not to be used for construction of any load-bearing columns, load-bearing framing or walls of structures, or issuance of any building permit, except as otherwise provided by law.



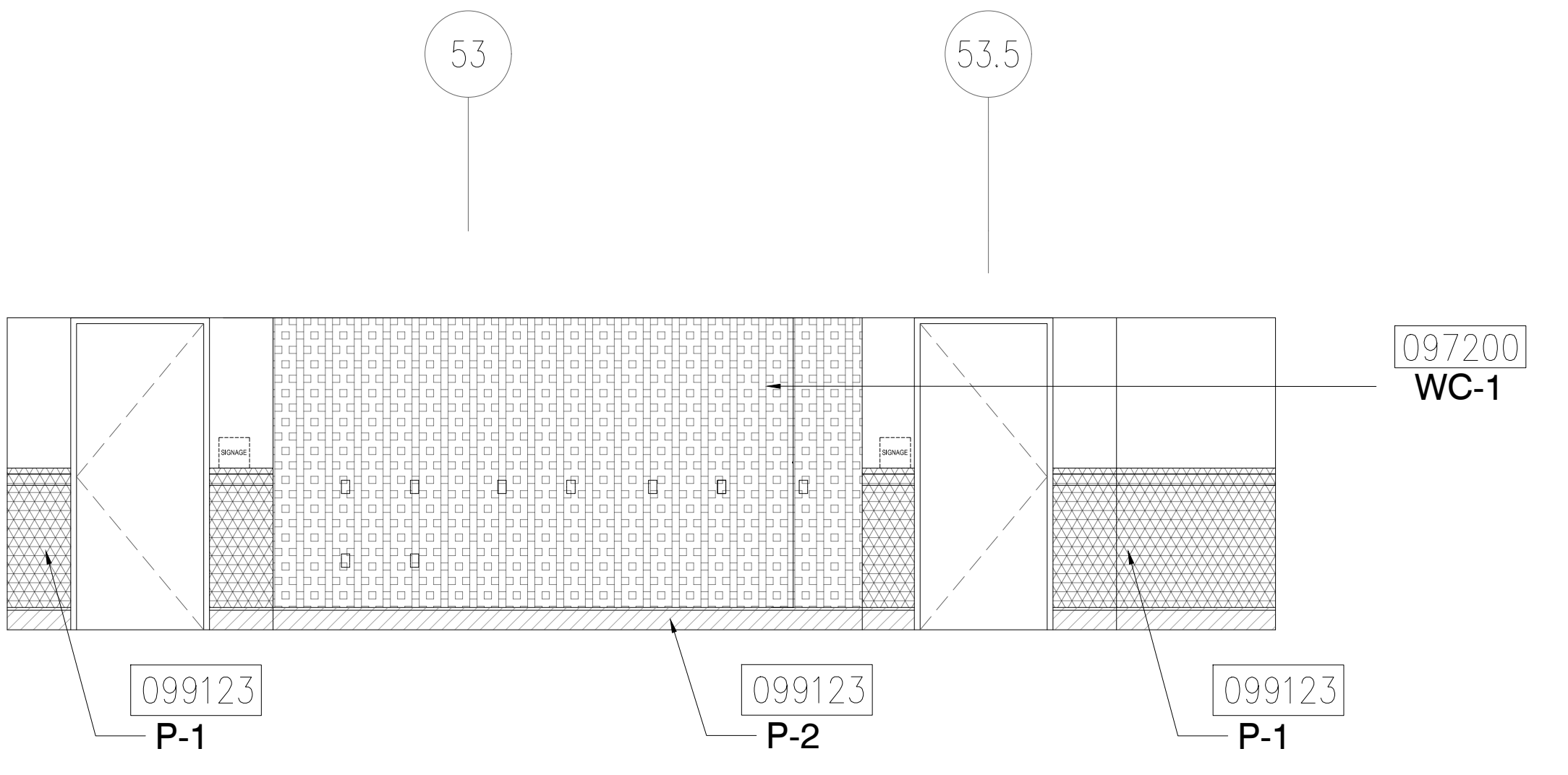
1 ELEVATION - LEVEL 200 - AREA A

1/4" = 1'-0"



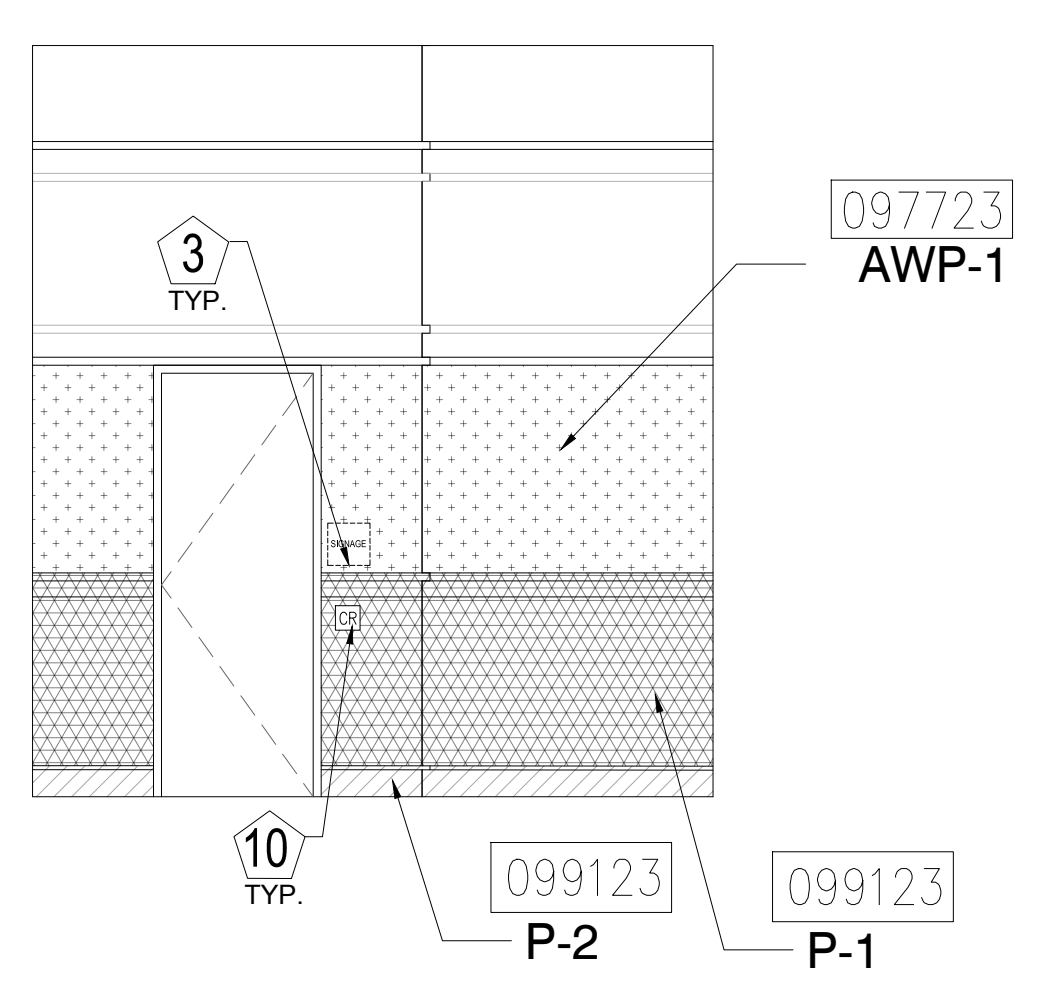
2 ELEVATION - LEVEL 200 - AREA A

1/4" = 1'-0"



3 ELEVATION - LEVEL 200 - AREA A

1/4" = 1'-0"



4 ELEVATION - LEVEL 200 - AREA A

1/4" = 1'-0"

SYMBOL LEGEND:

- A-107 AREA NUMBER
- ELEVATION MARKER
- DETAIL REFERENCE
- INTERIOR SIGNAGE
- CARD READER
- FIRE HORN/STROBE
- FIRE EXTINGUISHER CABINET
- FIRE HOSE CABINET
- AUTOMATIC EXTERNAL DEFIBRILLATOR
- EMERGENCY PHONE
- HOUSE PHONE
- FOOD CART RECEPTACLE
- RECEPTACLE/SWITCH COVER PLATE
- SINGLE RECEPTACLE
- DUPLEX RECEPTACLE

ORANGE COUNTY CONVENTION CENTER

**WEST BUILDING WALL PANELS
LEVEL 200**

KEY NOTES:

- 097723 FABRIC WRAPPED PANELS
- 099123 INTERIOR PAINTING
- 097200 WALLCOVERING
- 096513.13 RESILIENT BASE

LEGEND:

SEE SHEET 18.001 FOR SPECIFICATIONS

	096513.13 B-1		097723 AWP-1
	099123 P-1		097723 AWP-1 (CURVED)
	099123 P-2		097200 WC-1

NOTES:

- 1 ALL PANEL DIMENSIONS TO BE FIELD VERIFIED
- 2 PRECAST AROUND ELEVATOR TO RECEIVE NEW PAINT ABOVE AND BELOW REVEAL
- 3 ALL EXISTING SIGNS, DIRECTORIES, AND WALL MOUNTED GRAPHICS AND DISPLAYS SHALL BE REMOVED FOR PANEL REMOVAL, REPLACEMENT AND PAINTING, THEN RE-INSTALLED PER OWNER DIRECTION
- 4 CONTRACTOR SHALL COORDINATE WITH ORANGE COUNTY CONVENTION CENTER STAFF AND ELEVATOR CONTRACTOR FOR WORK AT ELEVATOR CAB SURROUNDS
- 5 CONTRACTOR SHALL REMOVE AND RE-INSTALL ALL WALL MOUNTED DEVICES AND COORDINATE WITH ORANGE COUNTY CONVENTION CENTER FACILITY STAFF
- 6 ALL RESTROOMS THAT HAVE PREVIOUSLY BEEN RENOVATED SHALL RECEIVE PAINT ON EXISTING EXPOSED PRE-CAST BASE
- 7 AREAS INDICATED AS "N.I.S." ARE NOT INCLUDED IN THIS SCOPE OF WORK
- 8 EXISTING MILLWORK TO REMAIN
- 9 CONTRACTOR SHALL REMOVE ALL RECEPTACLE COVER PLATES TO BE REMOVED PRIOR TO PAINTING AND RE-INSTALL UPON COMPLETION
- 10 DEVICES IN WALLS THAT CANNOT BE REMOVED SHALL BE MASKED OFF FOR PAINTING, INCLUDING RAILINGS
- 11 CONTRACTOR SHALL PROVIDE APPROVED "FIRE WATCH" STAFF AT ANY TIME THAT WHEN THE FIRE ALARM SYSTEM IS OFF FOR WORK IN PROGRESS
- 12 PRE-CAST BASE NOT TAGGED HAS EXISTING PAINT AND IS NOT PART OF THIS SCOPE
- 13 SEE SHEET 14.001 FOR WALL AND COLUMN CALL OUTS
- 14 PRE-CAST PLANTERS AND PARTIAL HEIGHT WALLS AT RAMP LOCATIONS TO RECEIVE PAINT ON HORIZONTAL AND VERTICAL SURFACES AS INDICATED
- 15 REMOVE EXISTING ACOUSTICAL FABRIC; SAND, PREP AND PAINT ACCESS PANEL FRONT
- 16 ACOUSTICAL WALL PANEL AT THIS LOCATION EXTENDS BEYOND MILLWORK. CONTRACTOR SHALL REMOVE PANEL AND INSTALL NEW PANEL.

SYMBOL LEGEND:

- | | | |
|--|-------|----------------------------------|
| | A-107 | AREA NUMBER |
| | | ELEVATION MARKER |
| | | DETAIL REFERENCE |
| | SI | INTERIOR SIGNAGE |
| | CR | CARD READER |
| | | FIRE HORN/STROBE |
| | FEC | FIRE EXTINGUISHER CABINET |
| | FHC | FIRE HOSE CABINET |
| | AED | AUTOMATIC EXTERNAL DEFIBRILLATOR |
| | | EMERGENCY PHONE |
| | | HOUSE PHONE |
| | | FOOD CART RECEPTACLE |
| | | RECEPTACLE/SWITCH COVER PLATE |
| | | SINGLE RECEPTACLE |
| | | DUPLEX RECEPTACLE |

SEAL

REVISIONS

- | | |
|--|---|
| | 1 |
| | 2 |
| | 3 |
| | 4 |

PROJECT INFORMATION

PROJECT NUMBER:
75316
DATE:
05/12/2017
SCALE:
1/4" = 1'-0"
ISSUED FOR:
100% CONSTRUCTION DOCUMENTS

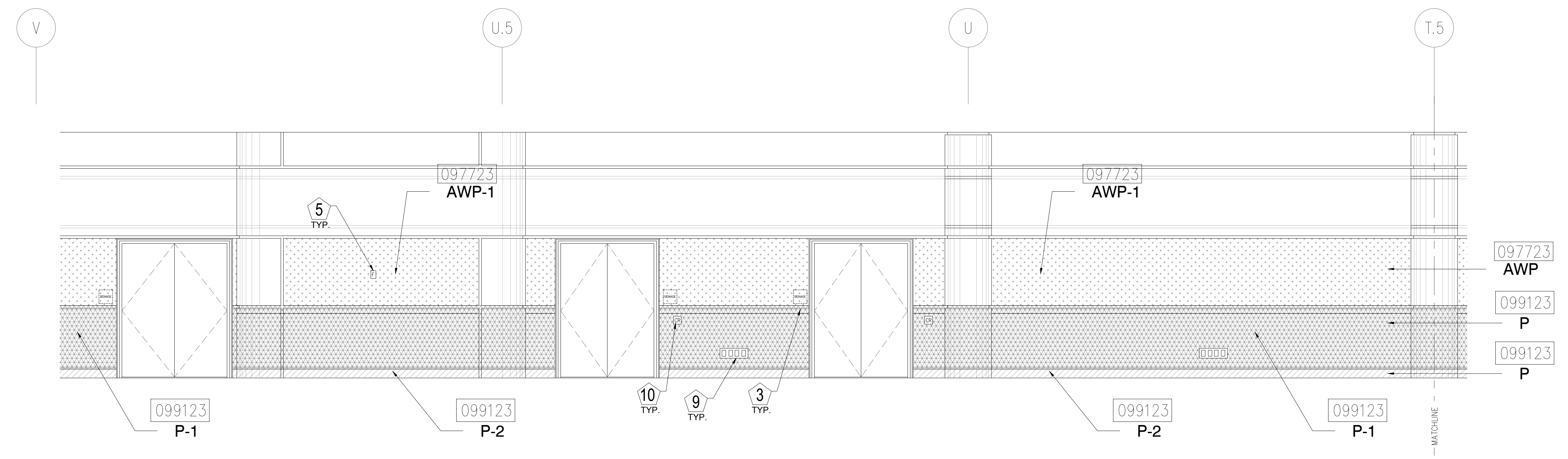
DRAWN BY:
KG
CHECKED BY:
JNK

DRAWING NUMBER

LEVEL 200 ELEVATIONS

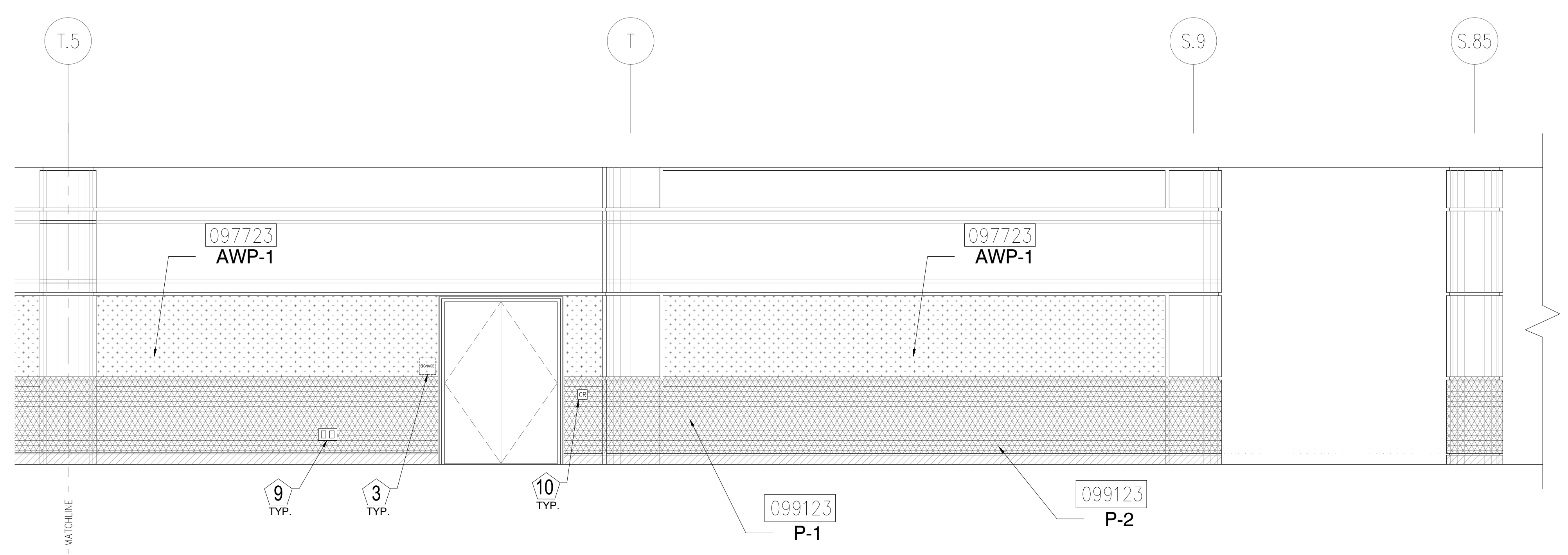
15.203

This document is not an architectural or engineering study, drawing, specification, or design and is not to be used for construction of any load-bearing columns, load-bearing framing or walls of structures, or issuance of any building permit, except as otherwise provided by law.



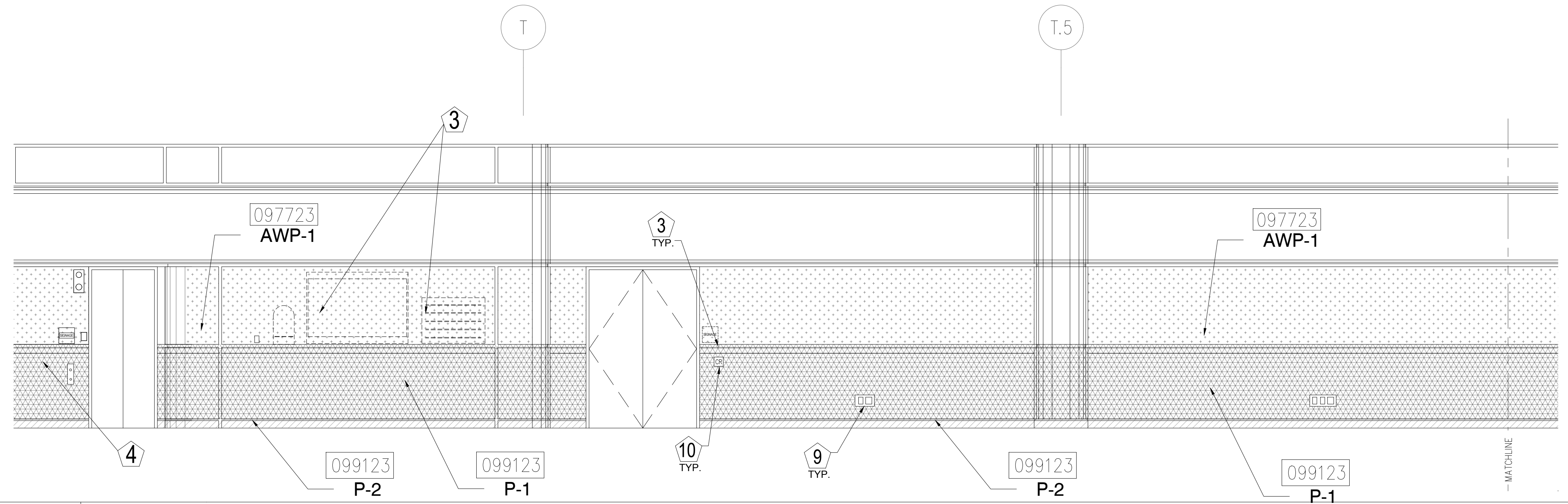
1 ELEVATION - LEVEL 200 - AREA B

1/4" = 1'-0"



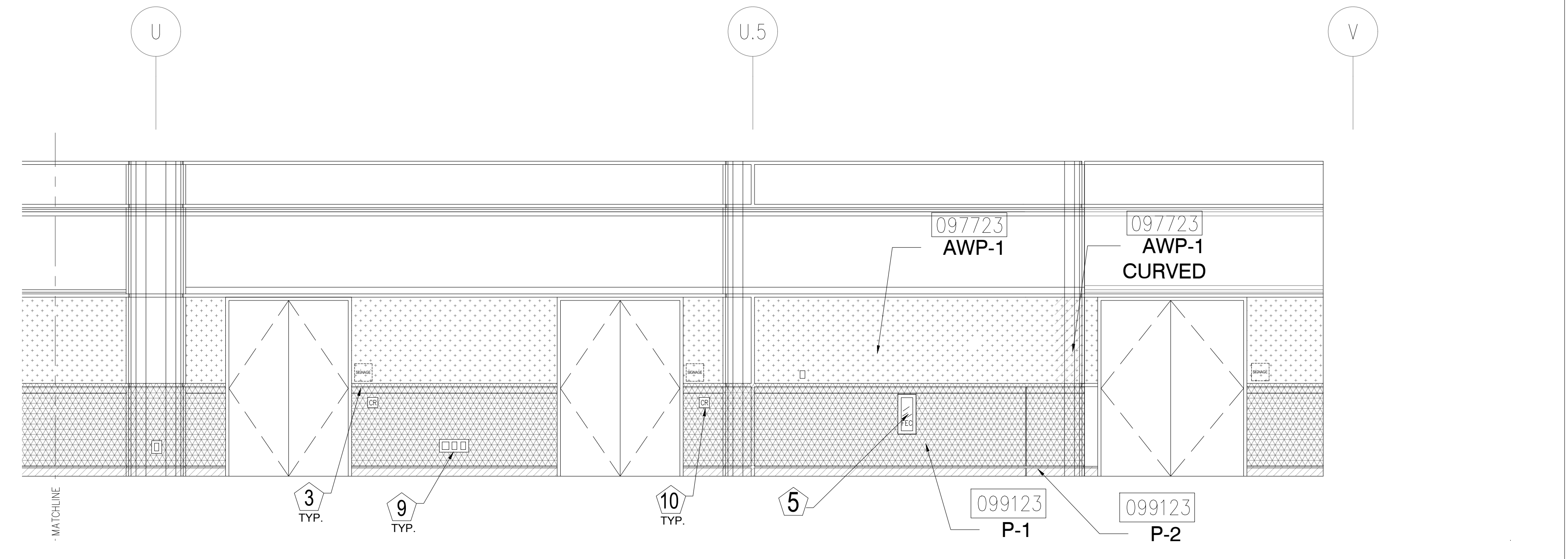
2 ELEVATION - LEVEL 200 - AREA B

1/4" = 1'-0"



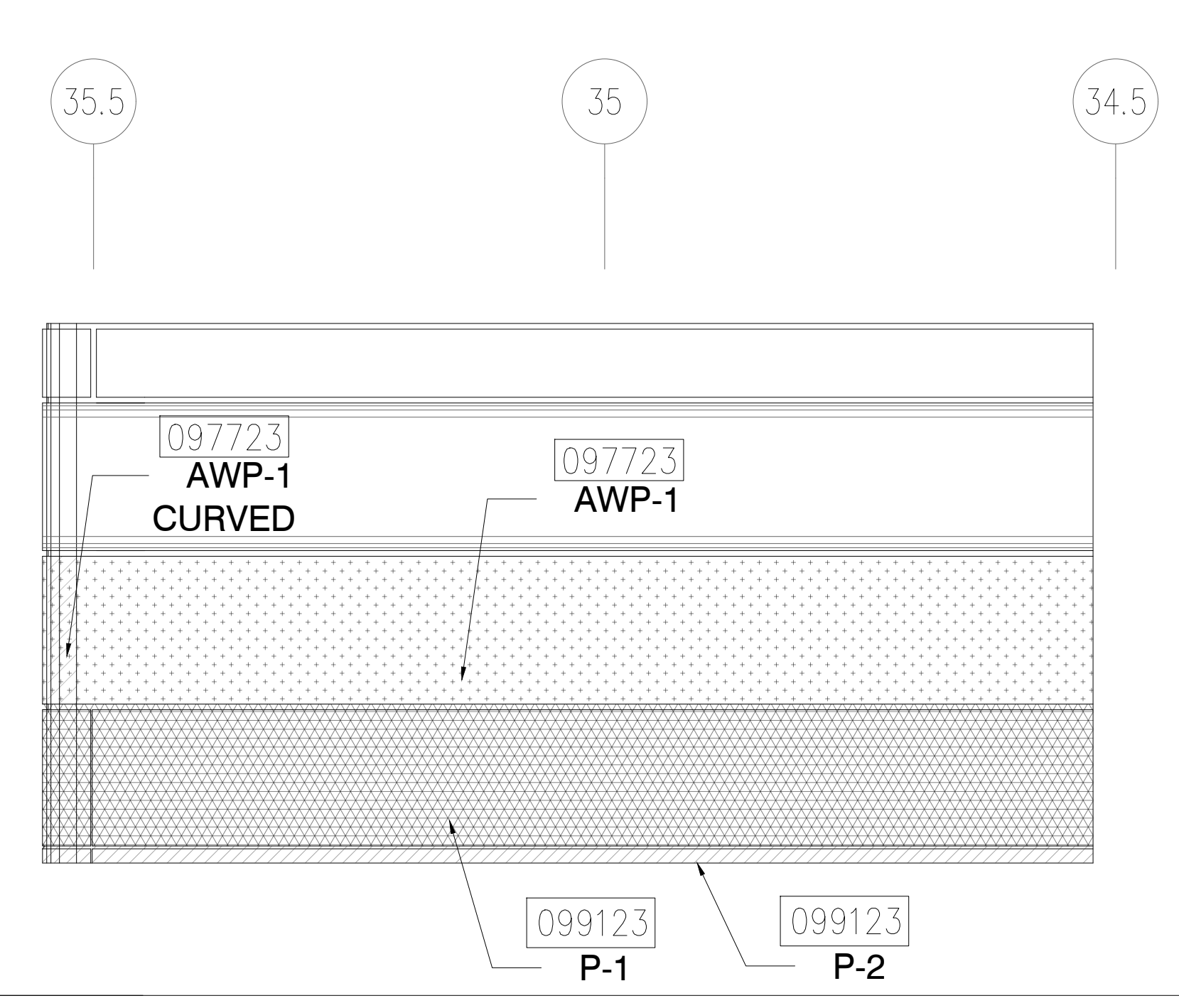
3 ELEVATION - LEVEL 200 - AREA B

1/4" = 1'-0"



4 ELEVATION - LEVEL 200 - AREA B

1/4" = 1'-0"



5 ELEVATION - LEVEL 200 - AREA B

1/4" = 1'-0"

ORANGE COUNTY CONVENTION CENTER
WEST BUILDING WALL PANELS
LEVEL 200

KEY NOTES:

- 097723 FABRIC WRAPPED PANELS
- 099123 INTERIOR PAINTING
- 097200 WALLCOVERING
- 096513.13 RESILIENT BASE

LEGEND:

SEE SHEET 18.001 FOR SPECIFICATIONS

	096513.13 B-1		097723 AWP-1
	099123 P-1		097723 AWP-1 (CURVED)
	099123 P-2		097200 WC-1

NOTES:

- 1 ALL PANEL DIMENSIONS TO BE FIELD VERIFIED
- 2 PRECAST AROUND ELEVATOR TO RECEIVE NEW PAINT ABOVE AND BELOW REVEAL
- 3 ALL EXISTING SIGNS, DIRECTORIES, AND WALL MOUNTED GRAPHICS AND DISPLAYS SHALL BE REMOVED FOR PANEL REMOVAL, REPLACEMENT AND PAINTING, THEN RE-INSTALLED PER OWNER DIRECTION
- 4 CONTRACTOR SHALL COORDINATE WITH ORANGE COUNTY CONVENTION CENTER STAFF AND ELEVATOR CONTRACTOR FOR WORK AT ELEVATOR CAB SURROUNDS
- 5 CONTRACTOR SHALL REMOVE AND RE-INSTALL ALL WALL MOUNTED DEVICES AND COORDINATE WITH ORANGE COUNTY CONVENTION CENTER FACILITY STAFF
- 6 ALL RESTROOMS THAT HAVE PREVIOUSLY BEEN RENOVATED SHALL RECEIVE PAINT ON EXISTING EXPOSED PRE-CAST BASE
- 7 AREAS INDICATED AS "N.I.S." ARE NOT INCLUDED IN THIS SCOPE OF WORK
- 8 EXISTING MILLWORK TO REMAIN
- 9 CONTRACTOR SHALL REMOVE ALL RECEPTACLE COVER PLATES TO BE REMOVED PRIOR TO PAINTING AND RE-INSTALL UPON COMPLETION
- 10 DEVICES IN WALLS THAT CANNOT BE REMOVED SHALL BE MASKED OFF FOR PAINTING, INCLUDING RAILINGS
- 11 CONTRACTOR SHALL PROVIDE APPROVED "FIRE WATCH" STAFF AT ANY TIME THAT WHEN THE FIRE ALARM SYSTEM IS OFF FOR WORK IN PROGRESS
- 12 PRE-CAST BASE NOT TAGGED HAS EXISTING PAINT AND IS NOT PART OF THIS SCOPE
- 13 SEE SHEET 14.001 FOR WALL AND COLUMN CALL OUTS
- 14 PRE-CAST PLANTERS AND PARTIAL HEIGHT WALLS AT RAMP LOCATIONS TO RECEIVE PAINT ON HORIZONTAL AND VERTICAL SURFACES AS INDICATED
- 15 REMOVE EXISTING ACOUSTICAL FABRIC; SAND, PREP AND PAINT ACCESS PANEL FRONT
- 16 ACOUSTICAL WALL PANEL AT THIS LOCATION EXTENDS BEYOND MILLWORK. CONTRACTOR SHALL REMOVE PANEL AND INSTALL NEW PANEL.

SYMBOL LEGEND:

- A-107 AREA NUMBER
- ELEVATION MARKER
- DETAIL REFERENCE
- ORANGE INTERIOR SIGNAGE
- CR CARD READER
- FIRE HORN/STROBE
- FEC FIRE EXTINGUISHER CABINET
- FHC FIRE HOSE CABINET
- AED AUTOMATIC EXTERNAL DEFIBRILLATOR
- EMERGENCY PHONE
- HOUSE PHONE
- FOOD CART RECEPTACLE
- RECEPTACLE/SWITCH COVER PLATE
- SINGLE RECEPTACLE
- DUPLEX RECEPTACLE

SEAL

REVISIONS

- 1
- 2
- 3
- 4

PROJECT INFORMATION

PROJECT NUMBER:
75316
DATE:
05/12/2017
SCALE:
1/4" = 1'-0"
ISSUED FOR:
100% CONSTRUCTION DOCUMENTS

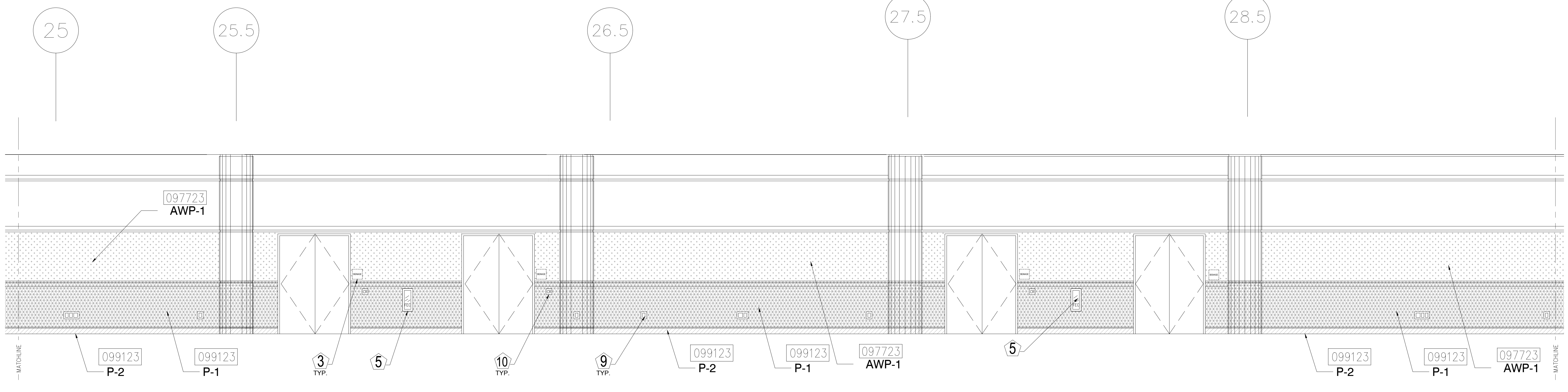
DRAWN BY:
KG
CHECKED BY:
JNK

DRAWING NUMBER

LEVEL 200 ELEVATIONS

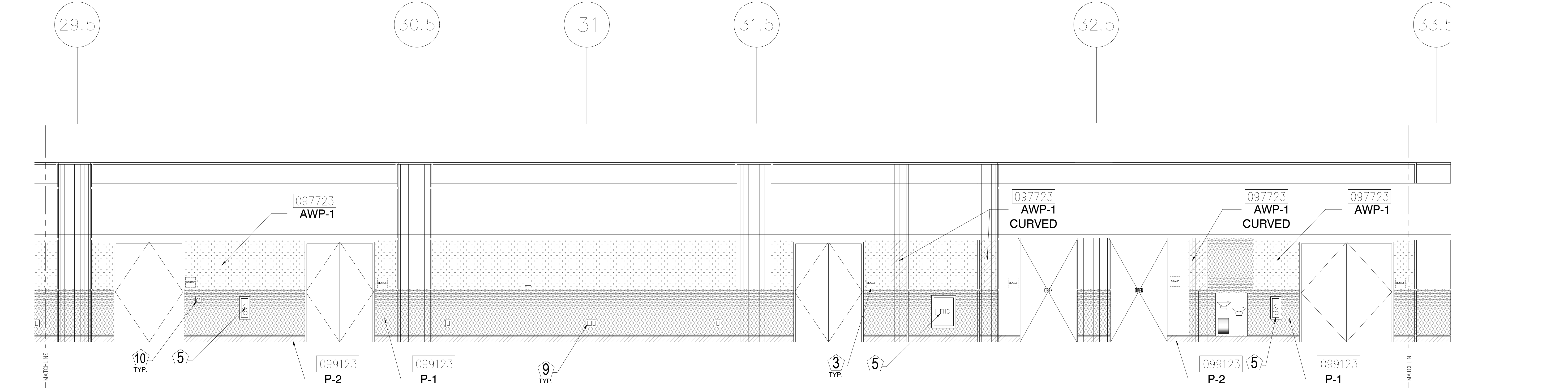
15.204

This document is not an architectural or engineering study, drawing, specification, or design and is not to be used for construction of any load-bearing columns, load-bearing framing or walls of structures, or issuance of any building permit, except as otherwise provided by law.



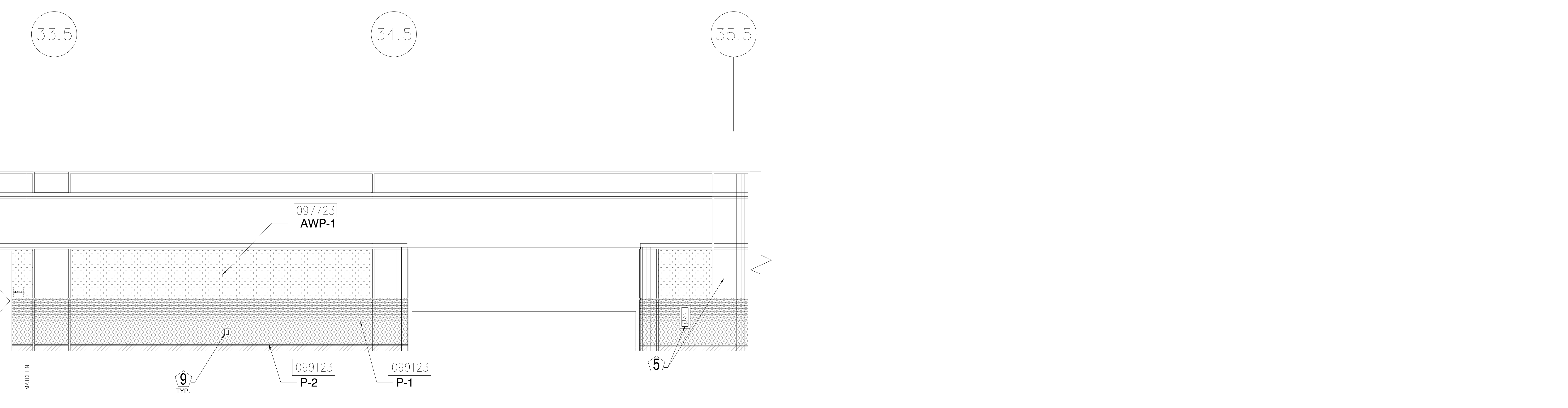
1 ELEVATION - LEVEL 200 - AREA B

1/4" = 1'-0"



2 ELEVATION - LEVEL 200 - AREA B

1/4" = 1'-0"



3 ELEVATION - LEVEL 200 - AREA B

1/4" = 1'-0"

ORANGE COUNTY CONVENTION CENTER
WEST BUILDING WALL PANELS
LEVEL 200

KEY NOTES:

- 097723 FABRIC WRAPPED PANELS
- 099123 INTERIOR PAINTING
- 097200 WALLCOVERING
- 096513.13 RESILIENT BASE

LEGEND:

SEE SHEET 18.001 FOR SPECIFICATIONS

	096513.13 B-1		097723 AWP-1
	099123 P-1		097723 AWP-1 (CURVED)
	099123 P-2		097200 WC-1

NOTES:

- 1 ALL PANEL DIMENSIONS TO BE FIELD VERIFIED
- 2 PRECAST AROUND ELEVATOR TO RECEIVE NEW PAINT ABOVE AND BELOW REVEAL
- 3 ALL EXISTING SIGNS, DIRECTORIES, AND WALL MOUNTED GRAPHICS AND DISPLAYS SHALL BE REMOVED FOR PANEL REMOVAL, REPLACEMENT AND PAINTING, THEN RE-INSTALLED PER OWNER DIRECTION
- 4 CONTRACTOR SHALL COORDINATE WITH ORANGE COUNTY CONVENTION CENTER STAFF AND ELEVATOR CONTRACTOR FOR WORK AT ELEVATOR CAB SURROUNDS
- 5 CONTRACTOR SHALL REMOVE AND RE-INSTALL ALL WALL MOUNTED DEVICES AND COORDINATE WITH ORANGE COUNTY CONVENTION CENTER FACILITY STAFF
- 6 ALL RESTROOMS THAT HAVE PREVIOUSLY BEEN RENOVATED SHALL RECEIVE PAINT ON EXISTING EXPOSED PRE-CAST BASE
- 7 AREAS INDICATED AS "N.I.S." ARE NOT INCLUDED IN THIS SCOPE OF WORK
- 8 EXISTING MILLWORK TO REMAIN
- 9 CONTRACTOR SHALL REMOVE ALL RECEPTACLE COVER PLATES TO BE REMOVED PRIOR TO PAINTING AND RE-INSTALL UPON COMPLETION
- 10 DEVICES IN WALLS THAT CANNOT BE REMOVED SHALL BE MASKED OFF FOR PAINTING, INCLUDING RAILINGS
- 11 CONTRACTOR SHALL PROVIDE APPROVED "FIRE WATCH" STAFF AT ANY TIME THAT WHEN THE FIRE ALARM SYSTEM IS OFF FOR WORK IN PROGRESS
- 12 PRE-CAST BASE NOT TAGGED HAS EXISTING PAINT AND IS NOT PART OF THIS SCOPE
- 13 SEE SHEET 14.001 FOR WALL AND COLUMN CALL OUTS
- 14 PRE-CAST PLANTERS AND PARTIAL HEIGHT WALLS AT RAMP LOCATIONS TO RECEIVE PAINT ON HORIZONTAL AND VERTICAL SURFACES AS INDICATED
- 15 REMOVE EXISTING ACOUSTICAL FABRIC; SAND, PREP AND PAINT ACCESS PANEL FRONT
- 16 ACOUSTICAL WALL PANEL AT THIS LOCATION EXTENDS BEYOND MILLWORK. CONTRACTOR SHALL REMOVE PANEL AND INSTALL NEW PANEL.

SYMBOL LEGEND:

- | | | |
|--|--------|----------------------------------|
| | A-107 | AREA NUMBER |
| | | ELEVATION MARKER |
| | | DETAIL REFERENCE |
| | ORANGE | INTERIOR SIGNAGE |
| | CR | CARD READER |
| | | FIRE HORN/STROBE |
| | FEC | FIRE EXTINGUISHER CABINET |
| | FHC | FIRE HOSE CABINET |
| | AED | AUTOMATIC EXTERNAL DEFIBRILLATOR |
| | | EMERGENCY PHONE |
| | | HOUSE PHONE |
| | | FOOD CART RECEPTACLE |
| | | RECEPTACLE/SWITCH COVER PLATE |
| | | SINGLE RECEPTACLE |
| | | DUPLEX RECEPTACLE |

SEAL

REVISIONS

- | | |
|--|---|
| | 1 |
| | 2 |
| | 3 |
| | 4 |

PROJECT INFORMATION

PROJECT NUMBER:
75316
DATE:
05/12/2017
SCALE:
1/4" = 1'-0"
ISSUED FOR:
100% CONSTRUCTION DOCUMENTS

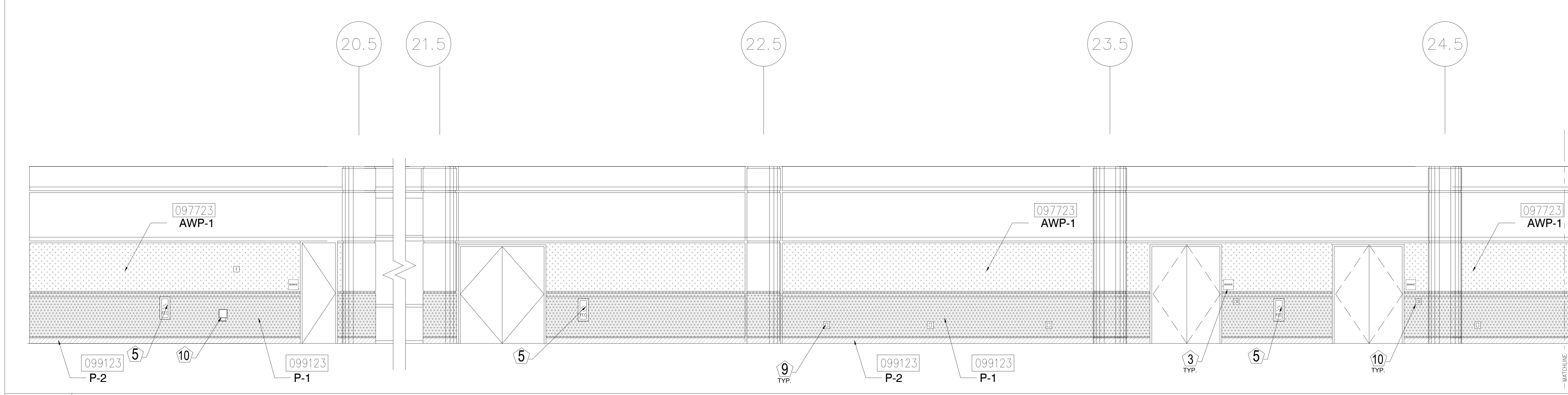
DRAWN BY:
KG
CHECKED BY:
JNK

DRAWING NUMBER

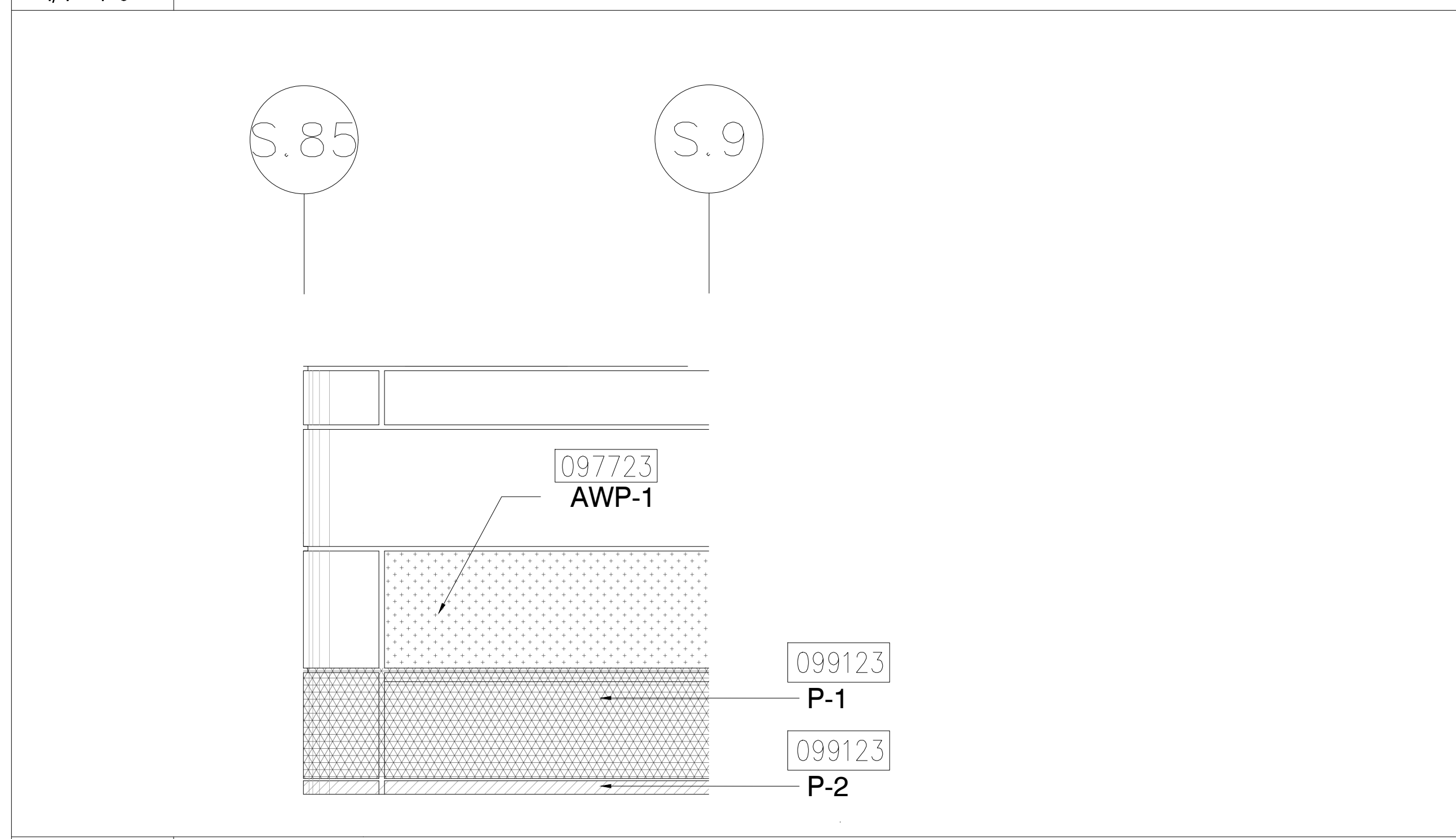
LEVEL 200 ELEVATIONS

15.205

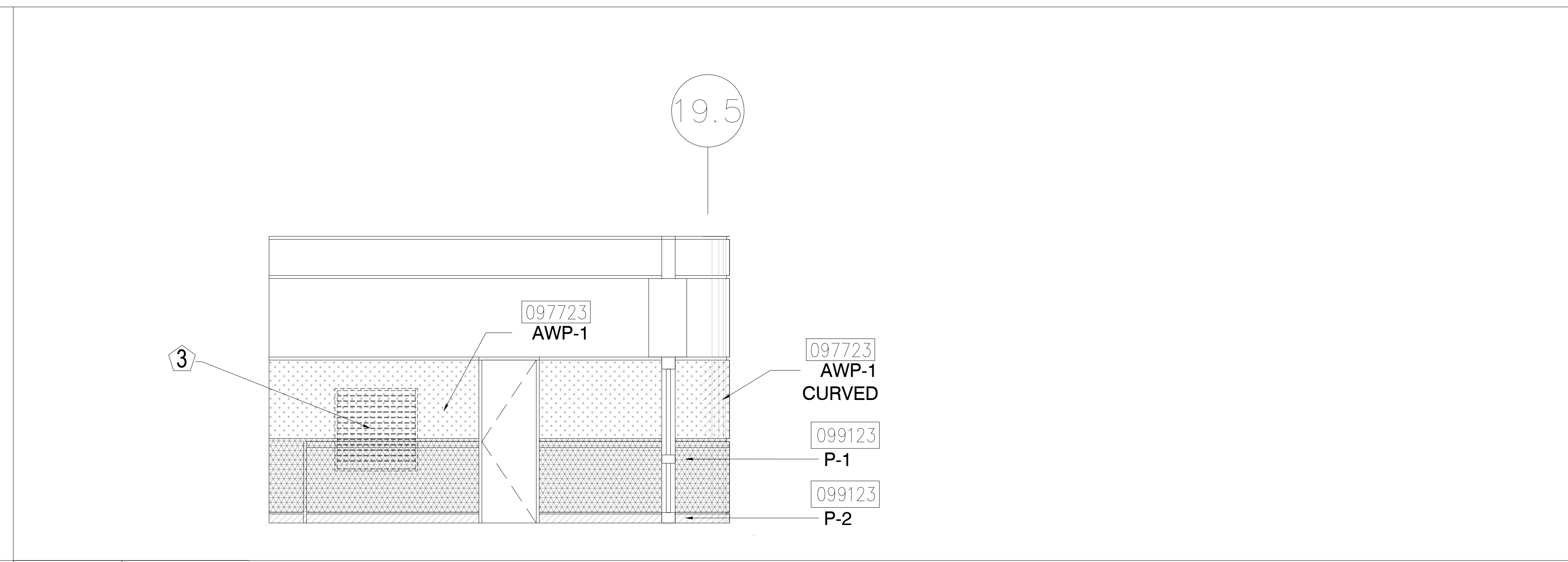
This document is not an architectural or engineering study, drawing, specification, or design and is not to be used for construction of any load-bearing columns, load-bearing framing or walls of structures, or issuance of any building permit, except as otherwise provided by law.



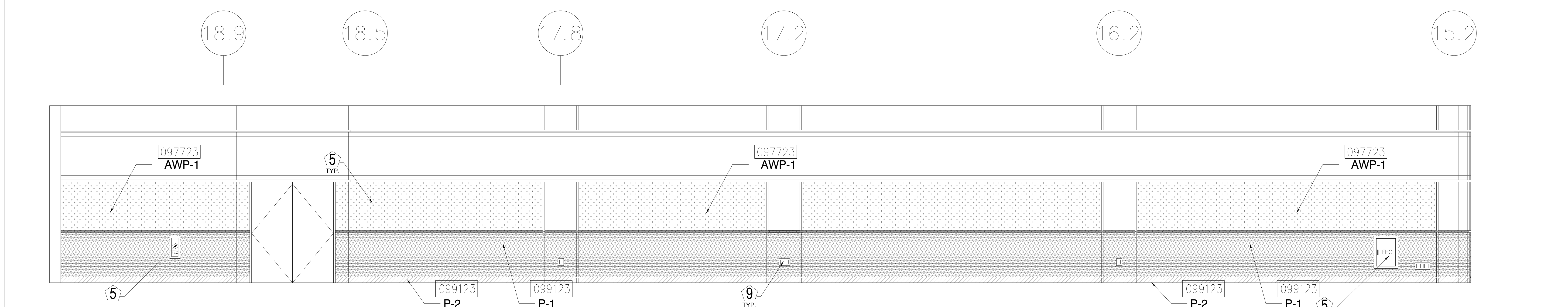
1 ELEVATION - LEVEL 200 - AREA C
1/4" = 1'-0"



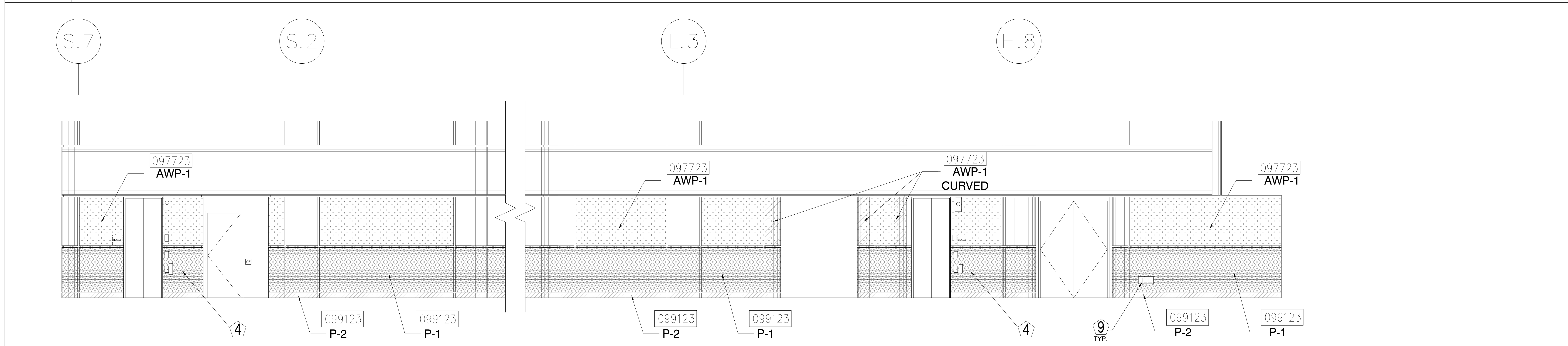
2 ELEVATION - LEVEL 200 - AREA C
1/4" = 1'-0"



3 ELEVATION - LEVEL 200 - AREA C
1/4" = 1'-0"



4 ELEVATION - LEVEL 200 - AREA C
1/4" = 1'-0"



5 ELEVATION - LEVEL 200 - AREA C
1/4" = 1'-0"

ORANGE COUNTY CONVENTION CENTER
WEST BUILDING WALL PANELS
LEVEL 200

KEY NOTES:

- 097723 FABRIC WRAPPED PANELS
- 099123 INTERIOR PAINTING
- 097200 WALLCOVERING
- 096513.13 RESILIENT BASE

LEGEND:

SEE SHEET 18.001 FOR SPECIFICATIONS

	096513.13 B-1		097723 AWP-1
	099123 P-1		097723 AWP-1 (CURVED)
	099123 P-2		097200 WC-1

NOTES:

- 1 ALL PANEL DIMENSIONS TO BE FIELD VERIFIED
- 2 PRECAST AROUND ELEVATOR TO RECEIVE NEW PAINT ABOVE AND BELOW REVEAL
- 3 ALL EXISTING SIGNS, DIRECTORIES, AND WALL MOUNTED GRAPHICS AND DISPLAYS SHALL BE REMOVED FOR PANEL REMOVAL, REPLACEMENT AND PAINTING, THEN RE-INSTALLED PER OWNER DIRECTION
- 4 CONTRACTOR SHALL COORDINATE WITH ORANGE COUNTY CONVENTION CENTER STAFF AND ELEVATOR CONTRACTOR FOR WORK AT ELEVATOR CAB SURROUNDS
- 5 CONTRACTOR SHALL REMOVE AND RE-INSTALL ALL WALL MOUNTED DEVICES AND COORDINATE WITH ORANGE COUNTY CONVENTION CENTER FACILITY STAFF
- 6 ALL RESTROOMS THAT HAVE PREVIOUSLY BEEN RENOVATED SHALL RECEIVE PAINT ON EXISTING EXPOSED PRE-CAST BASE
- 7 AREAS INDICATED AS "N.I.S." ARE NOT INCLUDED IN THIS SCOPE OF WORK
- 8 EXISTING MILLWORK TO REMAIN
- 9 CONTRACTOR SHALL REMOVE ALL RECEPTACLE COVER PLATES TO BE REMOVED PRIOR TO PAINTING AND RE-INSTALL UPON COMPLETION
- 10 DEVICES IN WALLS THAT CANNOT BE REMOVED SHALL BE MASKED OFF FOR PAINTING, INCLUDING RAILINGS
- 11 CONTRACTOR SHALL PROVIDE APPROVED "FIRE WATCH" STAFF AT ANY TIME THAT WHEN THE FIRE ALARM SYSTEM IS OFF FOR WORK IN PROGRESS
- 12 PRE-CAST BASE NOT TAGGED HAS EXISTING PAINT AND IS NOT PART OF THIS SCOPE
- 13 SEE SHEET 14.001 FOR WALL AND COLUMN CALL OUTS
- 14 PRE-CAST PLANTERS AND PARTIAL HEIGHT WALLS AT RAMP LOCATIONS TO RECEIVE PAINT ON HORIZONTAL AND VERTICAL SURFACES AS INDICATED
- 15 REMOVE EXISTING ACOUSTICAL FABRIC; SAND, PREP AND PAINT ACCESS PANEL FRONT
- 16 ACOUSTICAL WALL PANEL AT THIS LOCATION EXTENDS BEYOND MILLWORK. CONTRACTOR SHALL REMOVE PANEL AND INSTALL NEW PANEL.

SYMBOL LEGEND:

- | | | |
|--|--------|----------------------------------|
| | A-107 | AREA NUMBER |
| | | ELEVATION MARKER |
| | | DETAIL REFERENCE |
| | ORANGE | INTERIOR SIGNAGE |
| | CR | CARD READER |
| | | FIRE HORN/STROBE |
| | FEC | FIRE EXTINGUISHER CABINET |
| | FHC | FIRE HOSE CABINET |
| | AED | AUTOMATIC EXTERNAL DEFIBRILLATOR |
| | | EMERGENCY PHONE |
| | | HOUSE PHONE |
| | | FOOD CART RECEPTACLE |
| | | RECEPTACLE/SWITCH COVER PLATE |
| | | SINGLE RECEPTACLE |
| | | DUPLEX RECEPTACLE |

SEAL

REVISIONS

- 1
- 2
- 3
- 4

PROJECT INFORMATION

PROJECT NUMBER:
75316
DATE:
05/12/2017
SCALE:
1/4" = 1'-0"
ISSUED FOR:
100% CONSTRUCTION DOCUMENTS

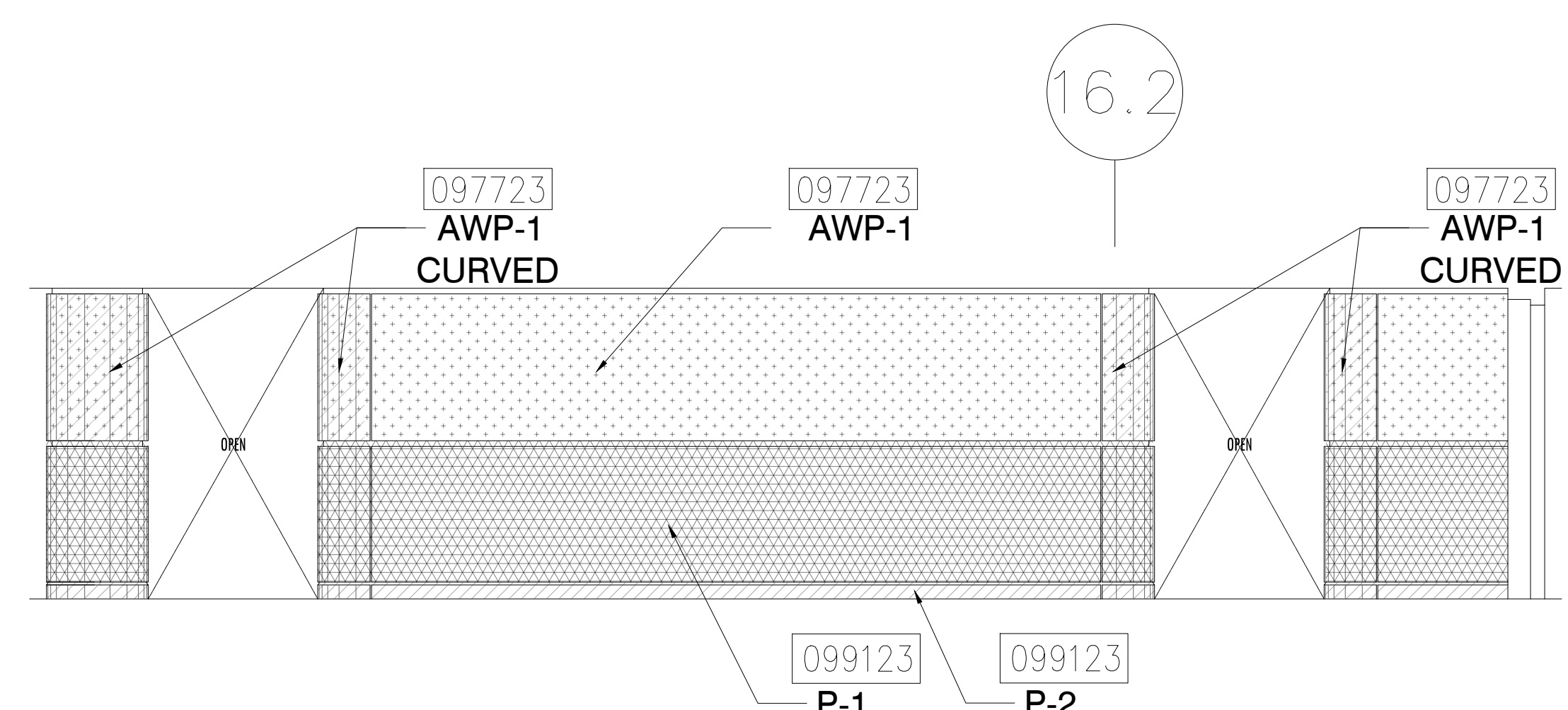
DRAWN BY:
KG
CHECKED BY:
JNK

DRAWING NUMBER

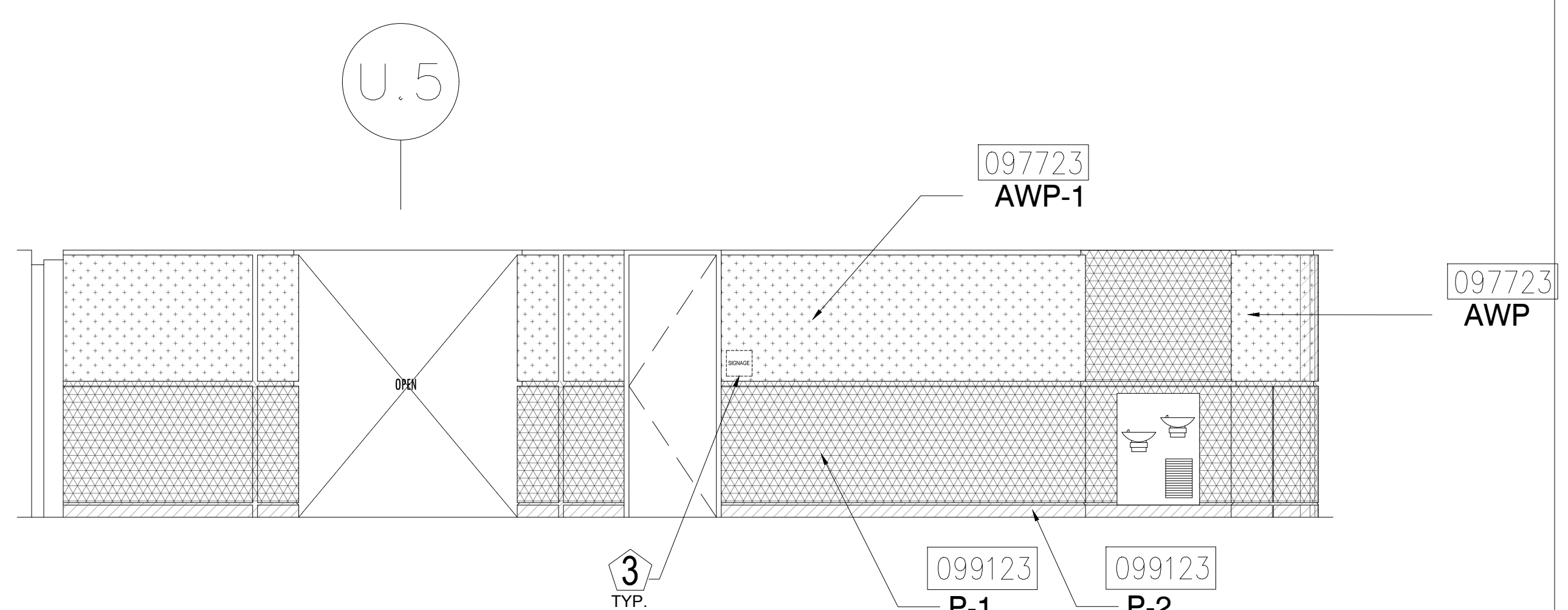
LEVEL 200 ELEVATIONS

15.206

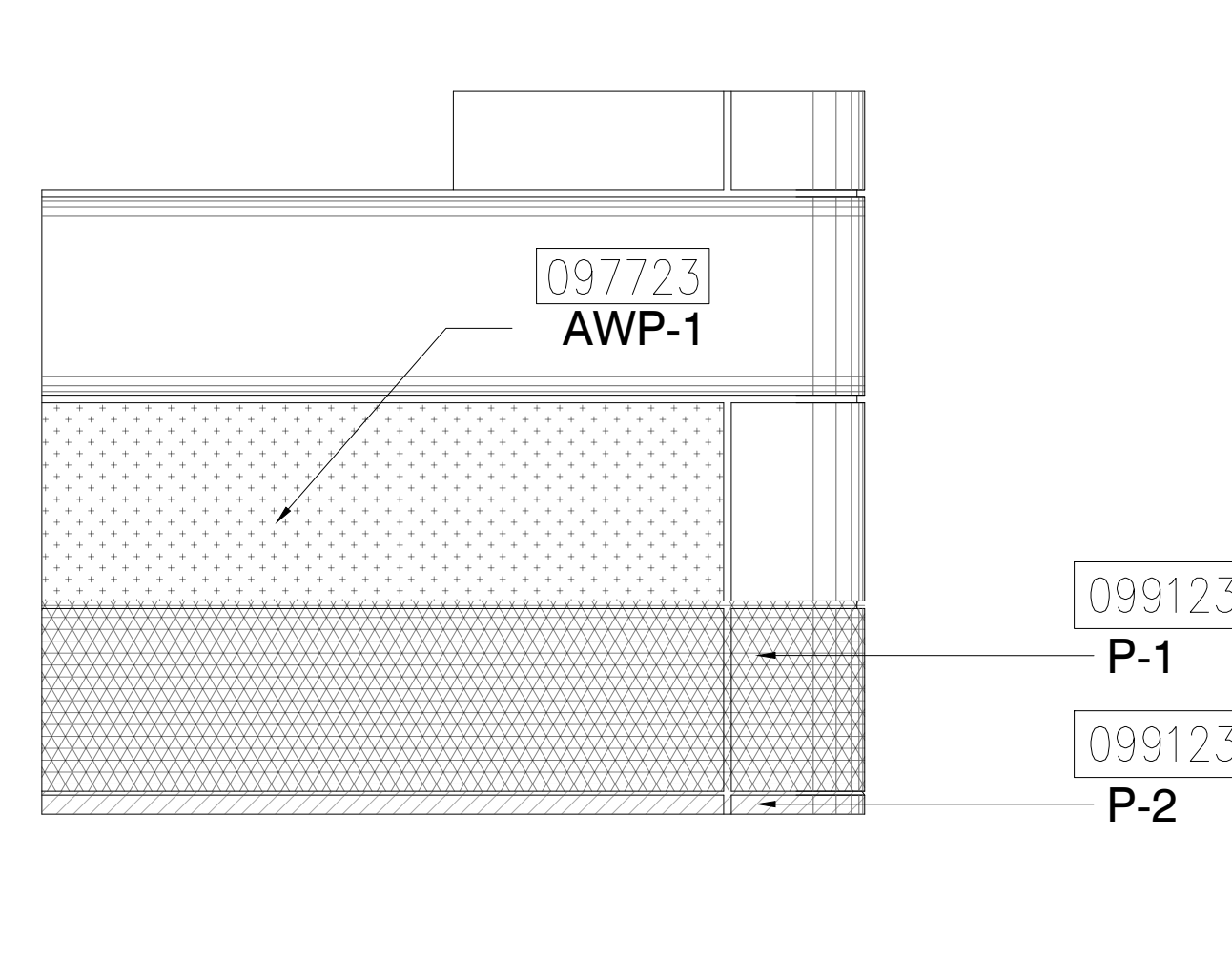
This document is not an architectural or engineering study, drawing, specification, or design and is not to be used for construction of any load-bearing columns, load-bearing framing or walls of structures, or issuance of any building permit, except as otherwise provided by law.



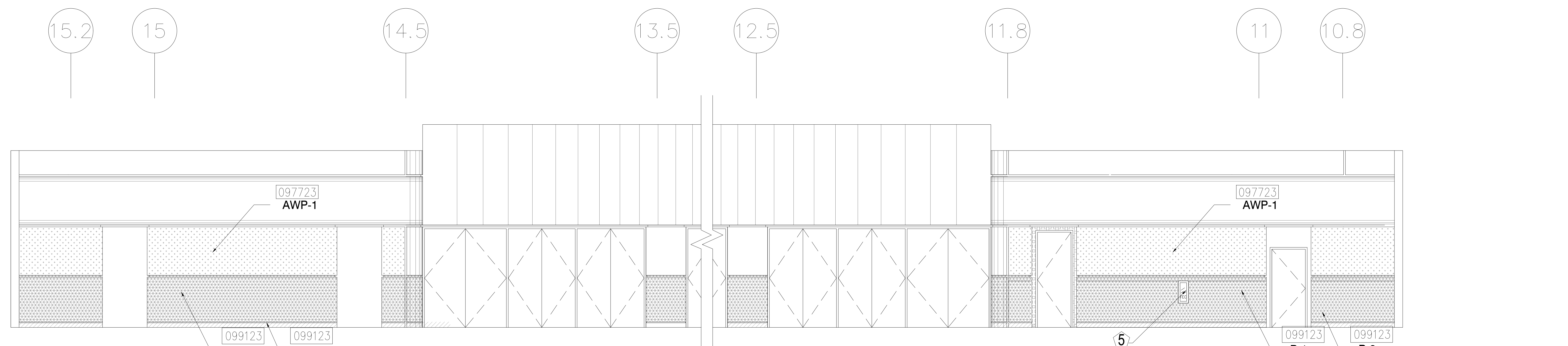
1 ELEVATION - LEVEL 200 - AREA C
1/4" = 1'-0"



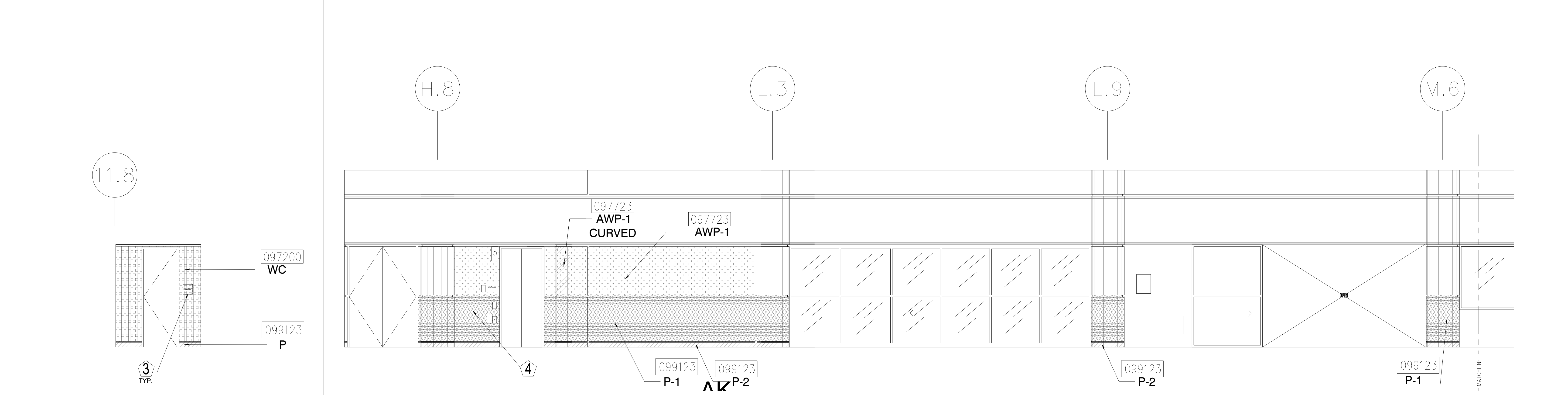
2 LEVEL 200 - ELEVATION
1/4" = 1'-0"



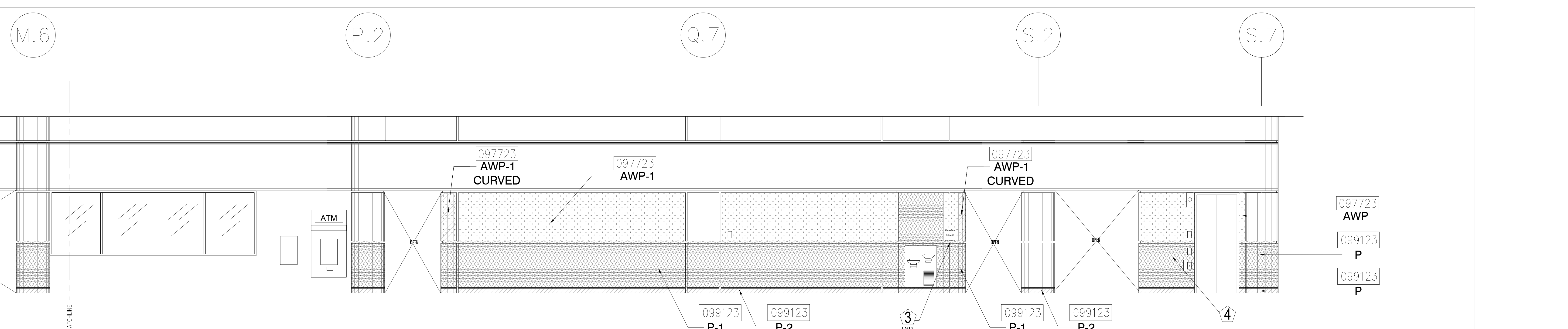
3 LEVEL 200 - ELEVATION
1/4" = 1'-0"



4 ELEVATION - LEVEL 200 - AREA C
1/4" = 1'-0"

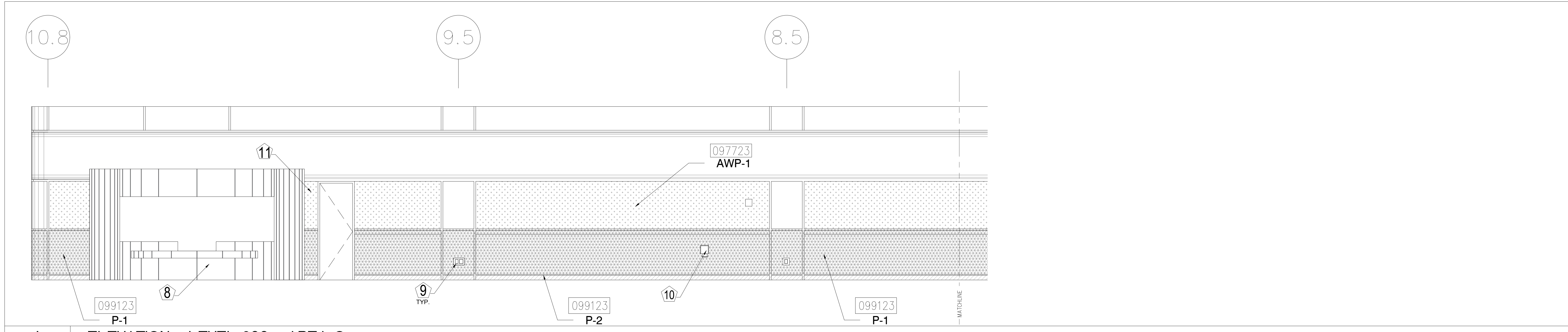


5 ELEVATION - LEVEL 200 - AREA C
1/4" = 1'-0"

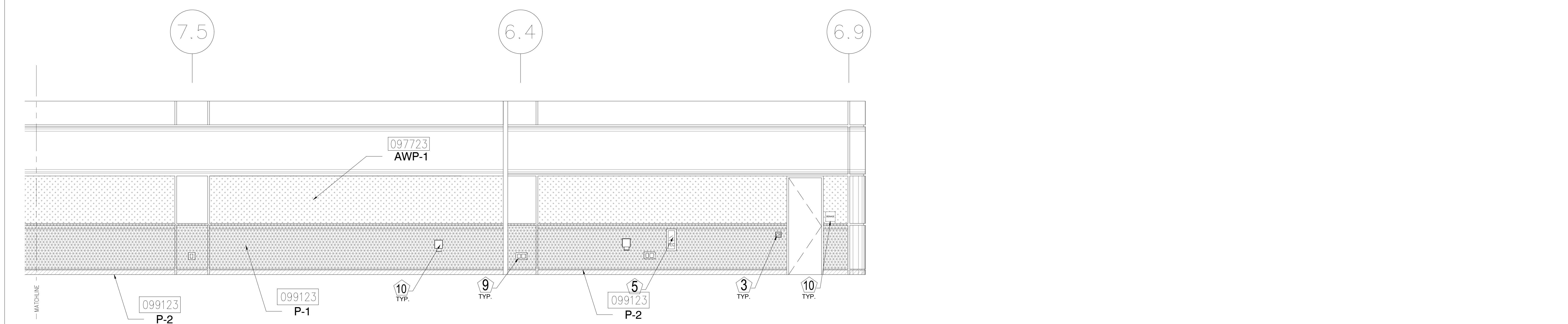


7 ELEVATION - LEVEL 200 - AREA C
1/4" = 1'-0"

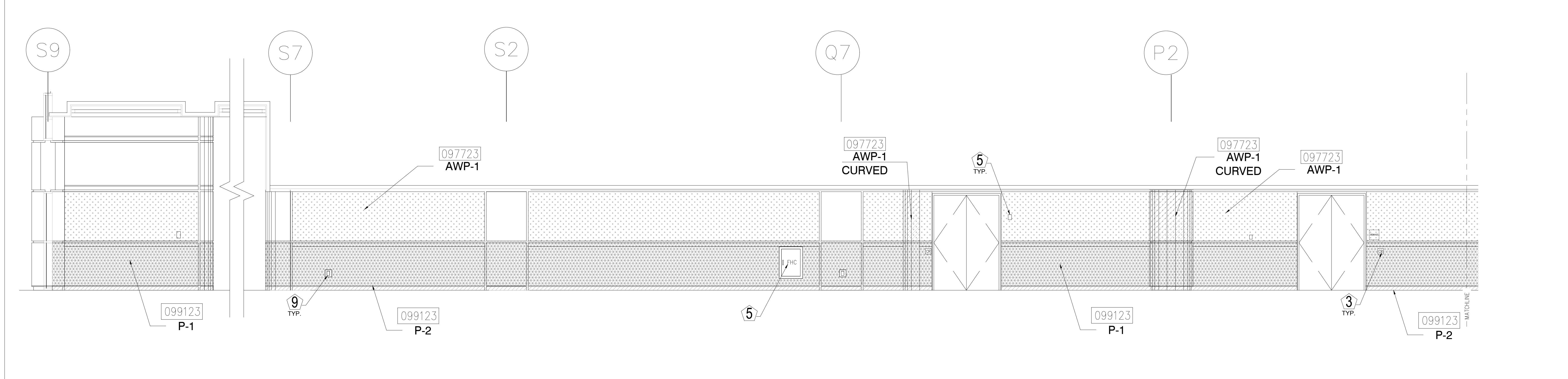
6 ELEVATION - LEVEL 200 - AREA C
1/4" = 1'-0"



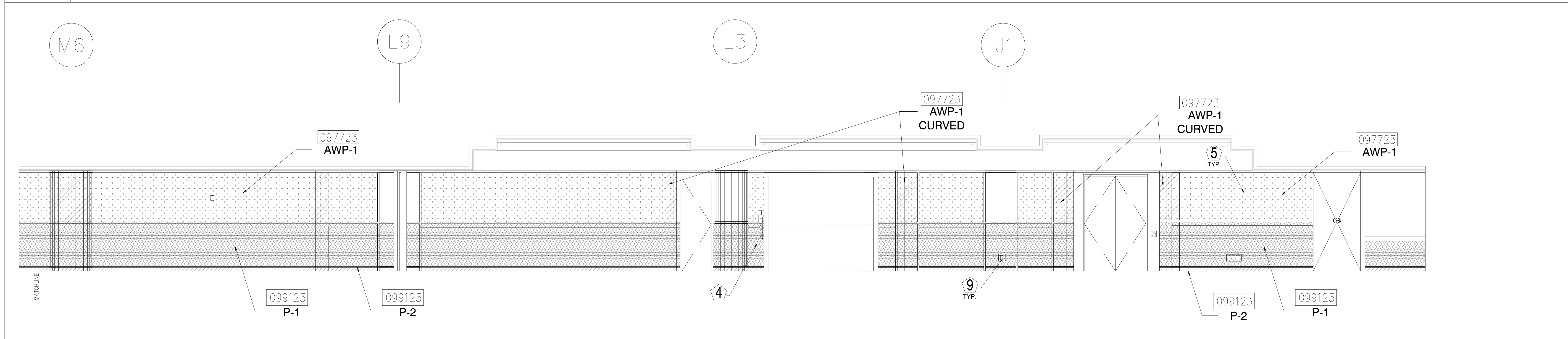
1 ELEVATION - LEVEL 200 - AREA C
1/4" = 1'-0"



2 ELEVATION - LEVEL 200 - AREA D
1/4" = 1'-0"



3 ELEVATION - LEVEL 200 - AREA D
1/4" = 1'-0"



4 ELEVATION - LEVEL 200 - AREA D
1/4" = 1'-0"

KEY NOTES:
 097723 FABRIC WRAPPED PANELS
 099123 INTERIOR PAINTING
 097200 WALLCOVERING
 096513.13 RESILIENT BASE

LEGEND:
 SEE SHEET 18.001 FOR SPECIFICATIONS

	096513.13 B-1		097723 AWP-1
	099123 P-1		097723 AWP-1 (CURVED)
	099123 P-2		097200 WC-1


NOTES:

- ALL PANEL DIMENSIONS TO BE FIELD VERIFIED
- PRECAST AROUND ELEVATOR TO RECEIVE NEW PAINT ABOVE AND BELOW REVEAL
- ALL EXISTING SIGNS, DIRECTORIES, AND WALL MOUNTED GRAPHICS AND DISPLAYS SHALL BE REMOVED FOR PANEL REMOVAL, REPLACEMENT AND PAINTING, THEN RE-INSTALLED PER OWNER DIRECTION
- CONTRACTOR SHALL COORDINATE WITH ORANGE COUNTY CONVENTION CENTER STAFF AND ELEVATOR CONTRACTOR FOR WORK AT ELEVATOR CAB SURROUNDS
- CONTRACTOR SHALL REMOVE AND RE-INSTALL ALL WALL MOUNTED DEVICES AND COORDINATE WITH ORANGE COUNTY CONVENTION CENTER FACILITY STAFF
- ALL RESTROOMS THAT HAVE PREVIOUSLY BEEN RENOVATED SHALL RECEIVE PAINT ON EXISTING EXPOSED PRE-CAST BASE
- AREAS INDICATED AS "N.I.S." ARE NOT INCLUDED IN THIS SCOPE OF WORK
- EXISTING MILLWORK TO REMAIN
- CONTRACTOR SHALL REMOVE ALL RECEPTACLE COVER PLATES TO BE REMOVED PRIOR TO PAINTING AND RE-INSTALL UPON COMPLETION
- DEVICES IN WALLS THAT CANNOT BE REMOVED SHALL BE MASKED OFF FOR PAINTING, INCLUDING RAILINGS
- CONTRACTOR SHALL PROVIDE APPROVED "FIRE WATCH" STAFF AT ANY TIME THAT WHEN THE FIRE ALARM SYSTEM IS OFF FOR WORK IN PROGRESS
- PRE-CAST BASE NOT TAGGED HAS EXISTING PAINT AND IS NOT PART OF THIS SCOPE
- SEE SHEET 14.001 FOR WALL AND COLUMN CALL OUTS
- PRE-CAST PLANTERS AND PARTIAL HEIGHT WALLS AT RAMP LOCATIONS TO RECEIVE PAINT ON HORIZONTAL AND VERTICAL SURFACES AS INDICATED
- REMOVE EXISTING ACOUSTICAL FABRIC; SAND, PREP AND PAINT ACCESS PANEL FRONT
- ACOUSTICAL WALL PANEL AT THIS LOCATION EXTENDS BEYOND MILLWORK. CONTRACTOR SHALL REMOVE PANEL AND INSTALL NEW PANEL.

SYMBOL LEGEND:

	A-107	AREA NUMBER
	ELEVATION MARKER	
	DETAIL REFERENCE	
	INTERIOR SIGNAGE	
	CARD READER	
	FIRE HORN/STROBE	
	FIRE EXTINGUISHER CABINET	
	FIRE HOSE CABINET	
	AUTOMATIC EXTERNAL DEFIBRILLATOR	
	EMERGENCY PHONE	
	HOUSE PHONE	
	FOOD CART RECEPTACLE	
	RECEPTACLE/SWITCH COVER PLATE	
	SINGLE RECEPTACLE	
	DUPLEX RECEPTACLE	

SEAL



REVISIONS

- 1
- 2
- 3
- 4

PROJECT INFORMATION

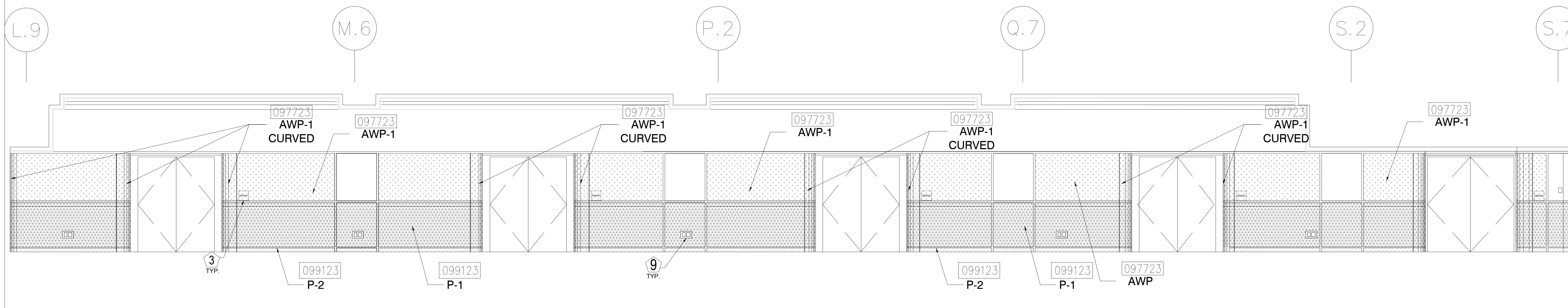
PROJECT NUMBER: 75316
 DATE: 05/12/2017
 SCALE: 1/4" = 1'-0"
 ISSUED FOR: 100% CONSTRUCTION DOCUMENTS

DRAWN BY: KG
 CHECKED BY: JNK

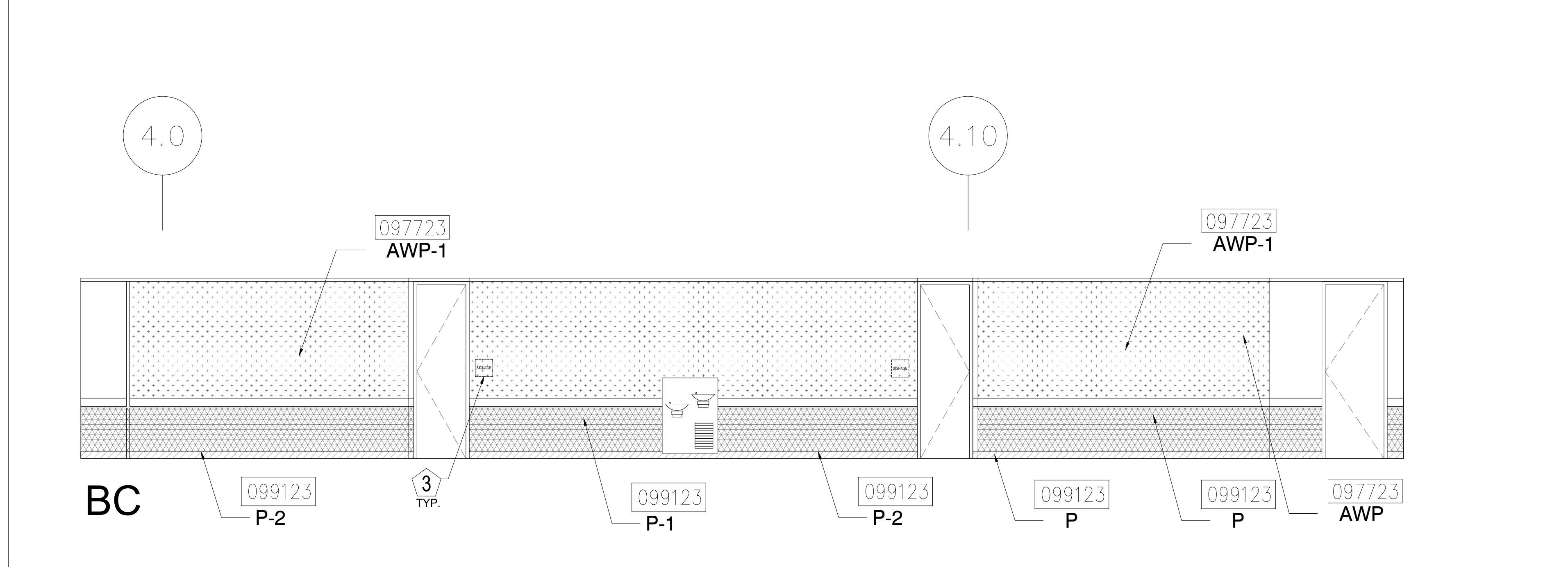
DRAWING NUMBER
 LEVEL 200 ELEVATIONS

15.207

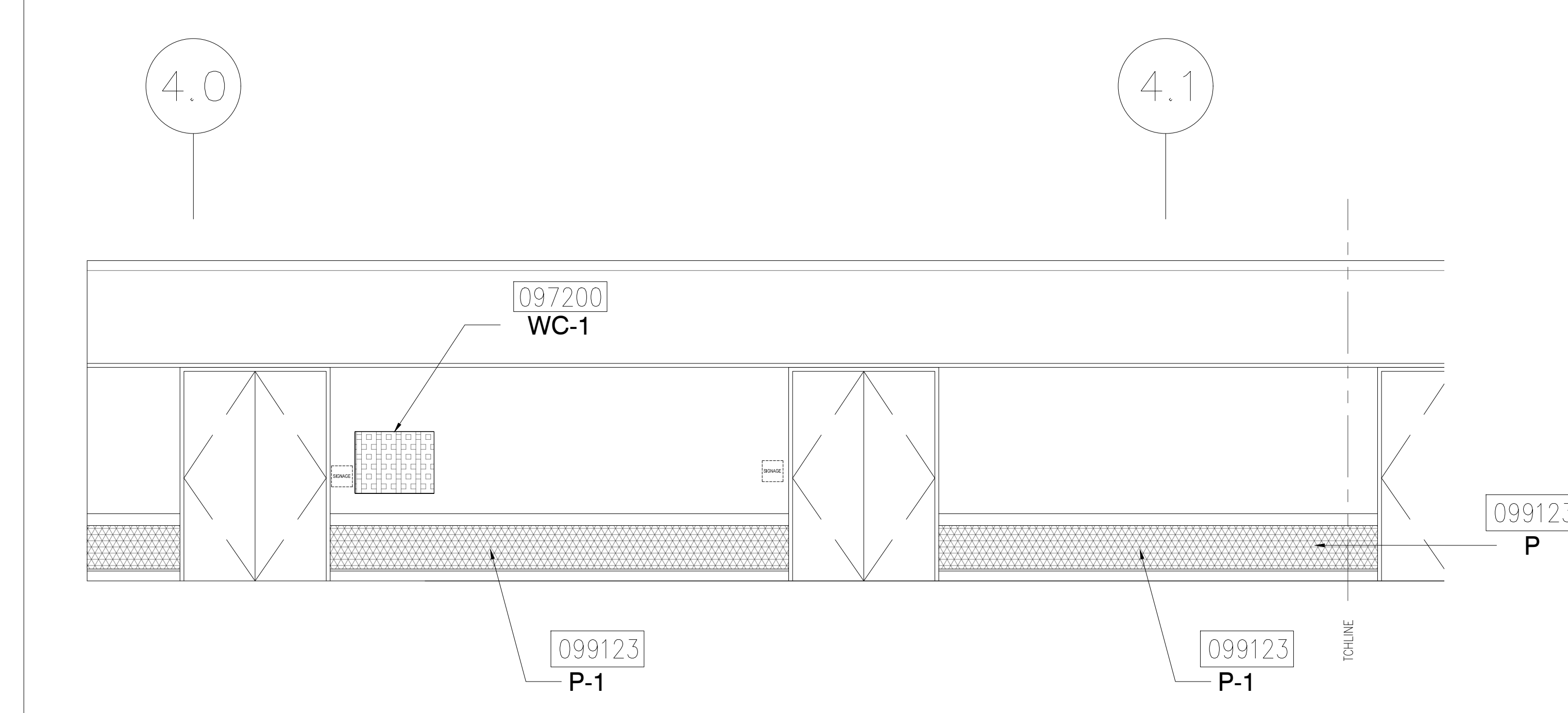
This document is not an architectural or engineering study, drawing, specification, or design and is not to be used for construction of any load-bearing columns, load-bearing framing or walls of structures, or issuance of any building permit, except as otherwise provided by law.



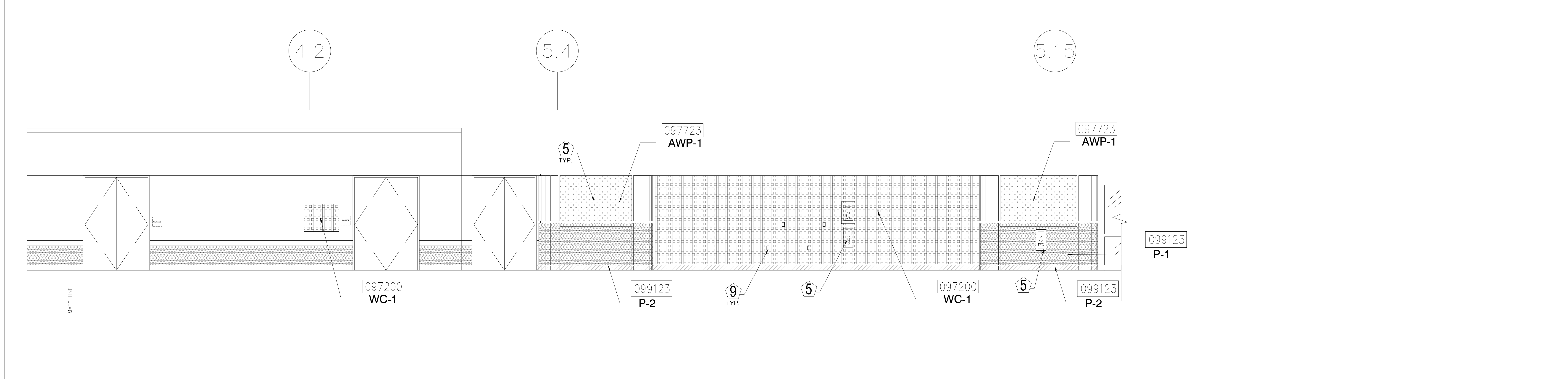
1 ELEVATION - LEVEL 200 - AREA D
1/4" = 1'-0"



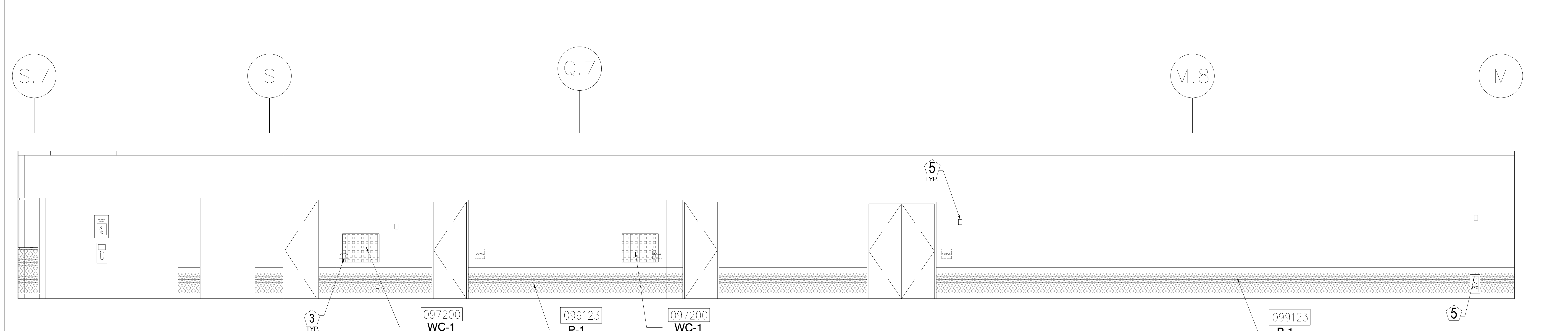
2 ELEVATION - LEVEL 200 - AREA D
1/4" = 1'-0"



3 ELEVATION - LEVEL 200 - AREA D
1/4" = 1'-0"



4 ELEVATION - LEVEL 200 - AREA D
1/4" = 1'-0"



5 ELEVATION - LEVEL 200 - AREA D
1/4" = 1'-0"

KEY NOTES:

- 097723 FABRIC WRAPPED PANELS
- 099123 INTERIOR PAINTING
- 097200 WALLCOVERING
- 096513.13 RESILIENT BASE

LEGEND:

SEE SHEET 18.001 FOR SPECIFICATIONS

	096513.13 B-1		097723 AWP-1
	099123 P-1		097723 AWP-1 (CURVED)
	099123 P-2		097200 WC-1

- NOTES:**
- 1 ALL PANEL DIMENSIONS TO BE FIELD VERIFIED
 - 2 PRECAST AROUND ELEVATOR TO RECEIVE NEW PAINT ABOVE AND BELOW REVEAL
 - 3 ALL EXISTING SIGNS, DIRECTORIES, AND WALL MOUNTED GRAPHICS AND DISPLAYS SHALL BE REMOVED FOR PANEL REMOVAL, REPLACEMENT AND PAINTING, THEN RE-INSTALLED PER OWNER DIRECTION
 - 4 CONTRACTOR SHALL COORDINATE WITH ORANGE COUNTY CONVENTION CENTER STAFF AND ELEVATOR CONTRACTOR FOR WORK AT ELEVATOR CAB SURROUNDS
 - 5 CONTRACTOR SHALL REMOVE AND RE-INSTALL ALL WALL MOUNTED DEVICES AND COORDINATE WITH ORANGE COUNTY CONVENTION CENTER FACILITY STAFF
 - 6 ALL RESTROOMS THAT HAVE PREVIOUSLY BEEN RENOVATED SHALL RECEIVE PAINT ON EXISTING EXPOSED PRE-CAST BASE
 - 7 AREAS INDICATED AS "N.I.S." ARE NOT INCLUDED IN THIS SCOPE OF WORK
 - 8 EXISTING MILLWORK TO REMAIN
 - 9 CONTRACTOR SHALL REMOVE ALL RECEPTACLE COVER PLATES TO BE REMOVED PRIOR TO PAINTING AND RE-INSTALL UPON COMPLETION
 - 10 DEVICES IN WALLS THAT CANNOT BE REMOVED SHALL BE MASKED OFF FOR PAINTING, INCLUDING RAILINGS
 - 11 CONTRACTOR SHALL PROVIDE APPROVED "FIRE WATCH" STAFF AT ANY TIME THAT WHEN THE FIRE ALARM SYSTEM IS OFF FOR WORK IN PROGRESS
 - 12 PRE-CAST BASE NOT TAGGED HAS EXISTING PAINT AND IS NOT PART OF THIS SCOPE
 - 13 SEE SHEET 14.001 FOR WALL AND COLUMN CALL OUTS
 - 14 PRE-CAST PLANTERS AND PARTIAL HEIGHT WALLS AT RAMP LOCATIONS TO RECEIVE PAINT ON HORIZONTAL AND VERTICAL SURFACES AS INDICATED
 - 15 REMOVE EXISTING ACOUSTICAL FABRIC; SAND, PREP AND PAINT ACCESS PANEL FRONT
 - 16 ACOUSTICAL WALL PANEL AT THIS LOCATION EXTENDS BEYOND MILLWORK, CONTRACTOR SHALL REMOVE PANEL AND INSTALL NEW PANEL.


SYMBOL LEGEND:

	A-107	AREA NUMBER
	ELEVATION MARKER	ELEVATION MARKER
	DETAIL REFERENCE	DETAIL REFERENCE
	INTERIOR SIGNAGE	INTERIOR SIGNAGE
	CARD READER	CARD READER
	FIRE HORN/STROBE	FIRE HORN/STROBE
	FIRE EXTINGUISHER CABINET	FIRE EXTINGUISHER CABINET
	FIRE HOSE CABINET	FIRE HOSE CABINET
	AUTOMATIC EXTERNAL DEFIBRILLATOR	AUTOMATIC EXTERNAL DEFIBRILLATOR
	EMERGENCY PHONE	EMERGENCY PHONE
	HOUSE PHONE	HOUSE PHONE
	FOOD CART RECEPTACLE	FOOD CART RECEPTACLE
	RECEPTACLE/SWITCH COVER PLATE	RECEPTACLE/SWITCH COVER PLATE
	SINGLE RECEPTACLE	SINGLE RECEPTACLE
	DUPLEX RECEPTACLE	DUPLEX RECEPTACLE

TJNG PARTNERS
205 East Central Blvd.
Orlando, FL 32801
Phone 407.644.2445
Fax 407.644.0445
www.tjngpartners.com
18 0001073

ORANGE COUNTY CONVENTION CENTER
WEST BUILDING WALL PANELS
LEVEL 200

SEAL



- REVISIONS**
- 1
 - 2
 - 3
 - 4

PROJECT INFORMATION

PROJECT NUMBER: 75316
DATE: 05/12/2017
SCALE: 1/4" = 1'-0"
ISSUED FOR: 100% CONSTRUCTION DOCUMENTS

DRAWN BY: KG
CHECKED BY: JNK

DRAWING NUMBER
LEVEL 200 ELEVATIONS

15.208

This document is not an architectural or engineering study, drawing, specification, or design and is not to be used for construction of any load-bearing columns, load-bearing framing or walls of structures, or issuance of any building permit, except as otherwise provided by law.

KEY NOTES:

- 097723 FABRIC WRAPPED PANELS
- 099123 INTERIOR PAINTING
- 097200 WALLCOVERING
- 096513.13 RESILIENT BASE

LEGEND:

SEE SHEET 18.001 FOR SPECIFICATIONS

	096513.13 B-1		097723 AWP-1
	099123 P-1		097723 AWP-1 (CURVED)
	099123 P-2		097200 WC-1

NOTES:

- 1 ALL PANEL DIMENSIONS TO BE FIELD VERIFIED
- 2 PRECAST AROUND ELEVATOR TO RECEIVE NEW PAINT ABOVE AND BELOW REVEAL
- 3 ALL EXISTING SIGNS, DIRECTORIES, AND WALL MOUNTED GRAPHICS AND DISPLAYS SHALL BE REMOVED FOR PANEL REMOVAL, REPLACEMENT AND PAINTING, THEN RE-INSTALLED PER OWNER DIRECTION
- 4 CONTRACTOR SHALL COORDINATE WITH ORANGE COUNTY CONVENTION CENTER STAFF AND ELEVATOR CONTRACTOR FOR WORK AT ELEVATOR CAB SURROUNDS
- 5 CONTRACTOR SHALL REMOVE AND RE-INSTALL ALL WALL MOUNTED DEVICES AND COORDINATE WITH ORANGE COUNTY CONVENTION CENTER FACILITY STAFF
- 6 ALL RESTROOMS THAT HAVE PREVIOUSLY BEEN RENOVATED SHALL RECEIVE PAINT ON EXISTING EXPOSED PRE-CAST BASE
- 7 AREAS INDICATED AS "N.I.S." ARE NOT INCLUDED IN THIS SCOPE OF WORK
- 8 EXISTING MILLWORK TO REMAIN
- 9 CONTRACTOR SHALL REMOVE ALL RECEPTACLE COVER PLATES TO BE REMOVED PRIOR TO PAINTING AND RE-INSTALL UPON COMPLETION
- 10 DEVICES IN WALLS THAT CANNOT BE REMOVED SHALL BE MASKED OFF FOR PAINTING, INCLUDING RAILINGS
- 11 CONTRACTOR SHALL PROVIDE APPROVED "FIRE WATCH" STAFF AT ANY TIME THAT WHEN THE FIRE ALARM SYSTEM IS OFF FOR WORK IN PROGRESS
- 12 PRE-CAST BASE NOT TAGGED HAS EXISTING PAINT AND IS NOT PART OF THIS SCOPE
- 13 SEE SHEET 14.001 FOR WALL AND COLUMN CALL OUTS
- 14 PRE-CAST PLANTERS AND PARTIAL HEIGHT WALLS AT RAMP LOCATIONS TO RECEIVE PAINT ON HORIZONTAL AND VERTICAL SURFACES AS INDICATED
- 15 REMOVE EXISTING ACOUSTICAL FABRIC; SAND, PREP AND PAINT ACCESS PANEL FRONT
- 16 ACOUSTICAL WALL PANEL AT THIS LOCATION EXTENDS BEYOND MILLWORK. CONTRACTOR SHALL REMOVE PANEL AND INSTALL NEW PANEL.

SYMBOL LEGEND:

A-107	AREA NUMBER
	ELEVATION MARKER
	DETAIL REFERENCE
	INTERIOR SIGNAGE
	CARD READER
	FIRE HORN/STROBE
	FIRE EXTINGUISHER CABINET
	FIRE HOSE CABINET
	AUTOMATIC EXTERNAL DEFIBRILLATOR
	EMERGENCY PHONE
	HOUSE PHONE
	FOOD CART RECEPTACLE
	RECEPTACLE/SWITCH COVER PLATE
	SINGLE RECEPTACLE
	DUPLEX RECEPTACLE

SEAL

REVISIONS

- | | |
|---|--|
| 1 | |
| 2 | |
| 3 | |
| 4 | |

PROJECT INFORMATION

PROJECT NUMBER:
75316
DATE:
05/12/2017
SCALE:
1/4" = 1'-0"
ISSUED FOR:
100% CONSTRUCTION DOCUMENTS

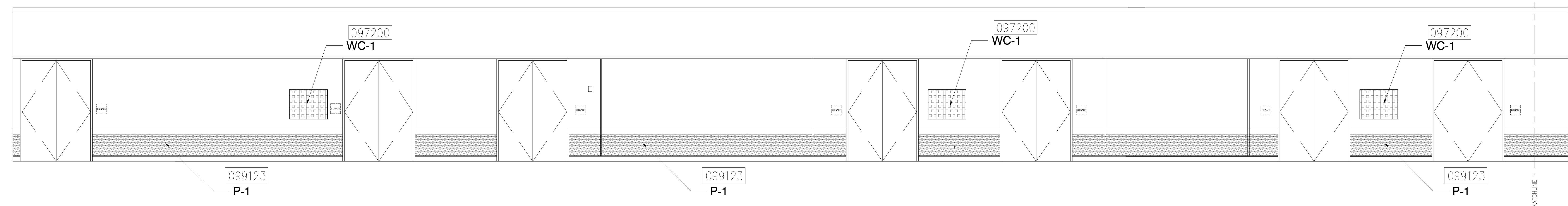
DRAWN BY:
KG
CHECKED BY:
JNK

DRAWING NUMBER

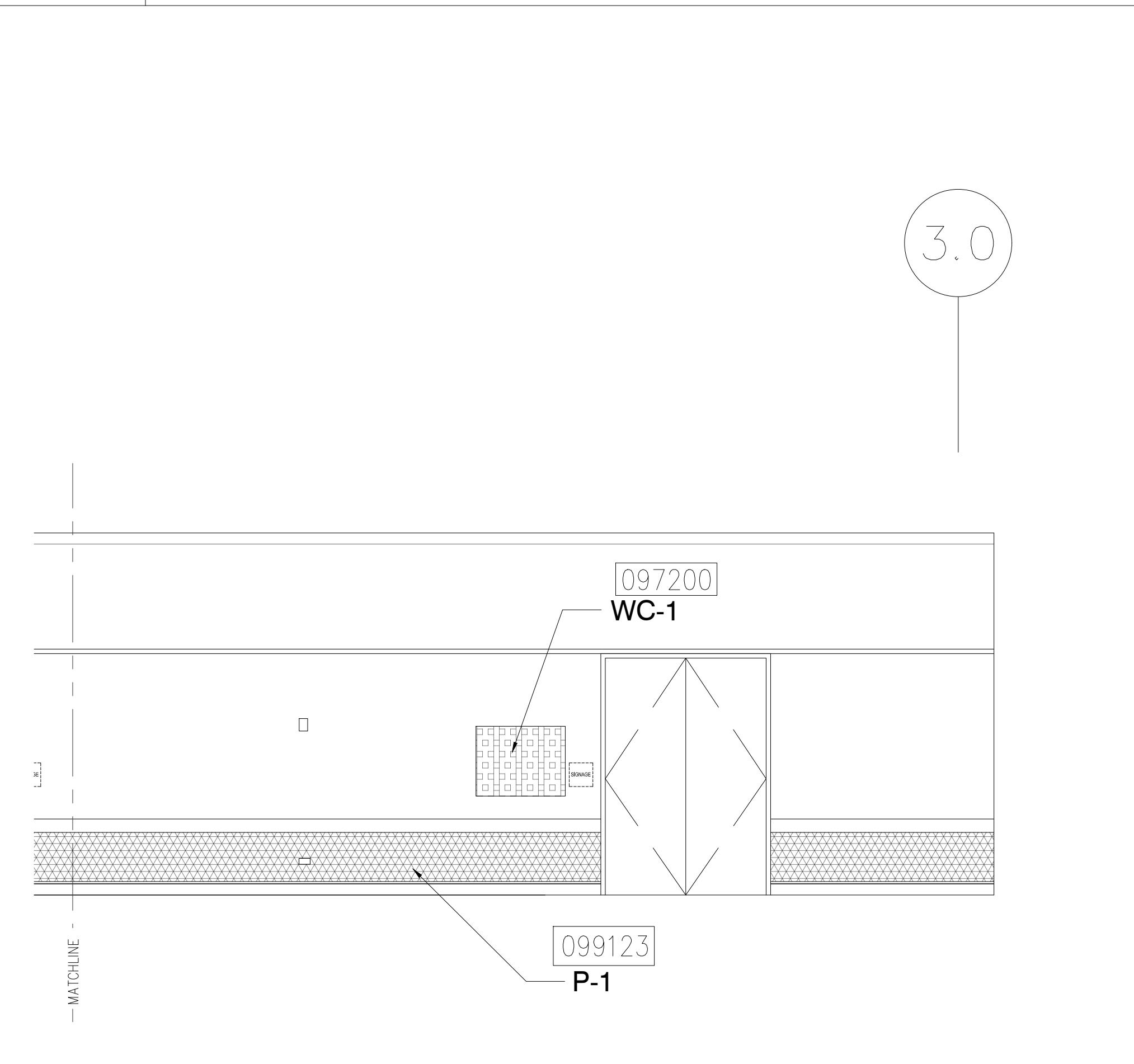
LEVEL 200 ELEVATIONS

15.209

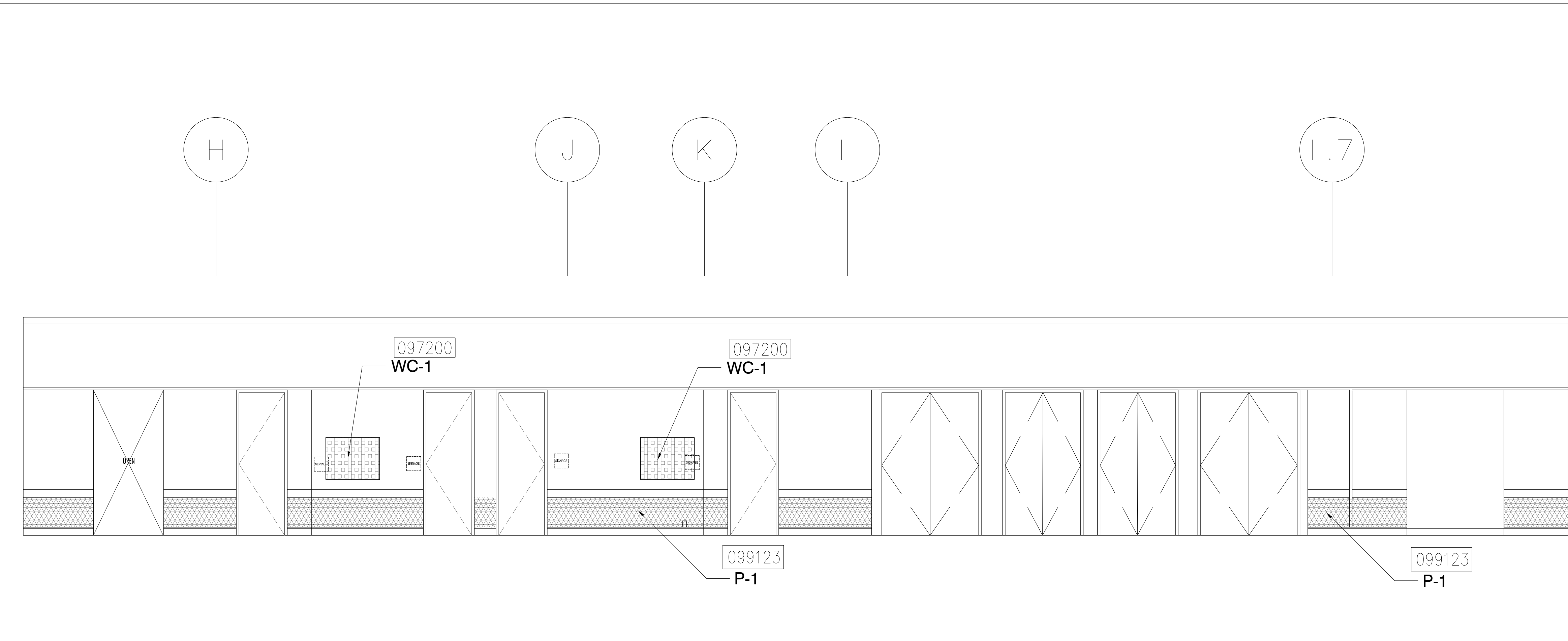
This document is not an architectural or engineering study, drawing, specification, or design and is not to be used for construction of any load-bearing columns, load-bearing framing or walls of structures, or issuance of any building permit, except as otherwise provided by law.



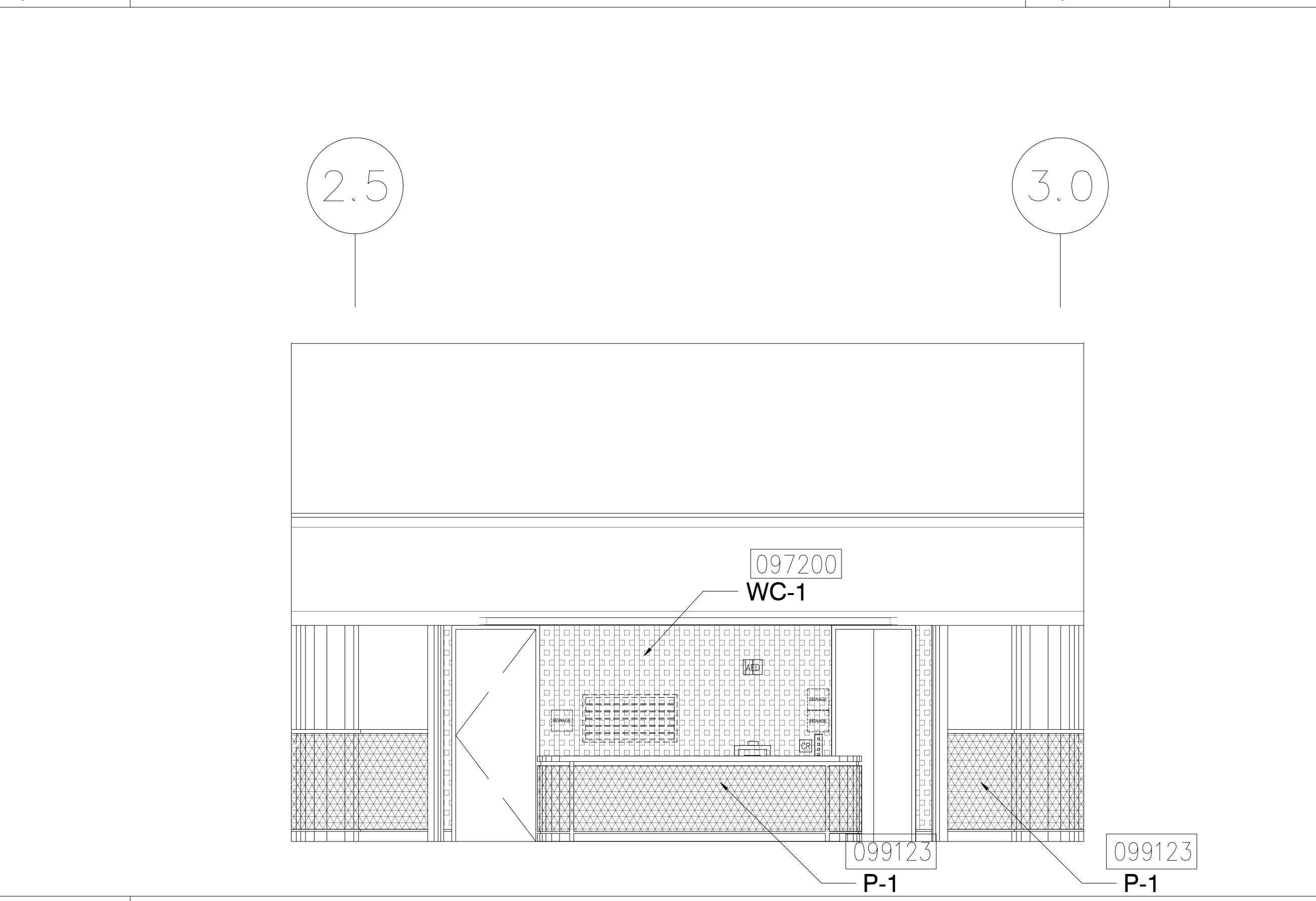
1 ELEVATION - LEVEL 200 - AREA E
1/4" = 1'-0"



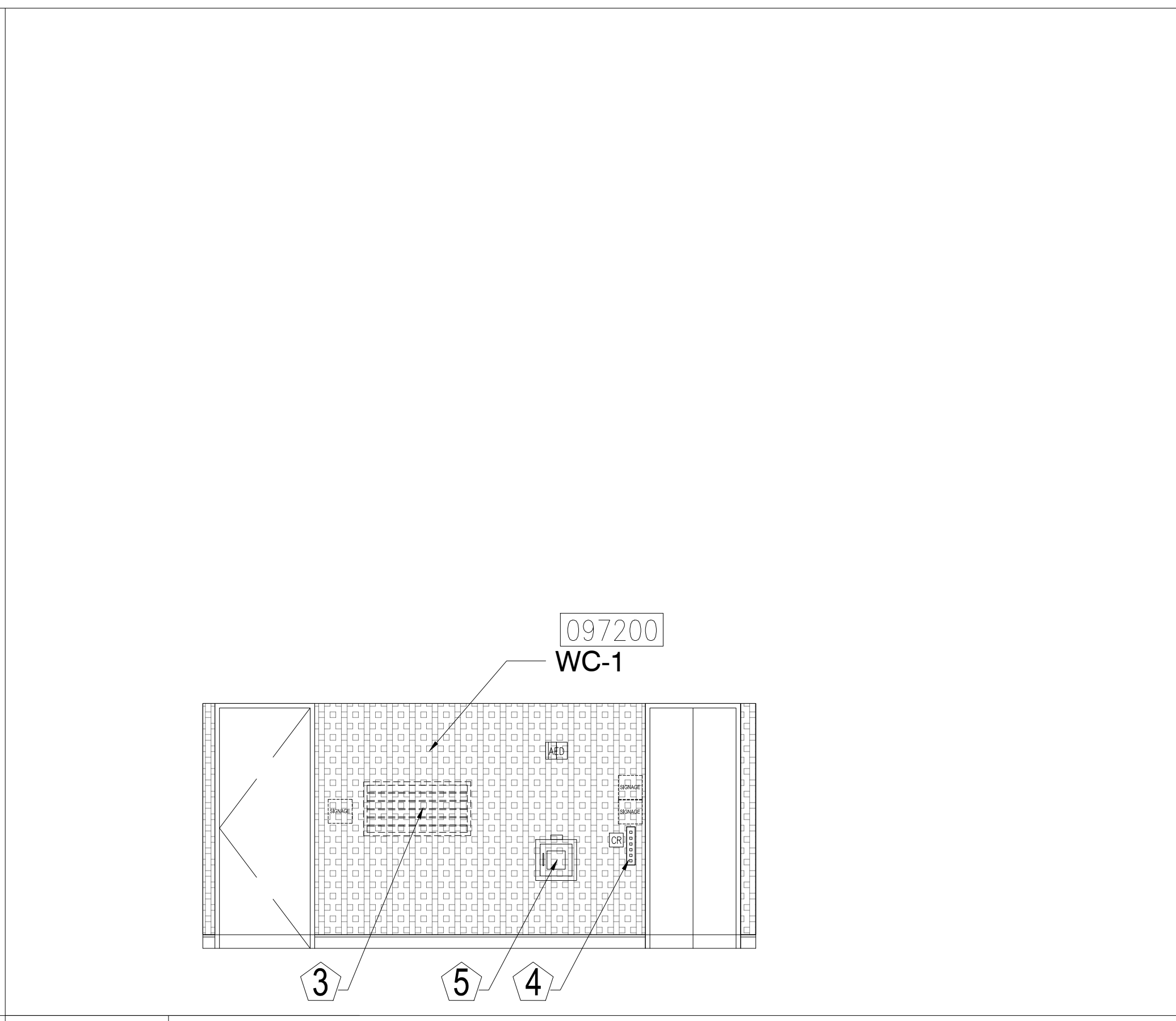
2 ELEVATION - LEVEL 200 - AREA E
1/4" = 1'-0"



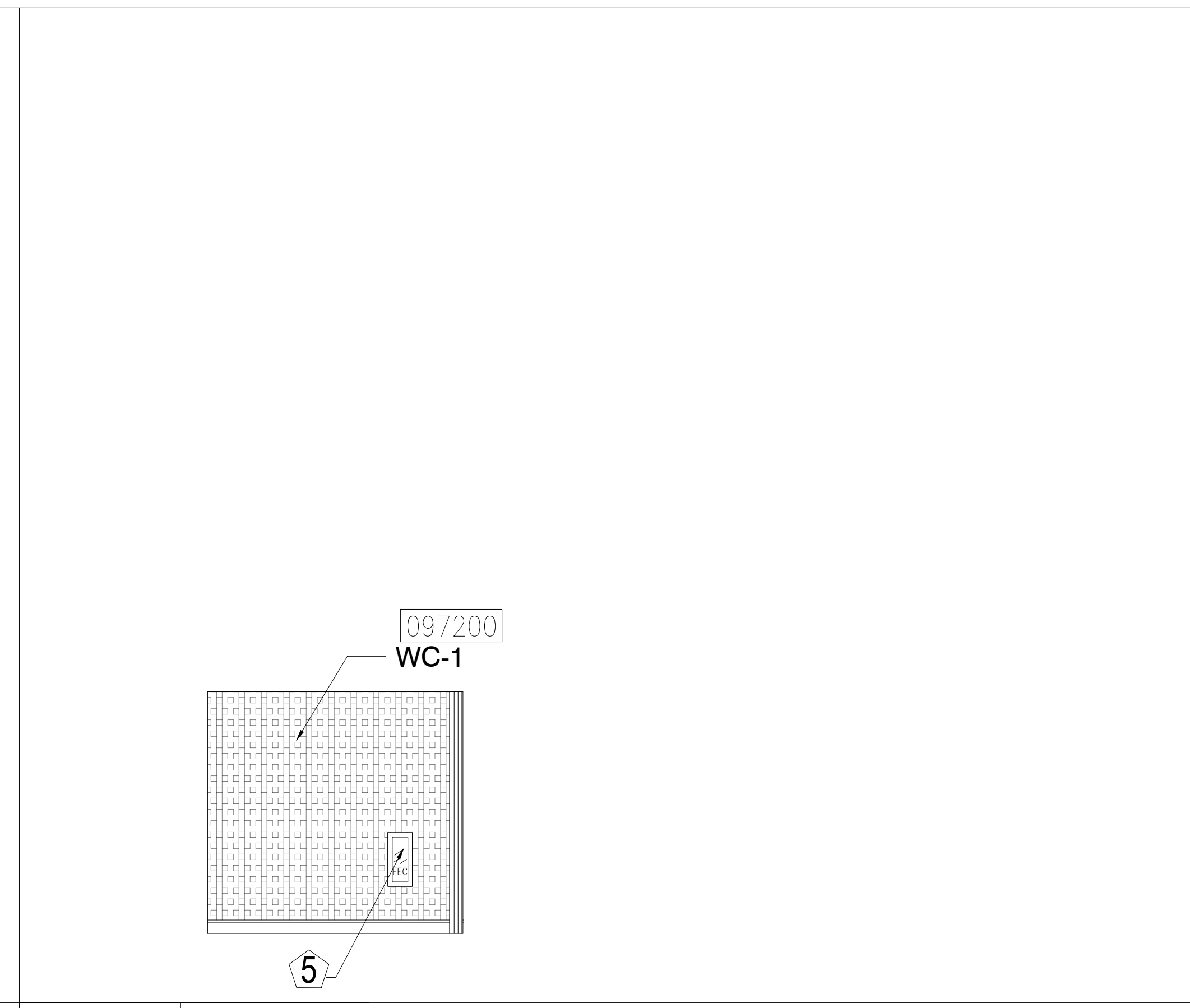
3 ELEVATION - LEVEL 200 - AREA E
1/4" = 1'-0"



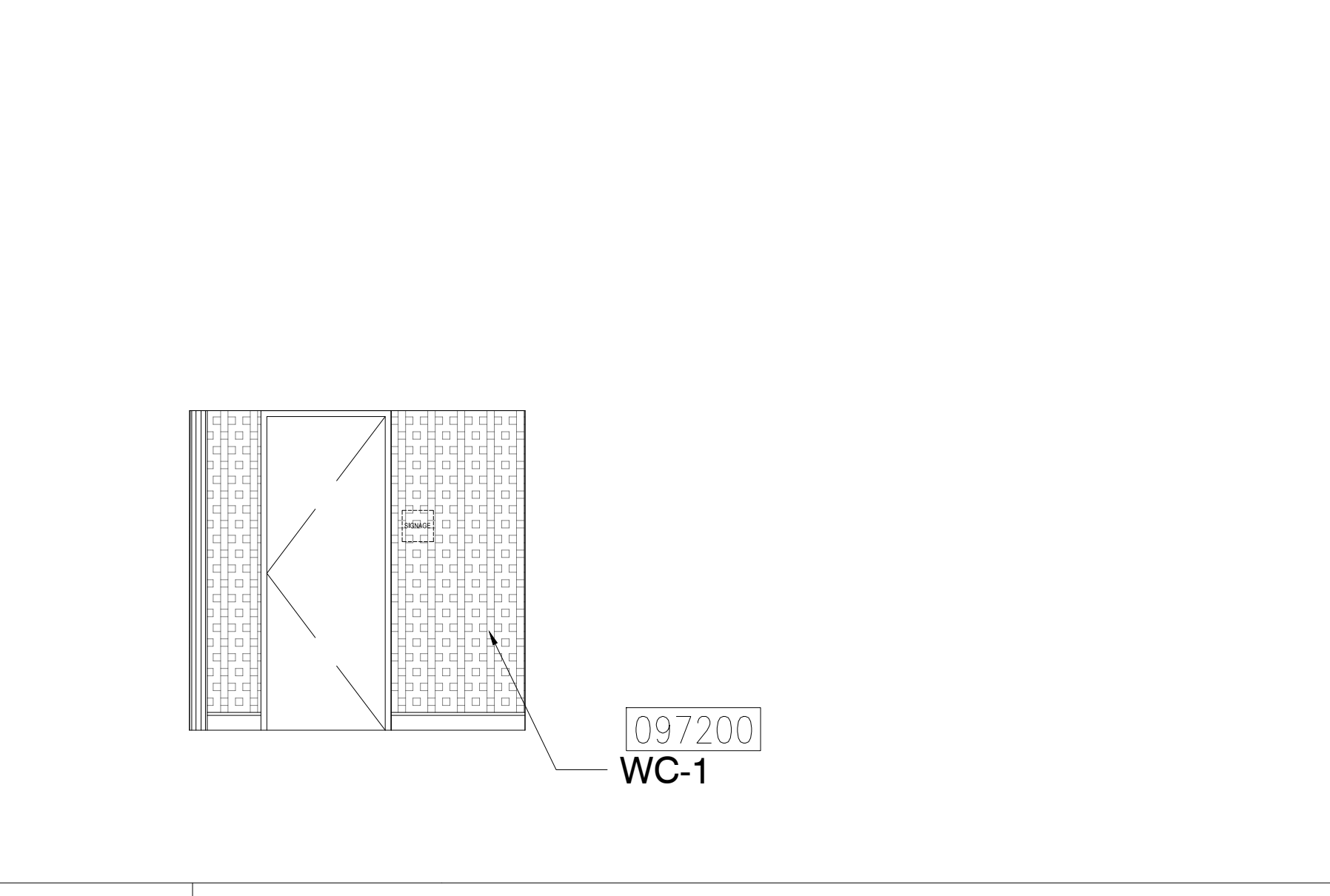
4 ELEVATION - LEVEL 200 - AREA D
1/4" = 1'-0"



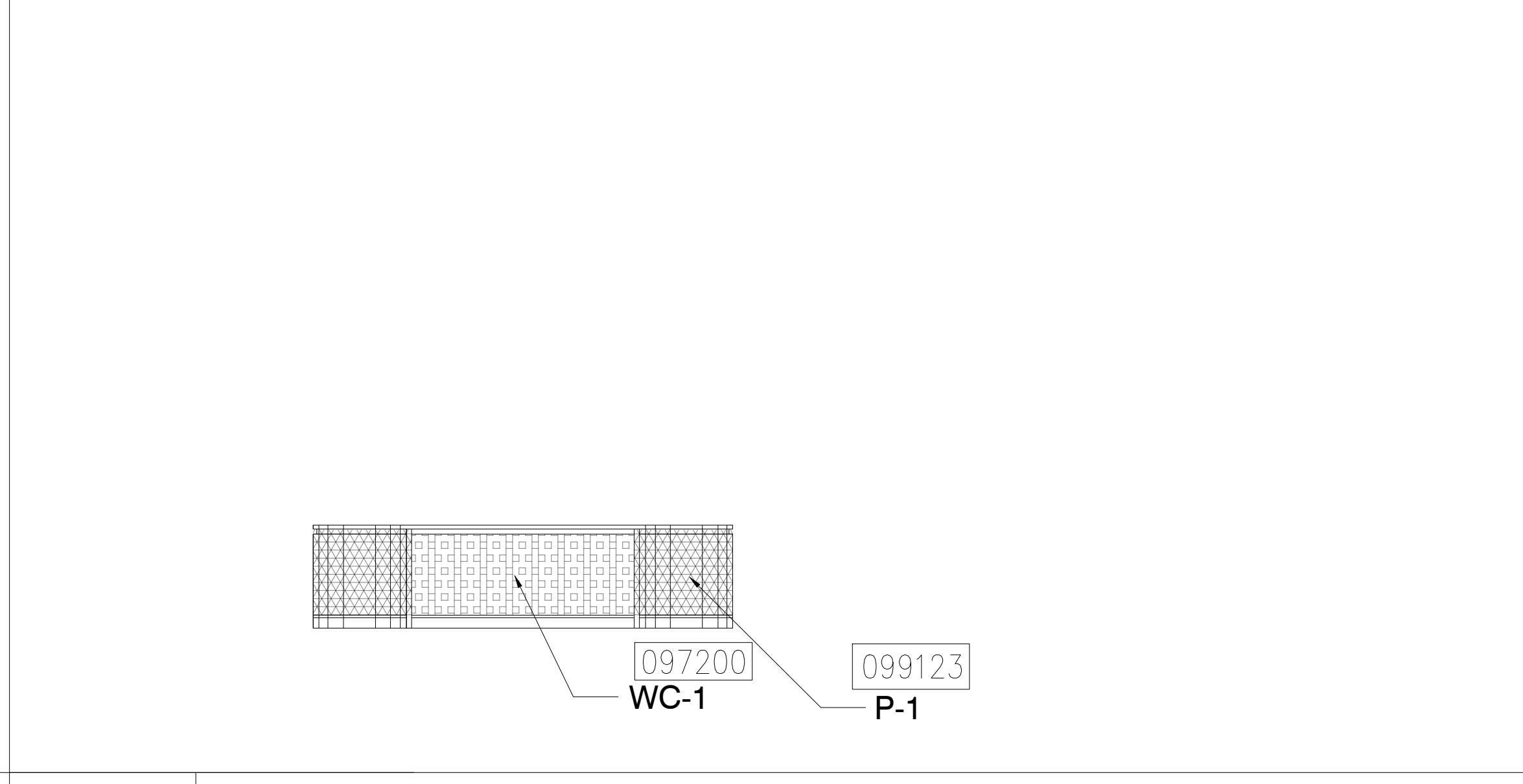
5 ELEVATION - LEVEL 200 - AREA D
1/4" = 1'-0"



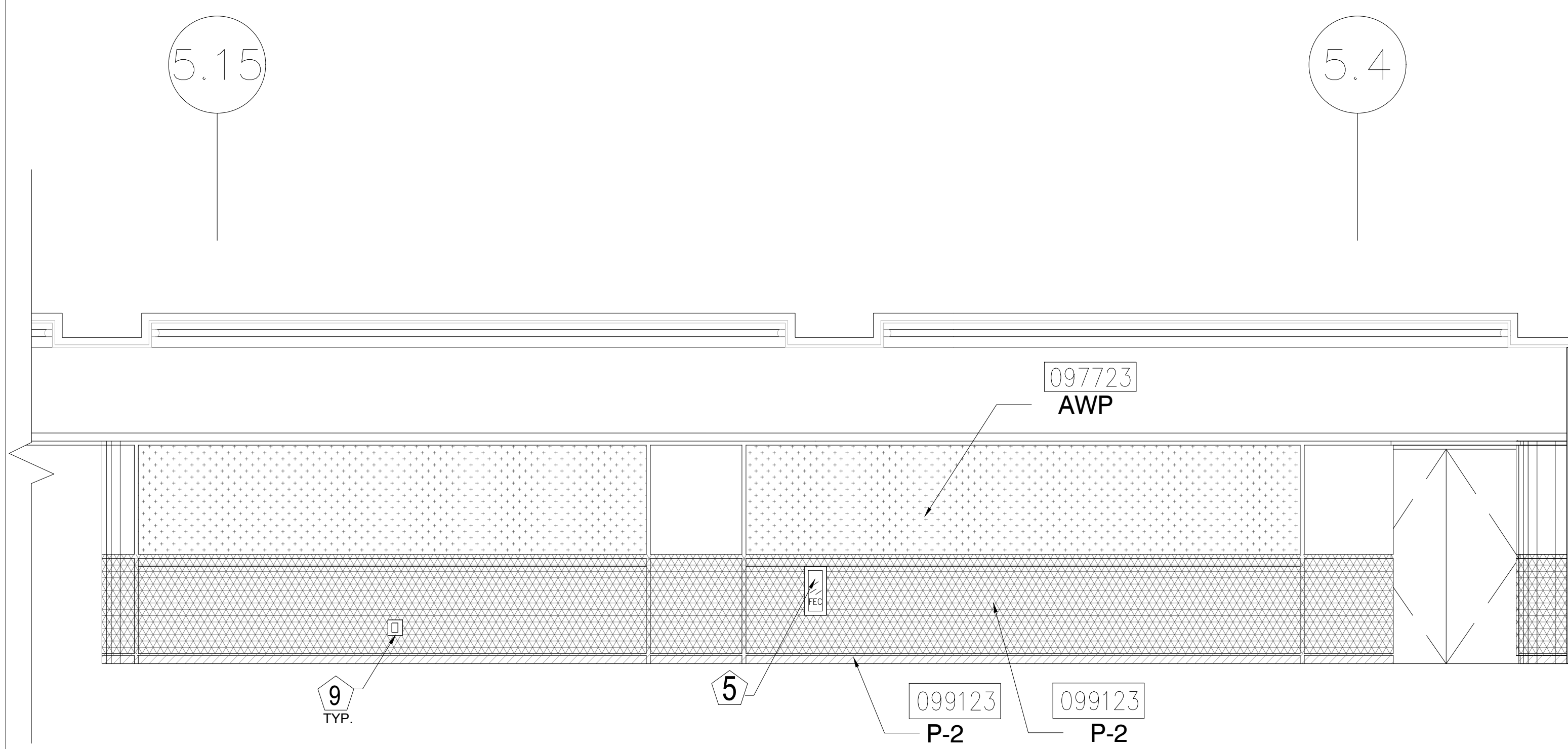
6 ELEVATION - LEVEL 200 - AREA D
1/4" = 1'-0"



7 ELEVATION - LEVEL 200 - AREA D
1/4" = 1'-0"



9 ELEVATION - LEVEL 200 - AREA D
1/4" = 1'-0"



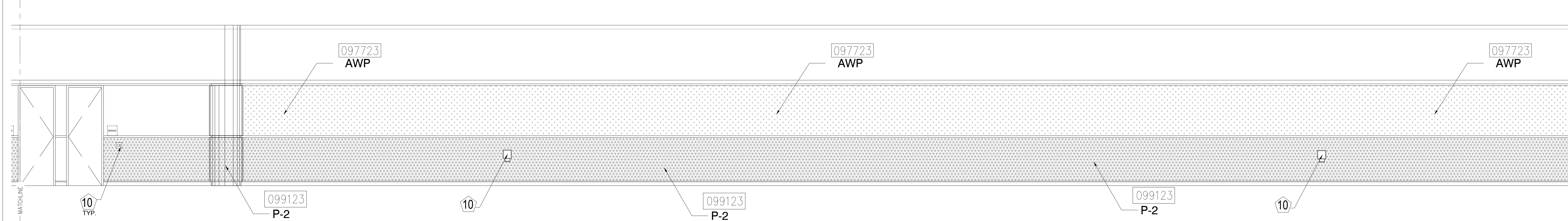
1 ELEVATION - LEVEL 200 - AREA D

1/4" = 1'-0"



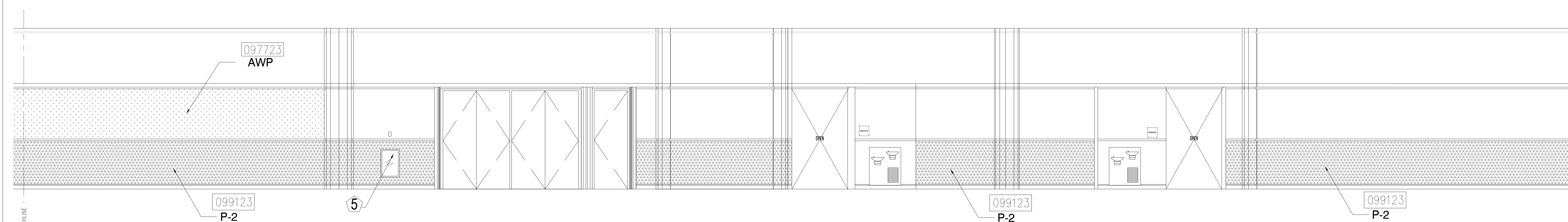
2 ELEVATION - LEVEL 200 - AREA D

1/4" = 1'-0"



3 ELEVATION - LEVEL 200 - AREA E

1/4" = 1'-0"



4 ELEVATION - LEVEL 200 - AREA E

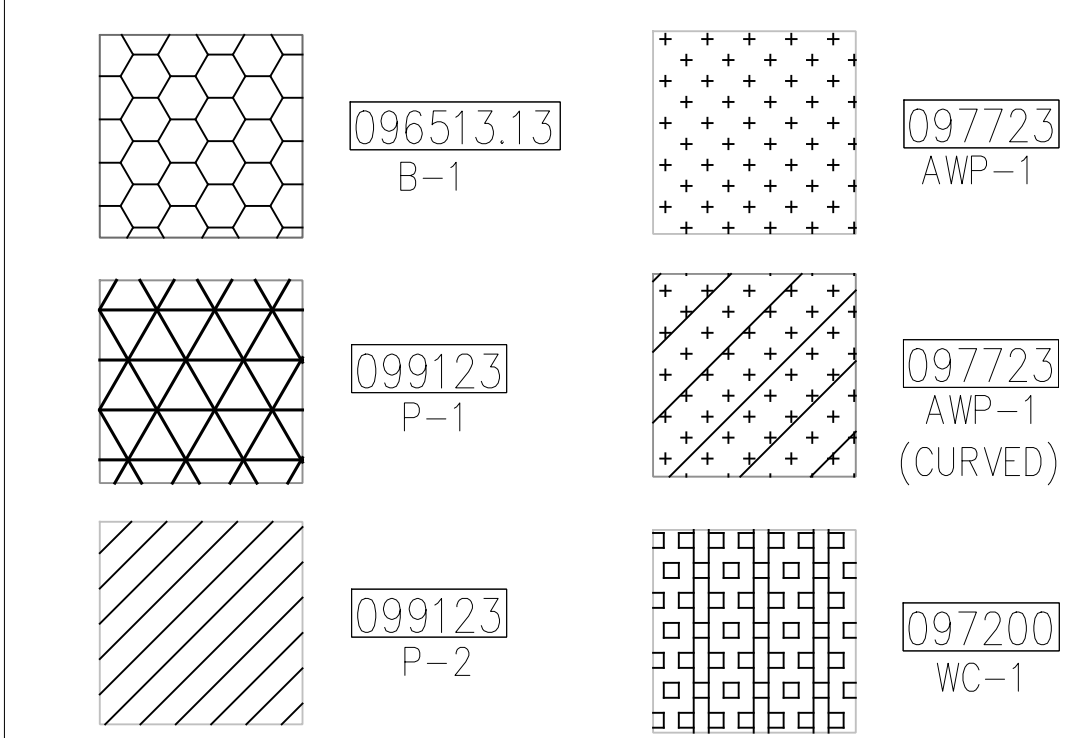
1/4" = 1'-0"

KEY NOTES:

- 097723 FABRIC WRAPPED PANELS
- 099123 INTERIOR PAINTING
- 097200 WALLCOVERING
- 096513.13 RESILIENT BASE

LEGEND:

SEE SHEET 18.001 FOR SPECIFICATIONS



NOTES:

- 1 ALL PANEL DIMENSIONS TO BE FIELD VERIFIED
- 2 PRECAST AROUND ELEVATOR TO RECEIVE NEW PAINT ABOVE AND BELOW REVEAL
- 3 ALL EXISTING SIGNS, DIRECTORIES, AND WALL MOUNTED GRAPHICS AND DISPLAYS SHALL BE REMOVED FOR PANEL REMOVAL, REPLACEMENT AND PAINTING, THEN RE-INSTALLED PER OWNER DIRECTION
- 4 CONTRACTOR SHALL COORDINATE WITH ORANGE COUNTY CONVENTION CENTER STAFF AND ELEVATOR CONTRACTOR FOR WORK AT ELEVATOR CAB SURROUNDS
- 5 CONTRACTOR SHALL REMOVE AND RE-INSTALL ALL WALL MOUNTED DEVICES AND COORDINATE WITH ORANGE COUNTY CONVENTION CENTER FACILITY STAFF
- 6 ALL RESTROOMS THAT HAVE PREVIOUSLY BEEN RENOVATED SHALL RECEIVE PAINT ON EXISTING EXPOSED PRE-CAST BASE
- 7 AREAS INDICATED AS "N.I.S." ARE NOT INCLUDED IN THIS SCOPE OF WORK
- 8 EXISTING MILLWORK TO REMAIN
- 9 CONTRACTOR SHALL REMOVE ALL RECEPTACLE COVER PLATES TO BE REMOVED PRIOR TO PAINTING AND RE-INSTALL UPON COMPLETION
- 10 DEVICES IN WALLS THAT CANNOT BE REMOVED SHALL BE MASKED OFF FOR PAINTING, INCLUDING RAILINGS
- 11 CONTRACTOR SHALL PROVIDE APPROVED "FIRE WATCH" STAFF AT ANY TIME THAT WHEN THE FIRE ALARM SYSTEM IS OFF FOR WORK IN PROGRESS
- 12 PRE-CAST BASE NOT TAGGED HAS EXISTING PAINT AND IS NOT PART OF THIS SCOPE
- 13 SEE SHEET 14.001 FOR WALL AND COLUMN CALL OUTS
- 14 PRE-CAST PLANTERS AND PARTIAL HEIGHT WALLS AT RAMP LOCATIONS TO RECEIVE PAINT ON HORIZONTAL AND VERTICAL SURFACES AS INDICATED
- 15 REMOVE EXISTING ACOUSTICAL FABRIC; SAND, PREP AND PAINT ACCESS PANEL FRONT
- 16 ACOUSTICAL WALL PANEL AT THIS LOCATION EXTENDS BEYOND MILLWORK. CONTRACTOR SHALL REMOVE PANEL AND INSTALL NEW PANEL.

SYMBOL LEGEND:

- A-107 AREA NUMBER
- ELEVATION MARKER
- DETAIL REFERENCE
- INTERIOR SIGNAGE
- CARD READER
- FIRE HORN/STROBE
- FIRE EXTINGUISHER CABINET
- FIRE HOSE CABINET
- AUTOMATIC EXTERNAL DEFIBRILLATOR
- EMERGENCY PHONE
- HOUSE PHONE
- FOOD CART RECEPTACLE
- RECEPTACLE/SWITCH COVER PLATE
- SINGLE RECEPTACLE
- DUPLEX RECEPTACLE

SEAL

REVISIONS

- 1
- 2
- 3
- 4

PROJECT INFORMATION

PROJECT NUMBER:
75316
DATE:
05/12/2017
SCALE:
1/4" = 1'-0"
ISSUED FOR:
100% CONSTRUCTION DOCUMENTS

DRAWN BY:
KG
CHECKED BY:
JNK

DRAWING NUMBER

LEVEL 200 ELEVATIONS

15.210

This document is not an architectural or engineering study, drawing, specification, or design and is not to be used for construction of any load-bearing columns, load-bearing framing or walls of structures, or issuance of any building permit, except as otherwise provided by law.

SEAL

REVISIONS

- 1
- 2
- 3
- 4

PROJECT INFORMATION

PROJECT NUMBER:
75316
DATE:
05/12/2017
SCALE:
1/4" = 1'-0"
ISSUED FOR:
100% CONSTRUCTION DOCUMENTS

DRAWN BY:
KG
CHECKED BY:
JNK

DRAWING NUMBER

LEVEL 300 ELEVATIONS

15.301

This document is not an architectural or engineering study, drawing, specification, or design and is not to be used for construction of any load-bearing columns, load-bearing framing or walls of structures, or issuance of any building permit, except as otherwise provided by law.

KEY NOTES:

- 097723 FABRIC WRAPPED PANELS
- 099123 INTERIOR PAINTING
- 097200 WALLCOVERING
- 096513.13 RESILIENT BASE

LEGEND:

SEE SHEET 18.001 FOR SPECIFICATIONS

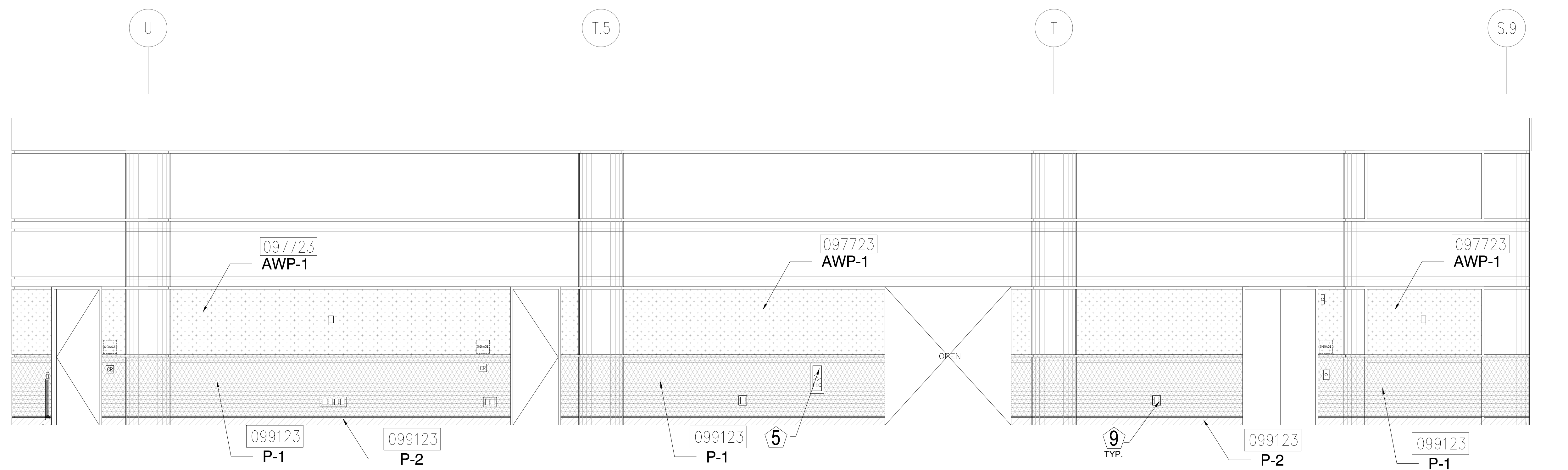
- 096513.13 B-1
- 097723 AWP-1
- 099123 P-1
- 097723 AWP-1 (CURVED)
- 099123 P-2
- 097200 WC-1

NOTES:

- 1 ALL PANEL DIMENSIONS TO BE FIELD VERIFIED ABOVE AND BELOW REVEAL
- 2 PRECAST AROUND ELEVATOR TO RECEIVE NEW PAINT
- 3 ALL EXISTING SIGNS, DIRECTORIES, AND WALL MOUNTED GRAPHICS AND DISPLAYS SHALL BE REMOVED FOR PANEL REMOVAL, REPLACEMENT AND PAINTING, THEN RE-INSTALLED PER OWNER DIRECTION
- 4 CONTRACTOR SHALL COORDINATE WITH ORANGE COUNTY CONVENTION CENTER STAFF AND ELEVATOR CONTRACTOR FOR WORK AT ELEVATOR CAB SURROUNDS
- 5 CONTRACTOR SHALL REMOVE AND RE-INSTALL ALL WALL MOUNTED DEVICES AND COORDINATE WITH ORANGE COUNTY CONVENTION CENTER FACILITY STAFF
- 6 ALL RESTROOMS THAT HAVE PREVIOUSLY BEEN RENOVATED SHALL RECEIVE PAINT ON EXISTING EXPOSED PRE-CAST BASE
- 7 AREAS INDICATED AS "N.I.S." ARE NOT INCLUDED IN THIS SCOPE OF WORK
- 8 EXISTING MILLWORK TO REMAIN
- 9 CONTRACTOR SHALL REMOVE ALL RECEPTACLE COVER PLATES TO BE REMOVED PRIOR TO PAINTING AND RE-INSTALL UPON COMPLETION
- 10 DEVICES IN WALLS THAT CANNOT BE REMOVED SHALL BE MASKED OFF FOR PAINTING, INCLUDING RAILINGS
- 11 CONTRACTOR SHALL PROVIDE APPROVED "FIRE WATCH" STAFF AT ANY TIME THAT WHEN THE FIRE ALARM SYSTEM IS OFF FOR WORK IN PROGRESS
- 12 PRE-CAST BASE NOT TAGGED HAS EXISTING PAINT AND IS NOT PART OF THIS SCOPE
- 13 SEE SHEET 14.001 FOR WALL AND COLUMN CALL OUTS
- 14 PRE-CAST PLANTERS AND PARTIAL HEIGHT WALLS AT RAMP LOCATIONS TO RECEIVE PAINT ON HORIZONTAL AND VERTICAL SURFACES AS INDICATED
- 15 REMOVE EXISTING ACOUSTICAL FABRIC; SAND, PREP AND PAINT ACCESS PANEL FRONT
- 16 ACOUSTICAL WALL PANEL AT THIS LOCATION EXTENDS BEYOND MILLWORK. CONTRACTOR SHALL REMOVE PANEL AND INSTALL NEW PANEL.

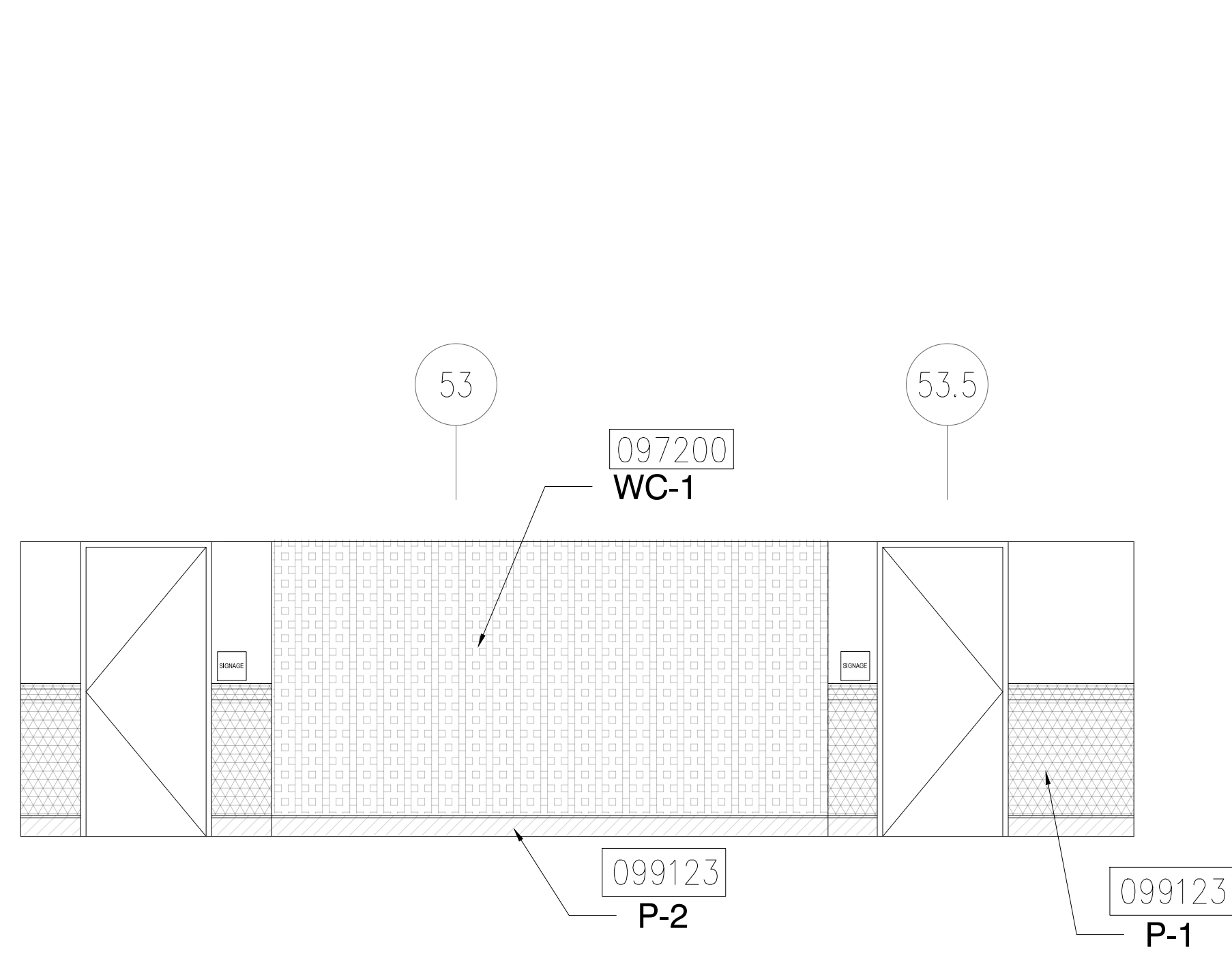
SYMBOL LEGEND:

- A-107 AREA NUMBER
- ELEVATION MARKER
- DETAIL REFERENCE
- INTERIOR SIGNAGE
- CARD READER
- FIRE HORN/STROBE
- FIRE EXTINGUISHER CABINET
- FHC FIRE HOSE CABINET
- AED AUTOMATIC EXTERNAL DEFIBRILLATOR
- EMERGENCY PHONE
- HOUSE PHONE
- FOOD CART RECEPTACLE
- RECEPTACLE/SWITCH COVER PLATE
- SINGLE RECEPTACLE
- DUPLEX RECEPTACLE



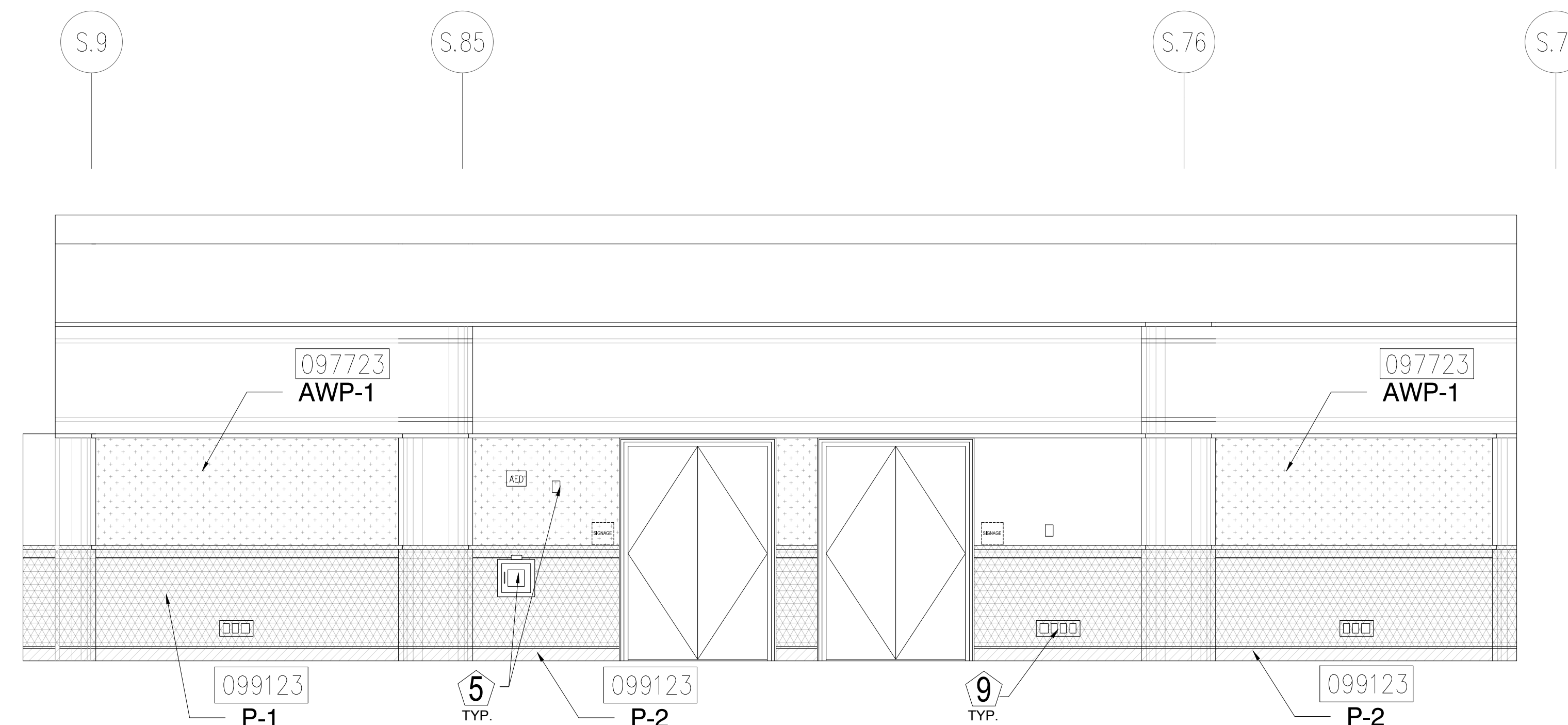
1 ELEVATION - LEVEL 300 - AREA A

1/4" = 1'-0"



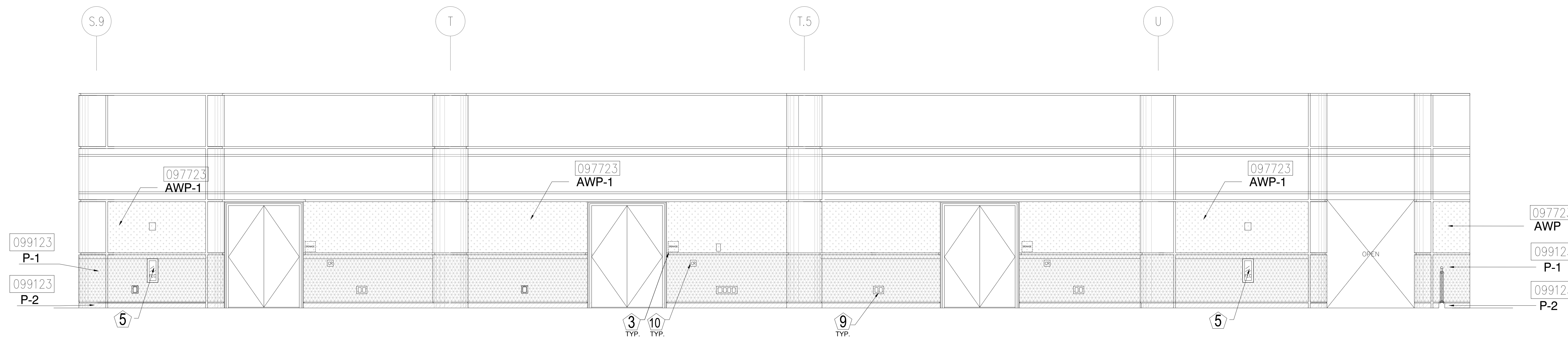
2 ELEVATION - LEVEL 300 - AREA A

1/4" = 1'-0"



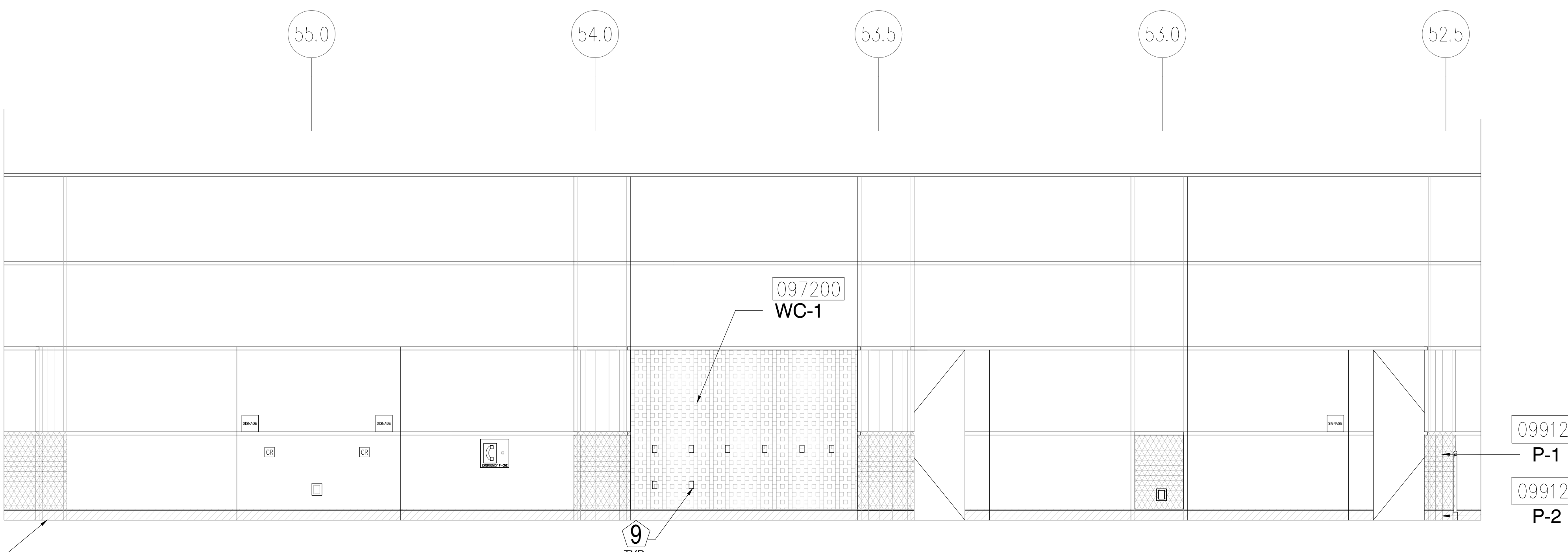
3 ELEVATION - LEVEL 300 - AREA A

1/4" = 1'-0"



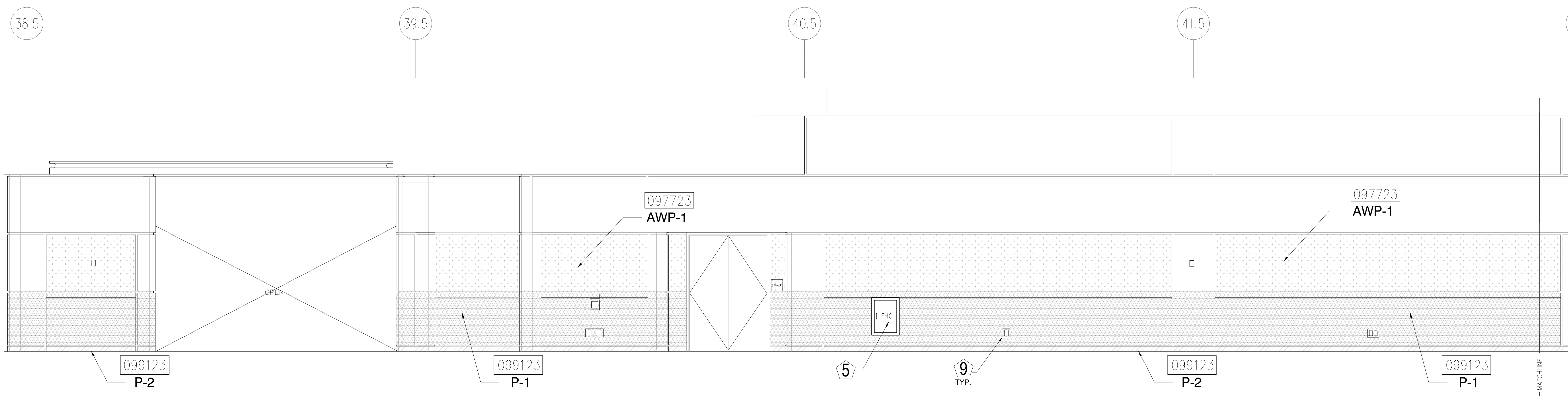
4 ELEVATION - LEVEL 300 - AREA A

1/4" = 1'-0"

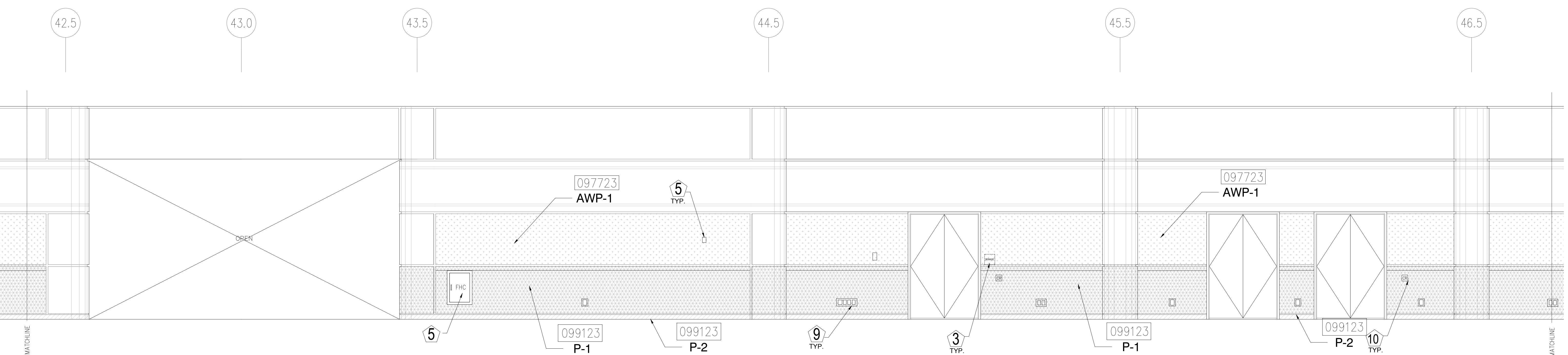


5 ELEVATION - LEVEL 300 - AREA A

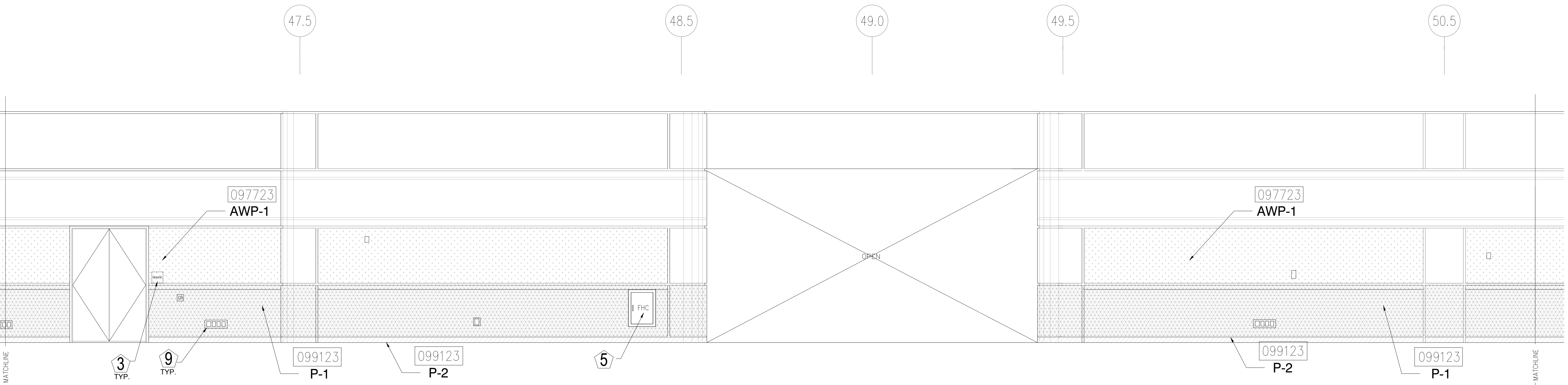
1/4" = 1'-0"



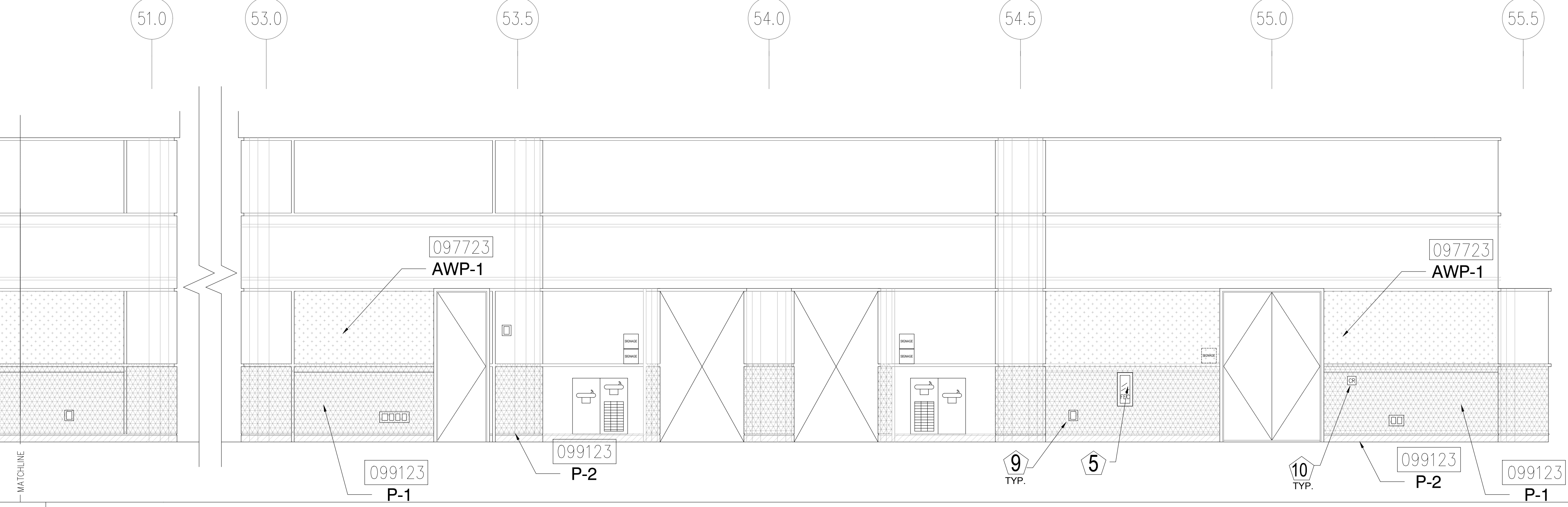
1 ELEVATION - LEVEL 300 - AREA A
1/4" = 1'-0"



2 ELEVATION - LEVEL 300 - AREA A
1/4" = 1'-0"



3 ELEVATION - LEVEL 300 - AREA A
1/4" = 1'-0"



4 ELEVATION - LEVEL 300 - AREA A
1/4" = 1'-0"

- KEY NOTES:**
- 097723 FABRIC WRAPPED PANELS
 - 099123 INTERIOR PAINTING
 - 097200 WALLCOVERING
 - 096513.13 RESILIENT BASE
- LEGEND:**
- SEE SHEET 18.001 FOR SPECIFICATIONS
- 096513.13 B-1
 - 097723 AWP-1
 - 099123 P-1
 - 097723 AWP-1 (CURVED)
 - 099123 P-2
 - 097200 WC-1

- NOTES:**
- 1 ALL PANEL DIMENSIONS TO BE FIELD VERIFIED
 - 2 PRECAST AROUND ELEVATOR TO RECEIVE NEW PAINT ABOVE AND BELOW REVEAL
 - 3 ALL EXISTING SIGNS, DIRECTORIES, AND WALL MOUNTED GRAPHICS AND DISPLAYS SHALL BE REMOVED FOR PANEL REMOVAL, REPLACEMENT AND PAINTING, THEN RE-INSTALLED PER OWNER DIRECTION
 - 4 CONTRACTOR SHALL COORDINATE WITH ORANGE COUNTY CONVENTION CENTER STAFF AND ELEVATOR CONTRACTOR FOR WORK AT ELEVATOR CAB SURROUNDS
 - 5 CONTRACTOR SHALL REMOVE AND RE-INSTALL ALL WALL MOUNTED DEVICES AND COORDINATE WITH ORANGE COUNTY CONVENTION CENTER FACILITY STAFF
 - 6 ALL RESTROOMS THAT HAVE PREVIOUSLY BEEN RENOVATED SHALL RECEIVE PAINT ON EXISTING EXPOSED PRE-CAST BASE
 - 7 AREAS INDICATED AS "N.I.S." ARE NOT INCLUDED IN THIS SCOPE OF WORK
 - 8 EXISTING MILLWORK TO REMAIN
 - 9 CONTRACTOR SHALL REMOVE ALL RECEPTACLE COVER PLATES TO BE REMOVED PRIOR TO PAINTING AND RE-INSTALL UPON COMPLETION
 - 10 DEVICES IN WALLS THAT CANNOT BE REMOVED SHALL BE MASKED OFF FOR PAINTING, INCLUDING RAILINGS
 - 11 CONTRACTOR SHALL PROVIDE APPROVED "FIRE WATCH" STAFF AT ANY TIME THAT WHEN THE FIRE ALARM SYSTEM IS OFF FOR WORK IN PROGRESS
 - 12 PRE-CAST BASE NOT TAGGED HAS EXISTING PAINT AND IS NOT PART OF THIS SCOPE
 - 13 SEE SHEET 14.001 FOR WALL AND COLUMN CALL OUTS
 - 14 PRE-CAST PLANTERS AND PARTIAL HEIGHT WALLS AT RAMP LOCATIONS TO RECEIVE PAINT ON HORIZONTAL AND VERTICAL SURFACES AS INDICATED
 - 15 REMOVE EXISTING ACOUSTICAL FABRIC; SAND, PREP AND PAINT ACCESS PANEL FRONT
 - 16 ACOUSTICAL WALL PANEL AT THIS LOCATION EXTENDS BEYOND MILLWORK. CONTRACTOR SHALL REMOVE PANEL AND INSTALL NEW PANEL.

SYMBOL LEGEND:

- A-107 AREA NUMBER
- ELEVATION MARKER
- DETAIL REFERENCE
- INTERIOR SIGNAGE
- CARD READER
- FIRE HORN/STROBE
- FIRE EXTINGUISHER CABINET
- FIRE HOSE CABINET
- AUTOMATIC EXTERNAL DEFIBRILLATOR
- EMERGENCY PHONE
- HOUSE PHONE
- FOOD CART RECEPTACLE
- RECEPTACLE/SWITCH COVER PLATE
- SINGLE RECEPTACLE
- DUPLEX RECEPTACLE

ORANGE COUNTY CONVENTION CENTER
WEST BUILDING WALL PANELS
LEVEL 300

SEAL

REVISIONS

- 1
- 2
- 3
- 4

PROJECT INFORMATION

PROJECT NUMBER: 75316
DATE: 05/12/2017
SCALE: 1/4" = 1'-0"
ISSUED FOR: 100% CONSTRUCTION DOCUMENTS

DRAWN BY: KG
CHECKED BY: JNK

DRAWING NUMBER
LEVEL 300 ELEVATIONS

15.302

This document is not an architectural or engineering study, drawing, specification, or design and is not to be used for construction of any load-bearing columns, load-bearing framing or walls of structures, or issuance of any building permit, except as otherwise provided by law.

ORANGE COUNTY CONVENTION CENTER
WEST BUILDING WALL PANELS
LEVEL 300

KEY NOTES:

- 097723 FABRIC WRAPPED PANELS
- 099123 INTERIOR PAINTING
- 097200 WALLCOVERING
- 096513.13 RESILIENT BASE

LEGEND:

SEE SHEET 18.001 FOR SPECIFICATIONS

- | | | | |
|--|------------------|--|-----------------------------|
| | 096513.13
B-1 | | 097723
AWP-1 |
| | 099123
P-1 | | 097723
AWP-1
(CURVED) |
| | 099123
P-2 | | 097200
WC-1 |


NOTES:

- 1 ALL PANEL DIMENSIONS TO BE FIELD VERIFIED
- 2 PRECAST AROUND ELEVATOR TO RECEIVE NEW PAINT ABOVE AND BELOW REVEAL
- 3 ALL EXISTING SIGNS, DIRECTORIES, AND WALL MOUNTED GRAPHICS AND DISPLAYS SHALL BE REMOVED FOR PANEL REMOVAL, REPLACEMENT AND PAINTING, THEN RE-INSTALLED PER OWNER DIRECTION
- 4 CONTRACTOR SHALL COORDINATE WITH ORANGE COUNTY CONVENTION CENTER STAFF AND ELEVATOR CONTRACTOR FOR WORK AT ELEVATOR CAB SURROUNDS
- 5 CONTRACTOR SHALL REMOVE AND RE-INSTALL ALL WALL MOUNTED DEVICES AND COORDINATE WITH ORANGE COUNTY CONVENTION CENTER FACILITY STAFF
- 6 ALL RESTROOMS THAT HAVE PREVIOUSLY BEEN RENOVATED SHALL RECEIVE PAINT ON EXISTING EXPOSED PRE-CAST BASE
- 7 AREAS INDICATED AS "N.I.S." ARE NOT INCLUDED IN THIS SCOPE OF WORK
- 8 EXISTING MILLWORK TO REMAIN
- 9 CONTRACTOR SHALL REMOVE ALL RECEPTACLE COVER PLATES TO BE REMOVED PRIOR TO PAINTING AND RE-INSTALL UPON COMPLETION
- 10 DEVICES IN WALLS THAT CANNOT BE REMOVED SHALL BE MASKED OFF FOR PAINTING, INCLUDING RAILINGS
- 11 CONTRACTOR SHALL PROVIDE APPROVED "FIRE WATCH" STAFF AT ANY TIME THAT WHEN THE FIRE ALARM SYSTEM IS OFF FOR WORK IN PROGRESS
- 12 PRE-CAST BASE NOT TAGGED HAS EXISTING PAINT AND IS NOT PART OF THIS SCOPE
- 13 SEE SHEET 14.001 FOR WALL AND COLUMN CALL OUTS
- 14 PRE-CAST PLANTERS AND PARTIAL HEIGHT WALLS AT RAMP LOCATIONS TO RECEIVE PAINT ON HORIZONTAL AND VERTICAL SURFACES AS INDICATED
- 15 REMOVE EXISTING ACOUSTICAL FABRIC; SAND, PREP AND PAINT ACCESS PANEL FRONT
- 16 ACOUSTICAL WALL PANEL AT THIS LOCATION EXTENDS BEYOND MILLWORK. CONTRACTOR SHALL REMOVE PANEL AND INSTALL NEW PANEL.

SYMBOL LEGEND:

- | | | |
|--|-------|----------------------------------|
| | A-107 | AREA NUMBER |
| | | ELEVATION MARKER |
| | | DETAIL REFERENCE |
| | SI | INTERIOR SIGNAGE |
| | CR | CARD READER |
| | | FIRE HORN/STROBE |
| | FE | FIRE EXTINGUISHER CABINET |
| | FHC | FIRE HOSE CABINET |
| | AED | AUTOMATIC EXTERNAL DEFIBRILLATOR |
| | EP | EMERGENCY PHONE |
| | | HOUSE PHONE |
| | | FOOD CART RECEPTACLE |
| | | RECEPTACLE/SWITCH COVER PLATE |
| | | SINGLE RECEPTACLE |
| | | DUPLEX RECEPTACLE |

SEAL



REVISIONS

- | | |
|--|---|
| | 1 |
| | 2 |
| | 3 |
| | 4 |

PROJECT INFORMATION

PROJECT NUMBER:
75316
DATE:
05/12/2017
SCALE:
1/4" = 1'-0"
ISSUED FOR:
100% CONSTRUCTION DOCUMENTS

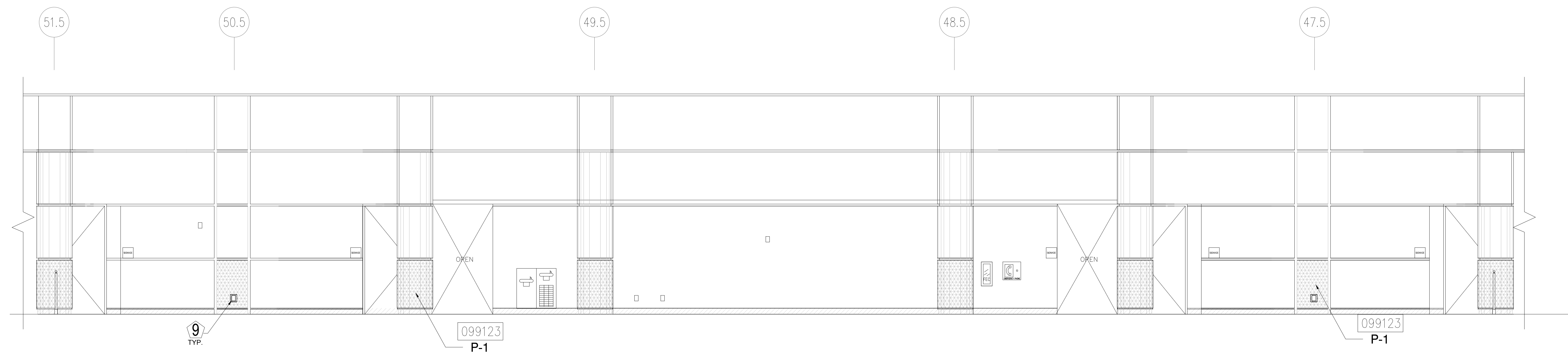
DRAWN BY:
KG
CHECKED BY:
JNK

DRAWING NUMBER

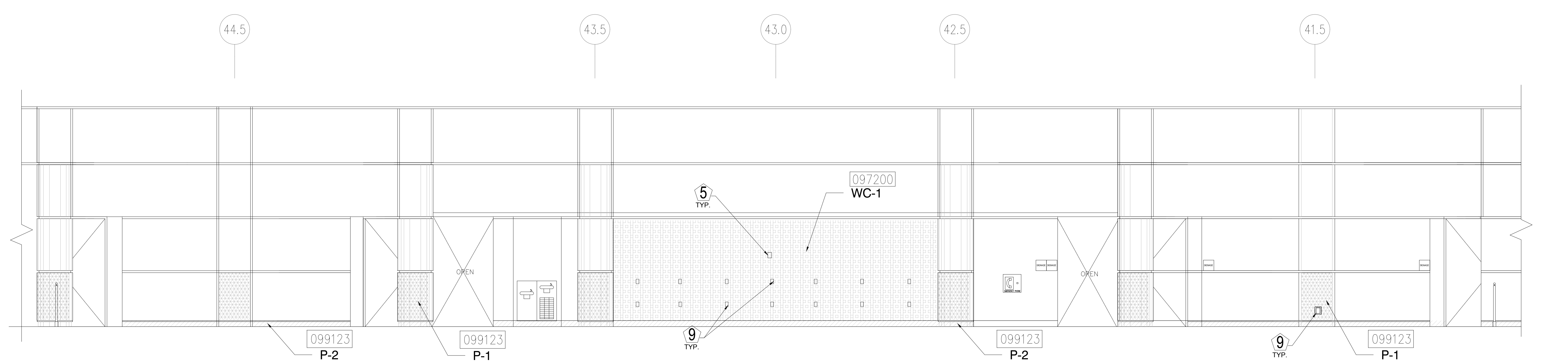
LEVEL 300 ELEVATIONS

15.303

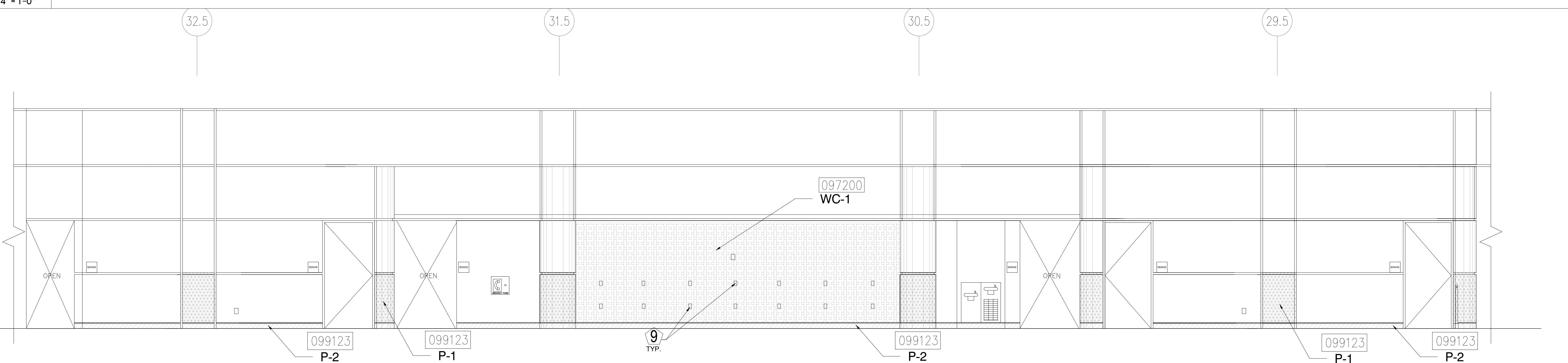
This document is not an architectural or engineering study, drawing, specification, or design and is not to be used for construction of any load-bearing columns, load-bearing framing or walls of structures, or issuance of any building permit, except as otherwise provided by law.



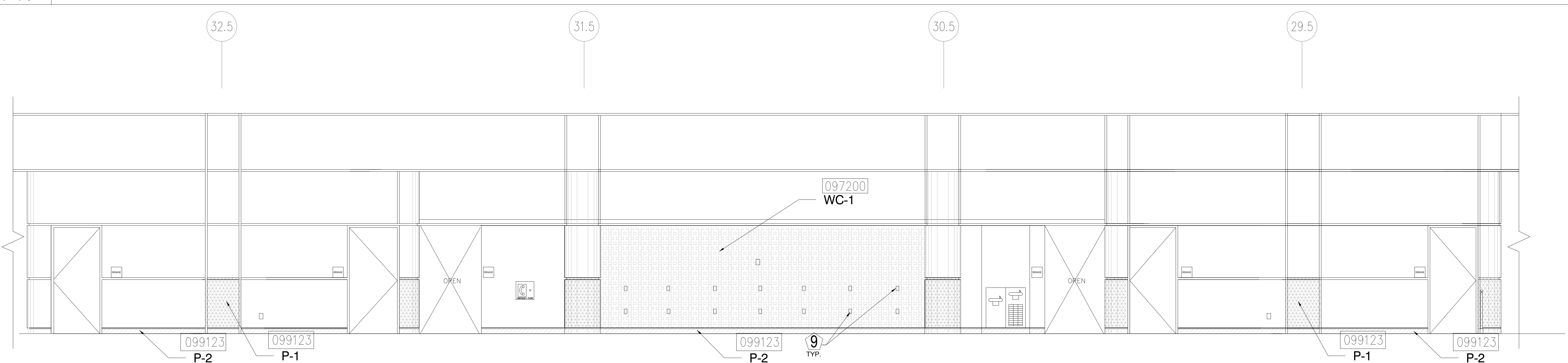
1 ELEVATION - LEVEL 300 - AREA A
1/4" = 1'-0"



2 ELEVATION - LEVEL 300 - AREA A
1/4" = 1'-0"



3 ELEVATION - LEVEL 300 - AREA B
1/4" = 1'-0"



4 ELEVATION - LEVEL 300 - AREA B
1/4" = 1'-0"

KEY NOTES:

- 097723 FABRIC WRAPPED PANELS
- 099123 INTERIOR PAINTING
- 097200 WALLCOVERING
- 096513.13 RESILIENT BASE

LEGEND:

SEE SHEET 18.001 FOR SPECIFICATIONS

	096513.13 B-1		097723 AWP-1
	099123 P-1		097723 AWP-1 (CURVED)
	099123 P-2		097200 WC-1

NOTES:

- 1 ALL PANEL DIMENSIONS TO BE FIELD VERIFIED
- 2 PRECAST AROUND ELEVATOR TO RECEIVE NEW PAINT ABOVE AND BELOW REVEAL
- 3 ALL EXISTING SIGNS, DIRECTORIES, AND WALL MOUNTED GRAPHICS AND DISPLAYS SHALL BE REMOVED FOR PANEL REMOVAL, REPLACEMENT AND PAINTING, THEN RE-INSTALLED PER OWNER DIRECTION
- 4 CONTRACTOR SHALL COORDINATE WITH ORANGE COUNTY CONVENTION CENTER STAFF AND ELEVATOR CONTRACTOR FOR WORK AT ELEVATOR CAB SURROUNDS
- 5 CONTRACTOR SHALL REMOVE AND RE-INSTALL ALL WALL MOUNTED DEVICES AND COORDINATE WITH ORANGE COUNTY CONVENTION CENTER FACILITY STAFF
- 6 ALL RESTROOMS THAT HAVE PREVIOUSLY BEEN RENOVATED SHALL RECEIVE PAINT ON EXISTING EXPOSED PRE-CAST BASE
- 7 AREAS INDICATED AS "N.I.S." ARE NOT INCLUDED IN THIS SCOPE OF WORK
- 8 EXISTING MILLWORK TO REMAIN
- 9 CONTRACTOR SHALL REMOVE ALL RECEPTACLE COVER PLATES TO BE REMOVED PRIOR TO PAINTING AND RE-INSTALL UPON COMPLETION
- 10 DEVICES IN WALLS THAT CANNOT BE REMOVED SHALL BE MASKED OFF FOR PAINTING, INCLUDING RAILINGS
- 11 CONTRACTOR SHALL PROVIDE APPROVED "FIRE WATCH" STAFF AT ANY TIME THAT WHEN THE FIRE ALARM SYSTEM IS OFF FOR WORK IN PROGRESS
- 12 PRE-CAST BASE NOT TAGGED HAS EXISTING PAINT AND IS NOT PART OF THIS SCOPE
- 13 SEE SHEET 14.001 FOR WALL AND COLUMN CALL OUTS
- 14 PRE-CAST PLANTERS AND PARTIAL HEIGHT WALLS AT RAMP LOCATIONS TO RECEIVE PAINT ON HORIZONTAL AND VERTICAL SURFACES AS INDICATED
- 15 REMOVE EXISTING ACOUSTICAL FABRIC; SAND, PREP AND PAINT ACCESS PANEL FRONT
- 16 ACOUSTICAL WALL PANEL AT THIS LOCATION EXTENDS BEYOND MILLWORK. CONTRACTOR SHALL REMOVE PANEL AND INSTALL NEW PANEL.

SYMBOL LEGEND:

- | | | |
|--|-------|----------------------------------|
| | A-107 | AREA NUMBER |
| | | ELEVATION MARKER |
| | | DETAIL REFERENCE |
| | SI | INTERIOR SIGNAGE |
| | CR | CARD READER |
| | | FIRE HORN/STROBE |
| | EX | FIRE EXTINGUISHER CABINET |
| | FHC | FIRE HOSE CABINET |
| | AED | AUTOMATIC EXTERNAL DEFIBRILLATOR |
| | EP | EMERGENCY PHONE |
| | | HOUSE PHONE |
| | | FOOD CART RECEPTACLE |
| | | RECEPTACLE/SWITCH COVER PLATE |
| | | SINGLE RECEPTACLE |
| | | DUPLEX RECEPTACLE |

SEAL

REVISIONS

- | | |
|--|---|
| | 1 |
| | 2 |
| | 3 |
| | 4 |

PROJECT INFORMATION

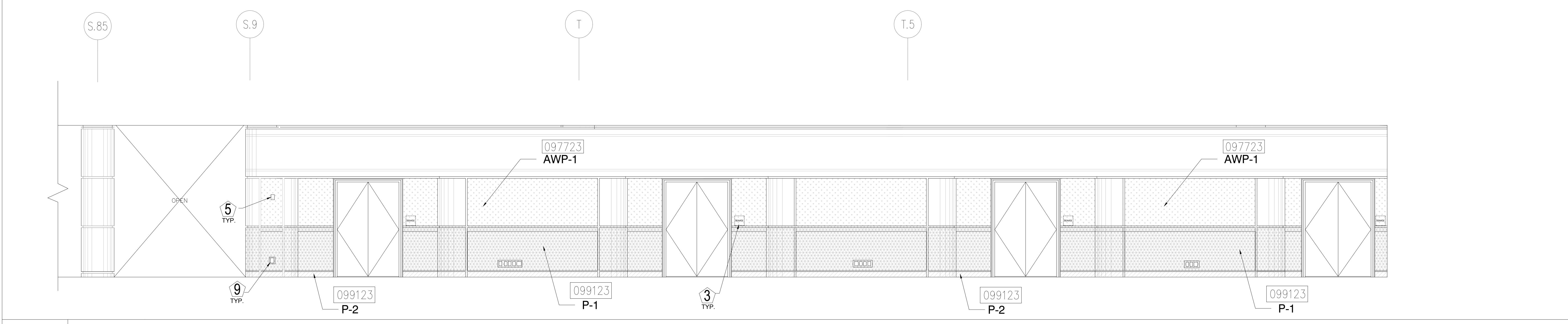
PROJECT NUMBER:
75316
DATE:
05/12/2017
SCALE:
1/4" = 1'-0"
ISSUED FOR:
100% CONSTRUCTION DOCUMENTS

DRAWN BY:
KG
CHECKED BY:
JNK

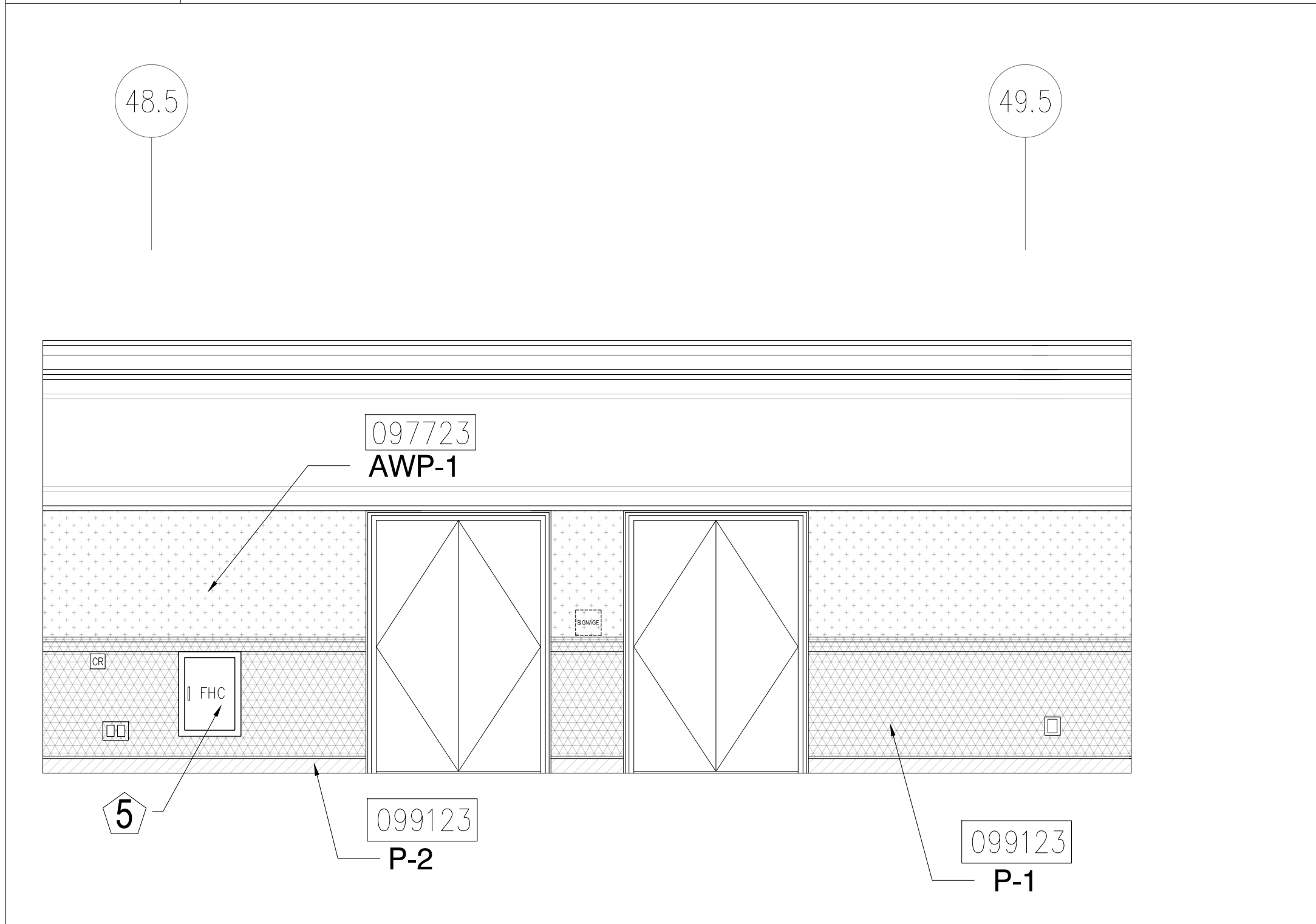
DRAWING NUMBER
LEVEL 300 ELEVATIONS

15.304

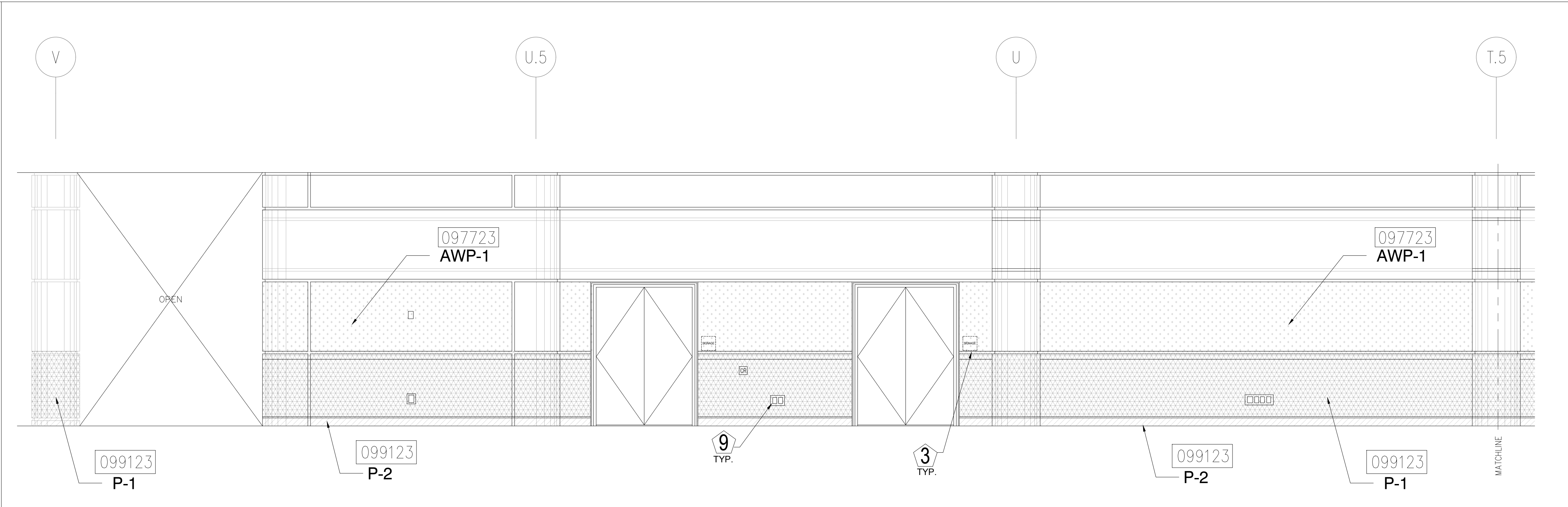
This document is not an architectural or engineering study, drawing, specification, or design and is not to be used for construction of any load-bearing columns, load-bearing framing or walls of structures, or issuance of any building permit, except as otherwise provided by law.



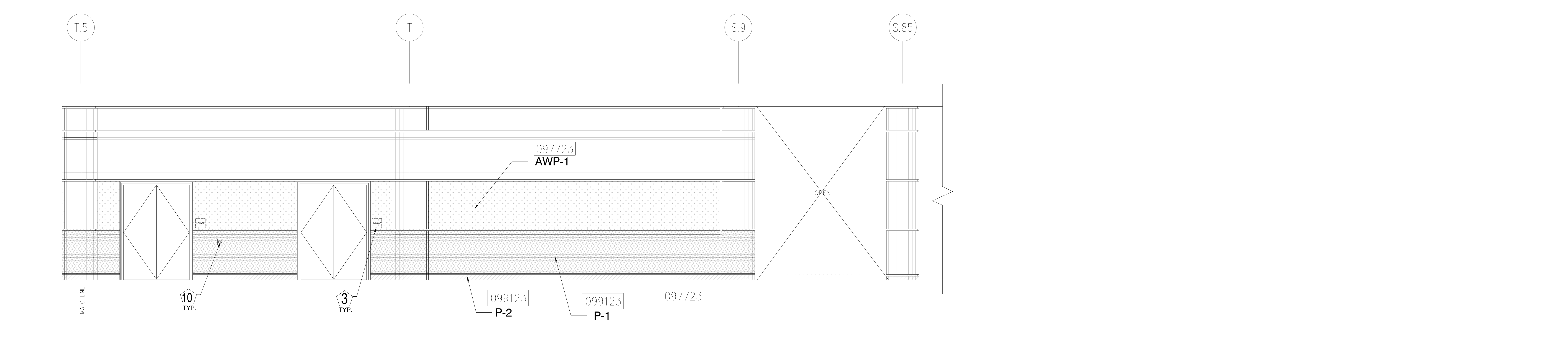
1 ELEVATION - LEVEL 300 - AREA A
1/4" = 1'-0"



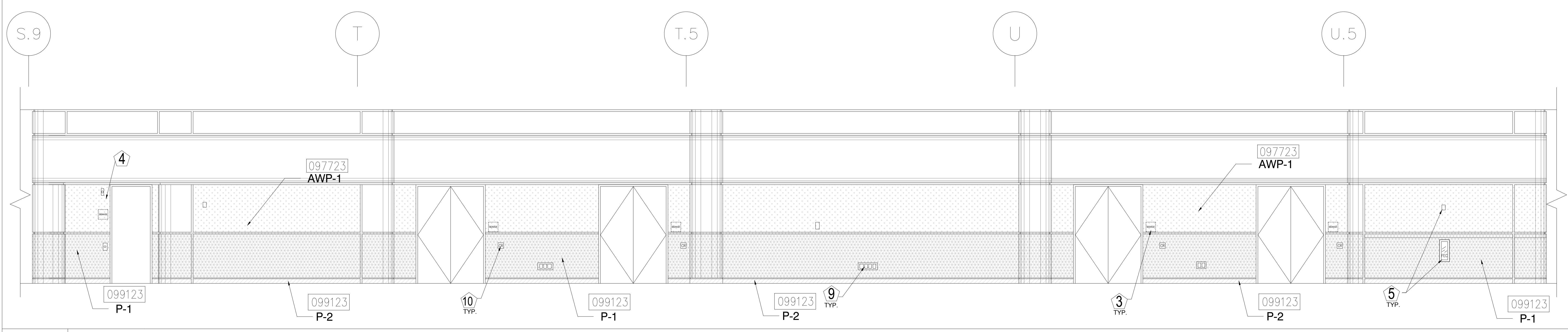
2 ELEVATION - LEVEL 300 - AREA A
1/4" = 1'-0"



3 ELEVATION - LEVEL 300 - AREA A
1/4" = 1'-0"

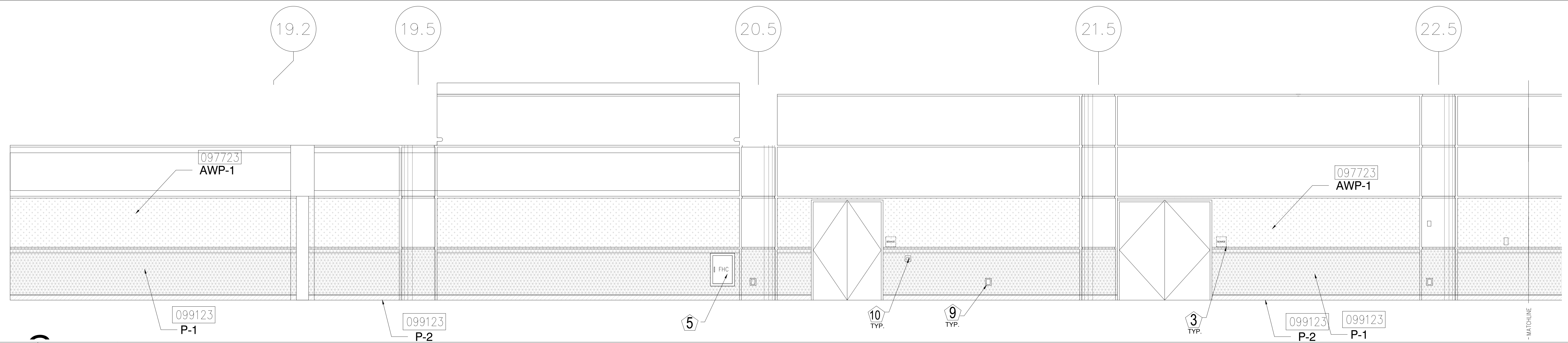


4 ELEVATION - LEVEL 300 - AREA A
1/4" = 1'-0"

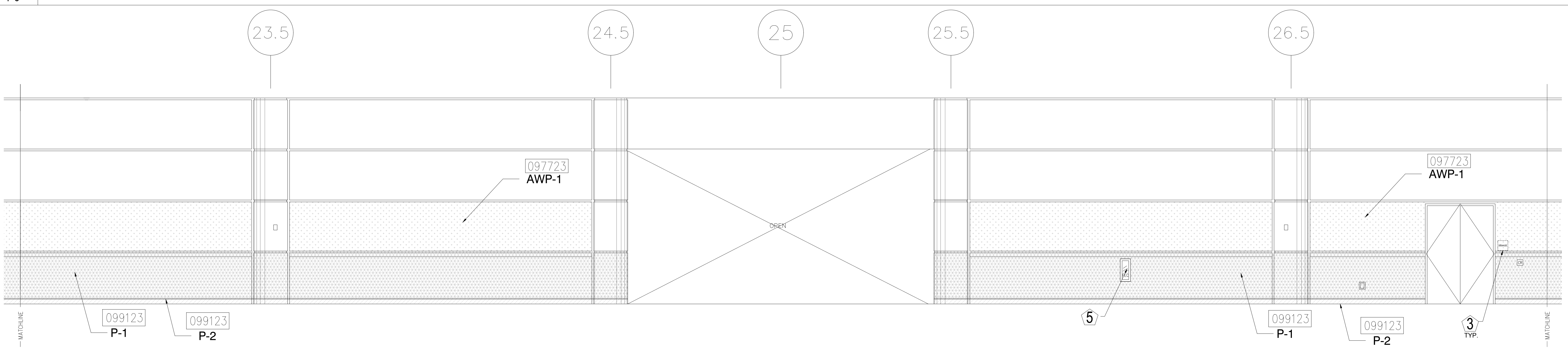


5 ELEVATION - LEVEL 300 - AREA B
1/4" = 1'-0"

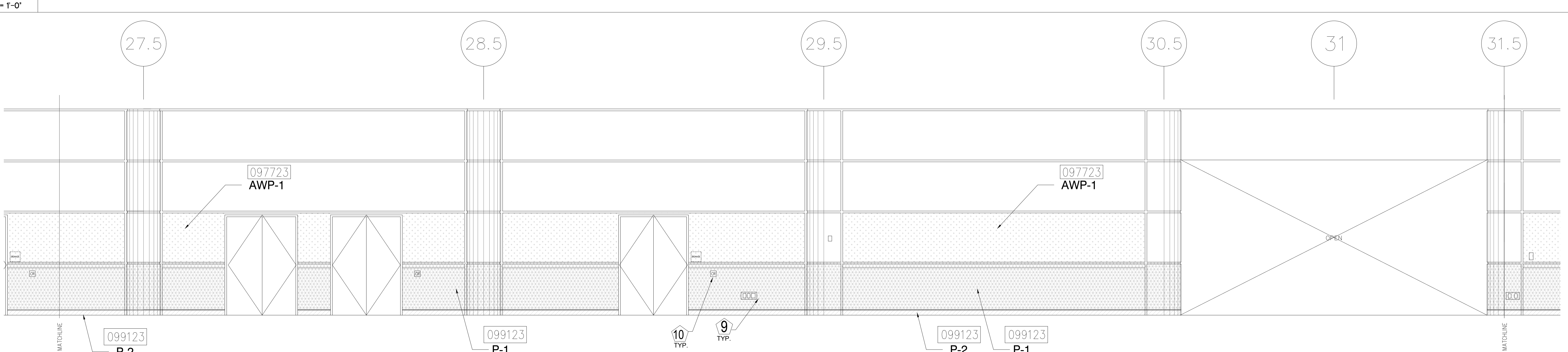
ORANGE COUNTY CONVENTION CENTER
WEST BUILDING WALL PANELS
LEVEL 300



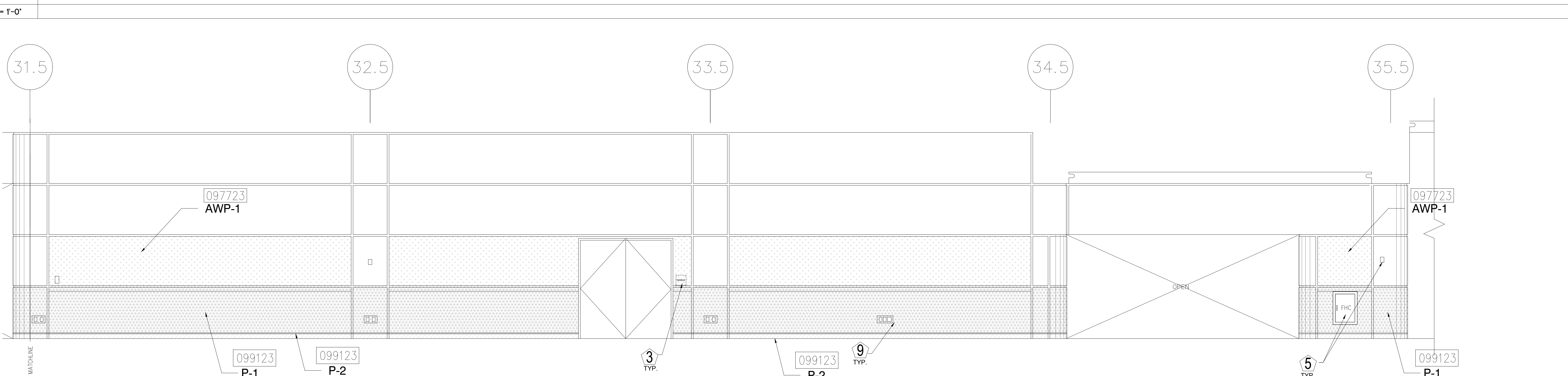
1 ELEVATION - LEVEL 300 - AREA B
1/4" = 1'-0"



2 ELEVATION - LEVEL 300 - AREA B
1/4" = 1'-0"



3 ELEVATION - LEVEL 300 - AREA B
1/4" = 1'-0"



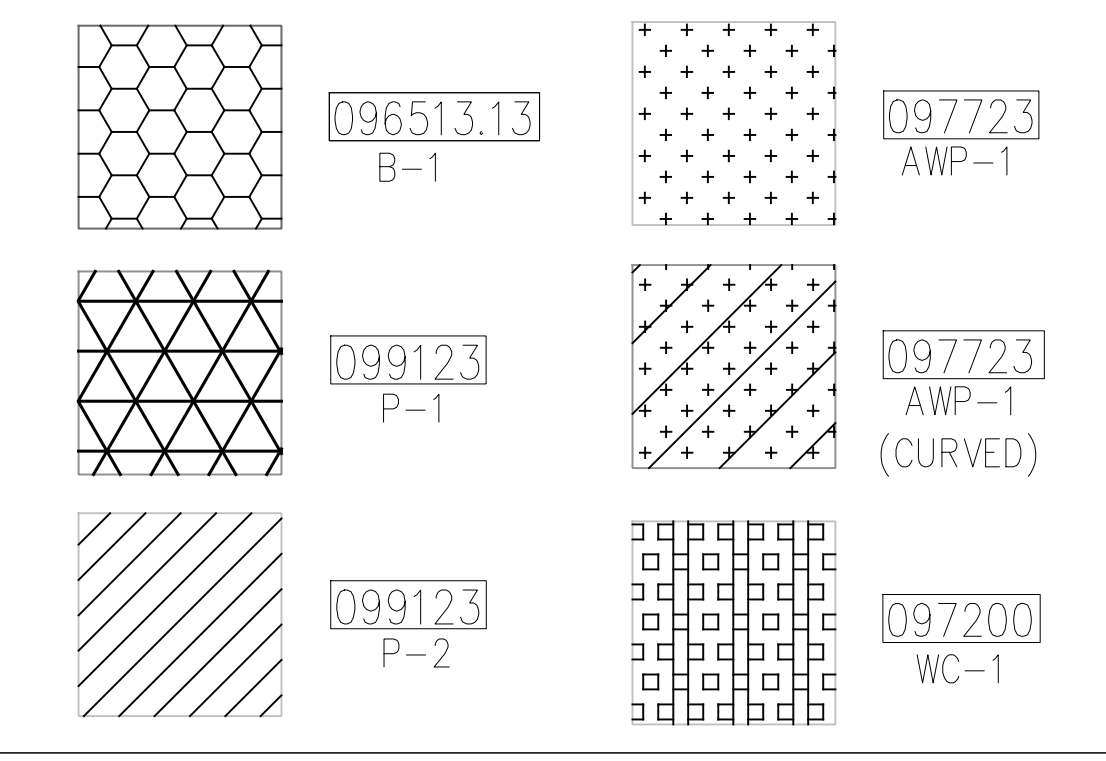
4 ELEVATION - LEVEL 300 - AREA B
1/4" = 1'-0"

KEY NOTES:

- 097723 FABRIC WRAPPED PANELS
- 099123 INTERIOR PAINTING
- 097200 WALLCOVERING
- 096513.13 RESILIENT BASE

LEGEND:

SEE SHEET 18.001 FOR SPECIFICATIONS



NOTES:

- 1 ALL PANEL DIMENSIONS TO BE FIELD VERIFIED
- 2 PRECAST AROUND ELEVATOR TO RECEIVE NEW PAINT ABOVE AND BELOW REVEAL
- 3 ALL EXISTING SIGNS, DIRECTORIES, AND WALL MOUNTED GRAPHICS AND DISPLAYS SHALL BE REMOVED FOR PANEL REMOVAL, REPLACEMENT AND PAINTING, THEN RE-INSTALLED PER OWNER DIRECTION
- 4 CONTRACTOR SHALL COORDINATE WITH ORANGE COUNTY CONVENTION CENTER STAFF AND ELEVATOR CONTRACTOR FOR WORK AT ELEVATOR CAB SURROUNDS
- 5 CONTRACTOR SHALL REMOVE AND RE-INSTALL ALL WALL MOUNTED DEVICES AND COORDINATE WITH ORANGE COUNTY CONVENTION CENTER FACILITY STAFF
- 6 ALL RESTROOMS THAT HAVE PREVIOUSLY BEEN RENOVATED SHALL RECEIVE PAINT ON EXISTING EXPOSED PRE-CAST BASE
- 7 AREAS INDICATED AS "N.I.S." ARE NOT INCLUDED IN THIS SCOPE OF WORK
- 8 EXISTING MILLWORK TO REMAIN
- 9 CONTRACTOR SHALL REMOVE ALL RECEPTACLE COVER PLATES TO BE REMOVED PRIOR TO PAINTING AND RE-INSTALL UPON COMPLETION
- 10 DEVICES IN WALLS THAT CANNOT BE REMOVED SHALL BE MASKED OFF FOR PAINTING, INCLUDING RAILINGS
- 11 CONTRACTOR SHALL PROVIDE APPROVED "FIRE WATCH" STAFF AT ANY TIME THAT WHEN THE FIRE ALARM SYSTEM IS OFF FOR WORK IN PROGRESS
- 12 PRE-CAST BASE NOT TAGGED HAS EXISTING PAINT AND IS NOT PART OF THIS SCOPE
- 13 SEE SHEET 14.001 FOR WALL AND COLUMN CALL OUTS
- 14 PRE-CAST PLANTERS AND PARTIAL HEIGHT WALLS AT RAMP LOCATIONS TO RECEIVE PAINT ON HORIZONTAL AND VERTICAL SURFACES AS INDICATED
- 15 REMOVE EXISTING ACOUSTICAL FABRIC; SAND, PREP AND PAINT ACCESS PANEL FRONT
- 16 ACOUSTICAL WALL PANEL AT THIS LOCATION EXTENDS BEYOND MILLWORK. CONTRACTOR SHALL REMOVE PANEL AND INSTALL NEW PANEL.

SYMBOL LEGEND:

- A-107 AREA NUMBER
- ELEVATION MARKER
- DETAIL REFERENCE
- INTERIOR SIGNAGE
- CR CARD READER
- FIRE HORN/STROBE
- FIRE EXTINGUISHER CABINET
- FHC FIRE HOSE CABINET
- AED AUTOMATIC EXTERNAL DEFIBRILLATOR
- EMERGENCY PHONE
- HOUSE PHONE
- FOOD CART RECEPTACLE
- RECEPTACLE/SWITCH COVER PLATE
- SINGLE RECEPTACLE
- DUPLEX RECEPTACLE

SEAL

REVISIONS

- 1
- 2
- 3
- 4

PROJECT INFORMATION

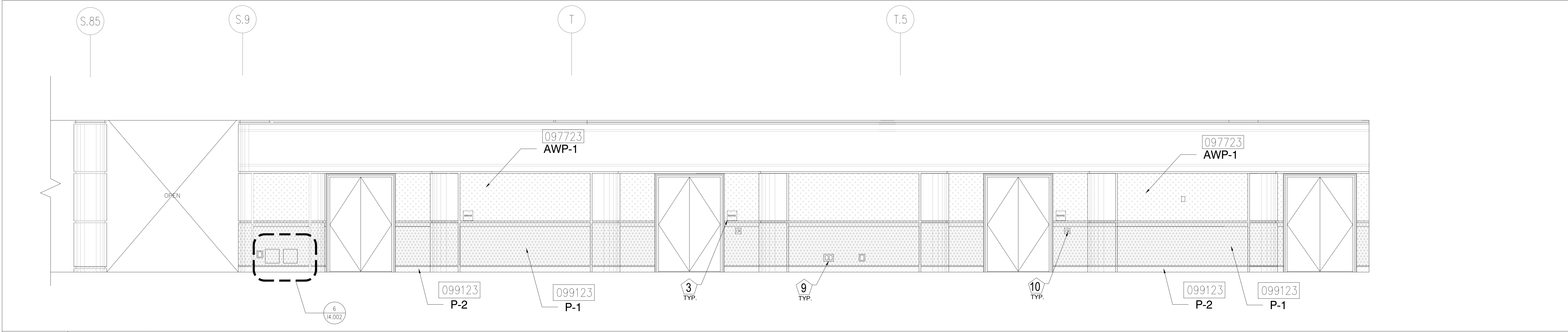
PROJECT NUMBER: 75316
DATE: 05/12/2017
SCALE: 1/4" = 1'-0"
ISSUED FOR: 100% CONSTRUCTION DOCUMENTS

DRAWN BY: KG
CHECKED BY: JNK

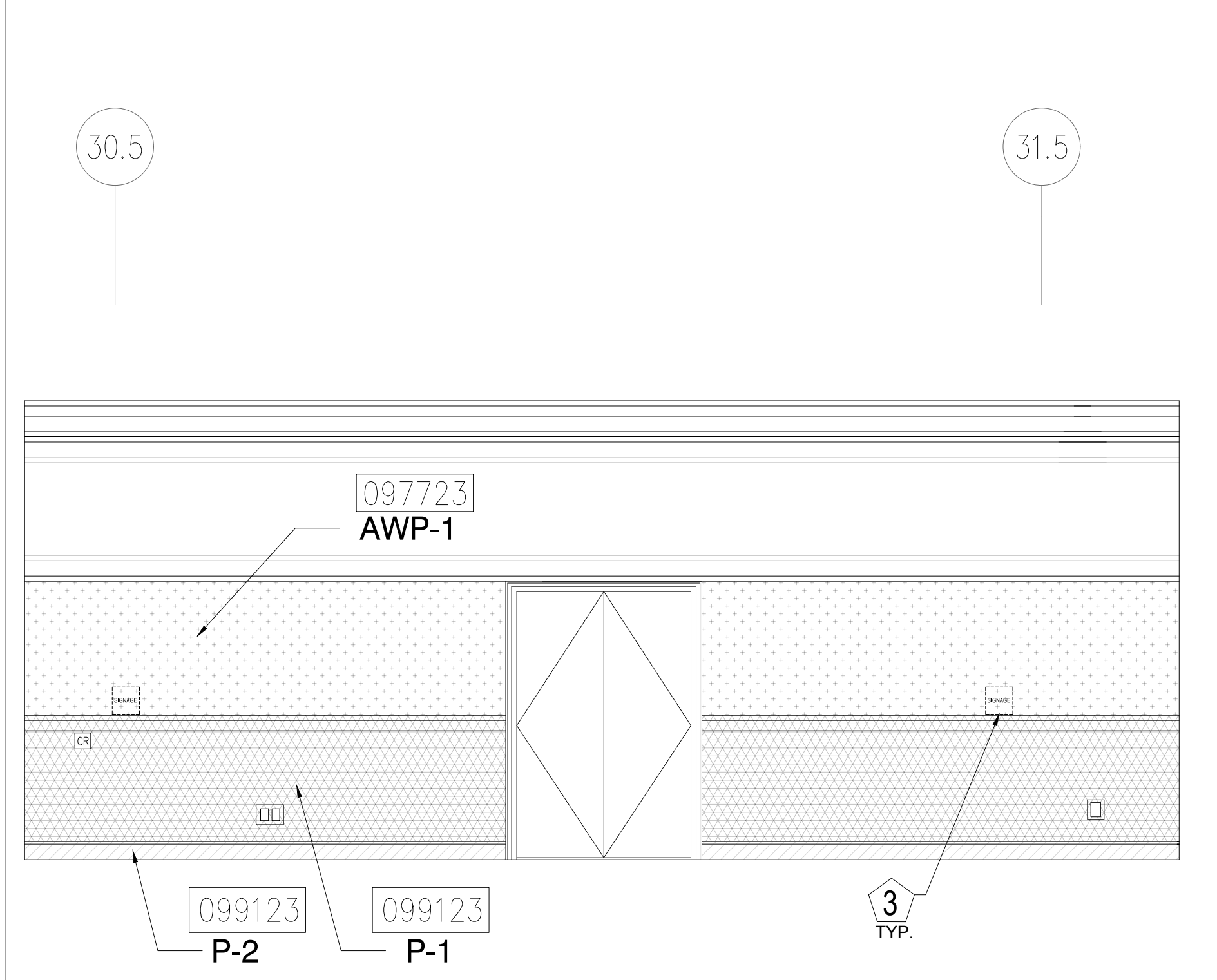
DRAWING NUMBER
LEVEL 300 ELEVATIONS

15.305

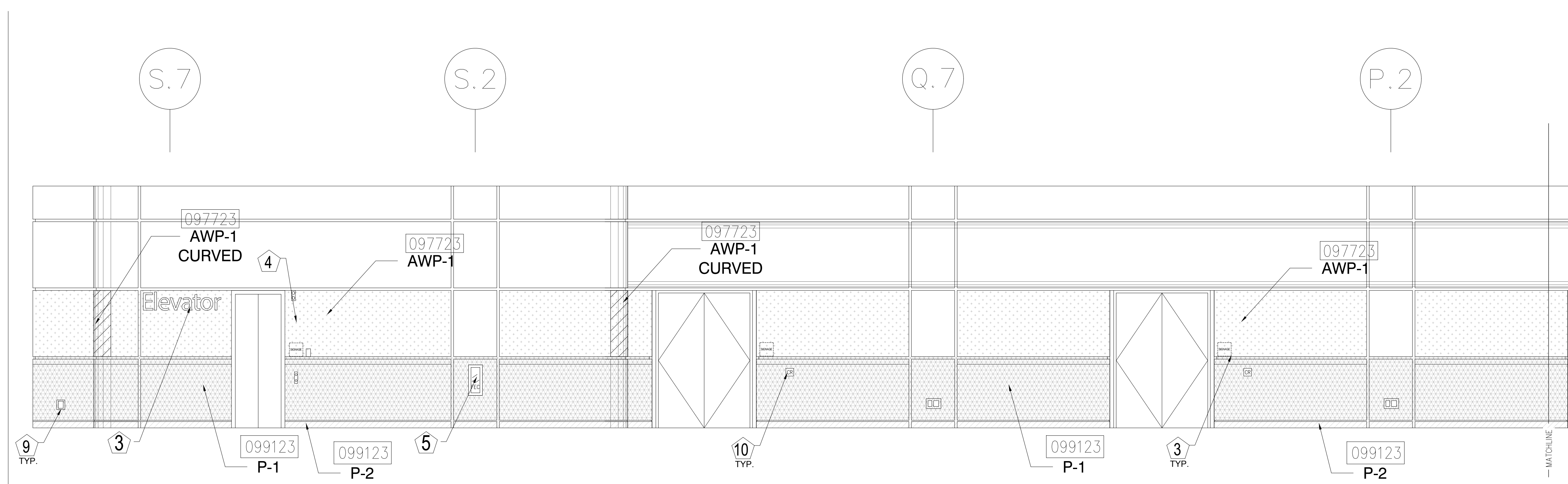
This document is not an architectural or engineering study, drawing, specification, or design and is not to be used for construction of any load-bearing columns, load-bearing framing or walls of structures, or issuance of any building permit, except as otherwise provided by law.



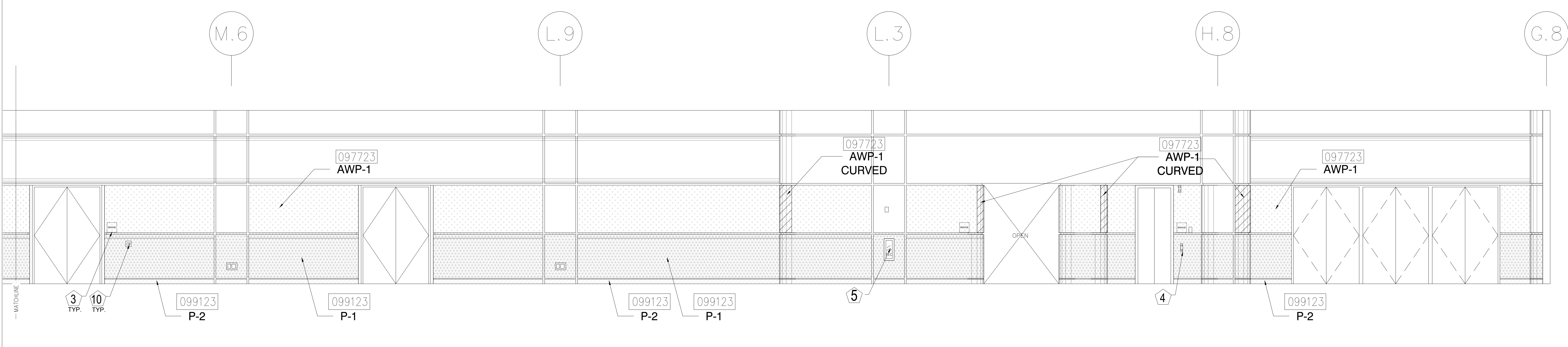
1 ELEVATION - LEVEL 300 - AREA B
1/4" = 1'-0"



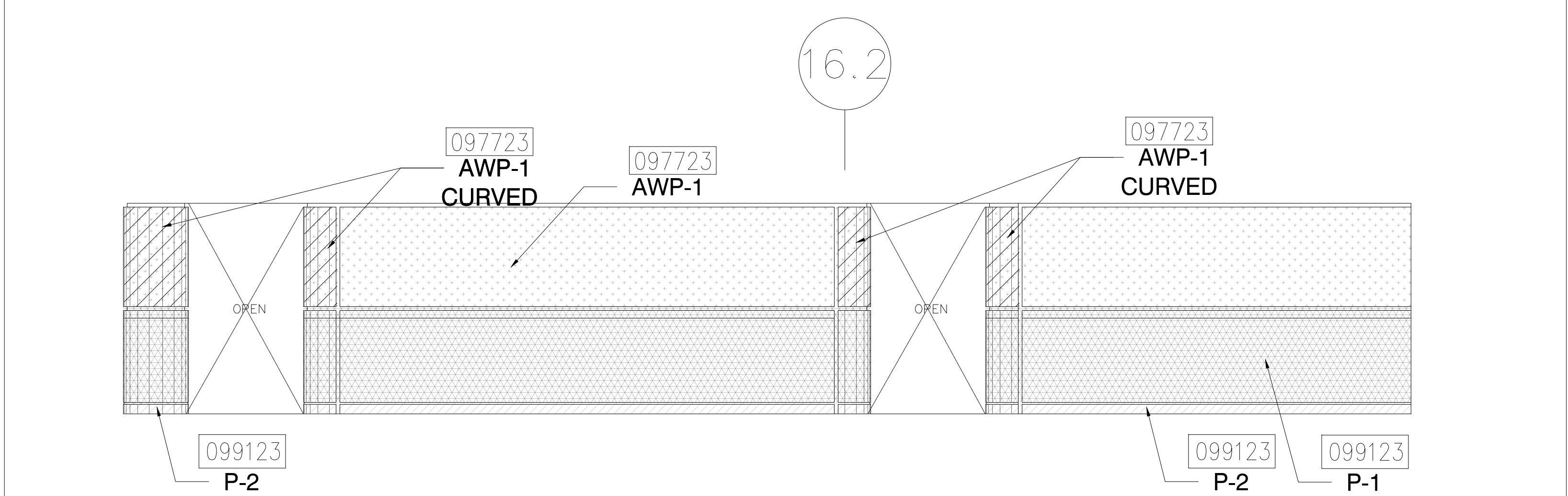
2 ELEVATION - LEVEL 300 - AREA B
1/4" = 1'-0"



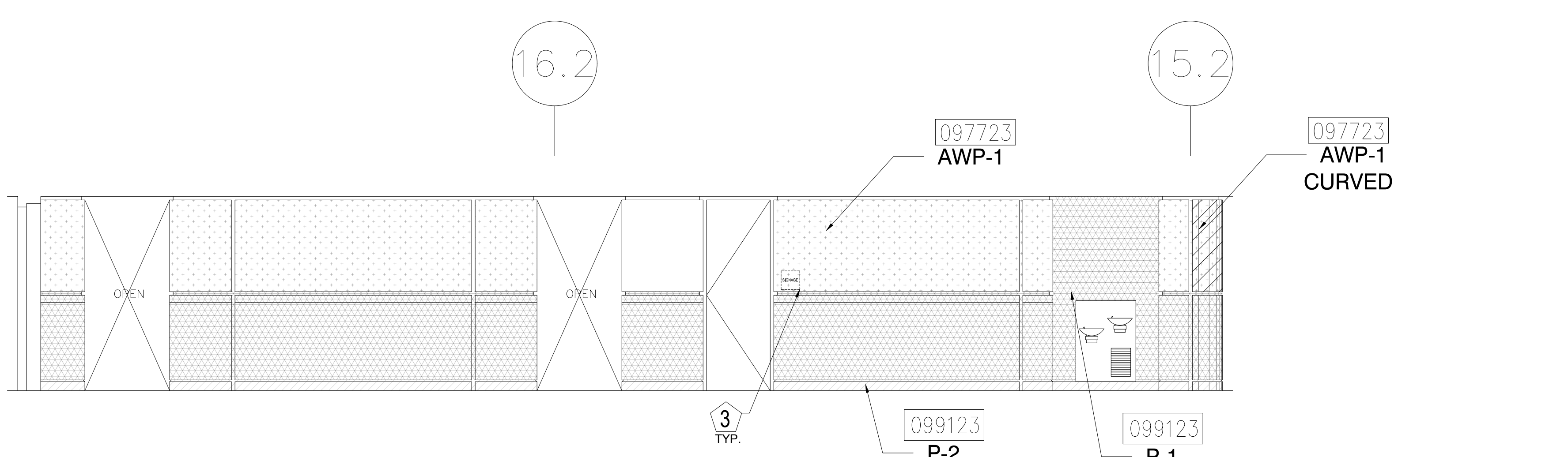
3 ELEVATION - LEVEL 300 - AREA C
1/4" = 1'-0"



4 ELEVATION - LEVEL 300 - AREA C
1/4" = 1'-0"



5 ELEVATION - LEVEL 300 - AREA C
1/4" = 1'-0"



3 ELEVATION - LEVEL 300 - AREA C
1/4" = 1'-0"

KEY NOTES:

- 097723 FABRIC WRAPPED PANELS
- 099123 INTERIOR PAINTING
- 097200 WALLCOVERING
- 096513.13 RESILIENT BASE

LEGEND:

SEE SHEET 18.001 FOR SPECIFICATIONS

	096513.13 B-1		097723 AWP-1
	099123 P-1		097723 AWP-1 (CURVED)
	099123 P-2		097200 WC-1

- NOTES:**
- 1 ALL PANEL DIMENSIONS TO BE FIELD VERIFIED
 - 2 PRECAST AROUND ELEVATOR TO RECEIVE NEW PAINT ABOVE AND BELOW REVEAL
 - 3 ALL EXISTING SIGNS, DIRECTORIES, AND WALL MOUNTED GRAPHICS AND DISPLAYS SHALL BE REMOVED FOR PANEL REMOVAL, REPLACEMENT AND PAINTING, THEN RE-INSTALLED PER OWNER DIRECTION
 - 4 CONTRACTOR SHALL COORDINATE WITH ORANGE COUNTY CONVENTION CENTER STAFF AND ELEVATOR CONTRACTOR FOR WORK AT ELEVATOR CAB SURROUNDS
 - 5 CONTRACTOR SHALL REMOVE AND RE-INSTALL ALL WALL MOUNTED DEVICES AND COORDINATE WITH ORANGE COUNTY CONVENTION CENTER FACILITY STAFF
 - 6 ALL RESTROOMS THAT HAVE PREVIOUSLY BEEN RENOVATED SHALL RECEIVE PAINT ON EXISTING EXPOSED PRE-CAST BASE
 - 7 AREAS INDICATED AS "N.I.S." ARE NOT INCLUDED IN THIS SCOPE OF WORK
 - 8 EXISTING MILLWORK TO REMAIN
 - 9 CONTRACTOR SHALL REMOVE ALL RECEPTACLE COVER PLATES TO BE REMOVED PRIOR TO PAINTING AND RE-INSTALL UPON COMPLETION
 - 10 DEVICES IN WALLS THAT CANNOT BE REMOVED SHALL BE MASKED OFF FOR PAINTING, INCLUDING RAILINGS
 - 11 CONTRACTOR SHALL PROVIDE APPROVED "FIRE WATCH" STAFF AT ANY TIME THAT WHEN THE FIRE ALARM SYSTEM IS OFF FOR WORK IN PROGRESS
 - 12 PRE-CAST BASE NOT TAGGED HAS EXISTING PAINT AND IS NOT PART OF THIS SCOPE
 - 13 SEE SHEET 14.001 FOR WALL AND COLUMN CALL OUTS
 - 14 PRE-CAST PLANTERS AND PARTIAL HEIGHT WALLS AT RAMP LOCATIONS TO RECEIVE PAINT ON HORIZONTAL AND VERTICAL SURFACES AS INDICATED
 - 15 REMOVE EXISTING ACOUSTICAL FABRIC; SAND, PREP AND PAINT ACCESS PANEL FRONT
 - 16 ACOUSTICAL WALL PANEL AT THIS LOCATION EXTENDS BEYOND MILLWORK. CONTRACTOR SHALL REMOVE PANEL AND INSTALL NEW PANEL.


SYMBOL LEGEND:

	A-107	AREA NUMBER
		ELEVATION MARKER
		DETAIL REFERENCE
		INTERIOR SIGNAGE
	CR	CARD READER
		FIRE HORN/STROBE
		FIRE EXTINGUISHER CABINET
	FHC	FIRE HOSE CABINET
	AED	AUTOMATIC EXTERNAL DEFIBRILLATOR
		EMERGENCY PHONE
		HOUSE PHONE
		FOOD CART RECEPTACLE
		RECEPTACLE/SWITCH COVER PLATE
		SINGLE RECEPTACLE
		DUPLEX RECEPTACLE

TJNG PARTNERS
205 East Central Blvd.
Orlando, FL 32801
Phone 407.644.2445
Fax 407.644.0445
www.tjngpartners.com
18 0001073

ORANGE COUNTY CONVENTION CENTER
WEST BUILDING WALL PANELS
LEVEL 300

SEAL



REVISIONS

- 1
- 2
- 3
- 4

PROJECT INFORMATION

PROJECT NUMBER: 75316
DATE: 05/12/2017
SCALE: 1/4" = 1'-0"
ISSUED FOR: 100% CONSTRUCTION DOCUMENTS

DRAWN BY: KG
CHECKED BY: JNK

DRAWING NUMBER
LEVEL 300 ELEVATIONS

15.306

This document is not an architectural or engineering study, drawing, specification, or design and is not to be used for construction of any load-bearing columns, load-bearing framing or walls of structures, or issuance of any building permit, except as otherwise provided by law.

15.2

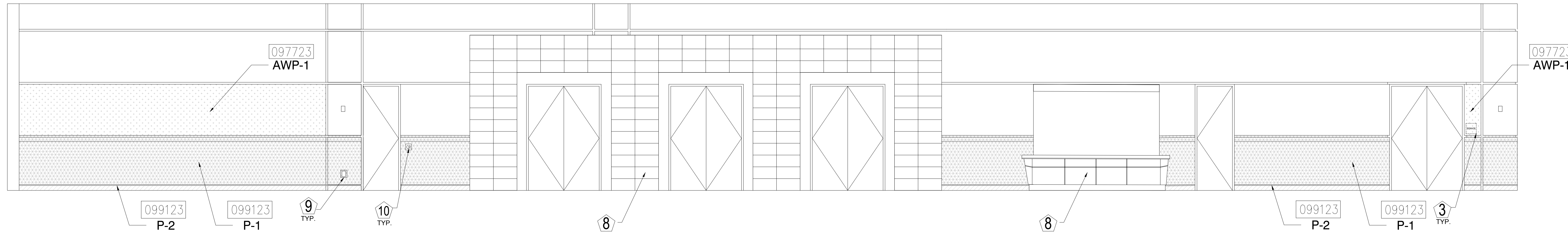
15

14.5

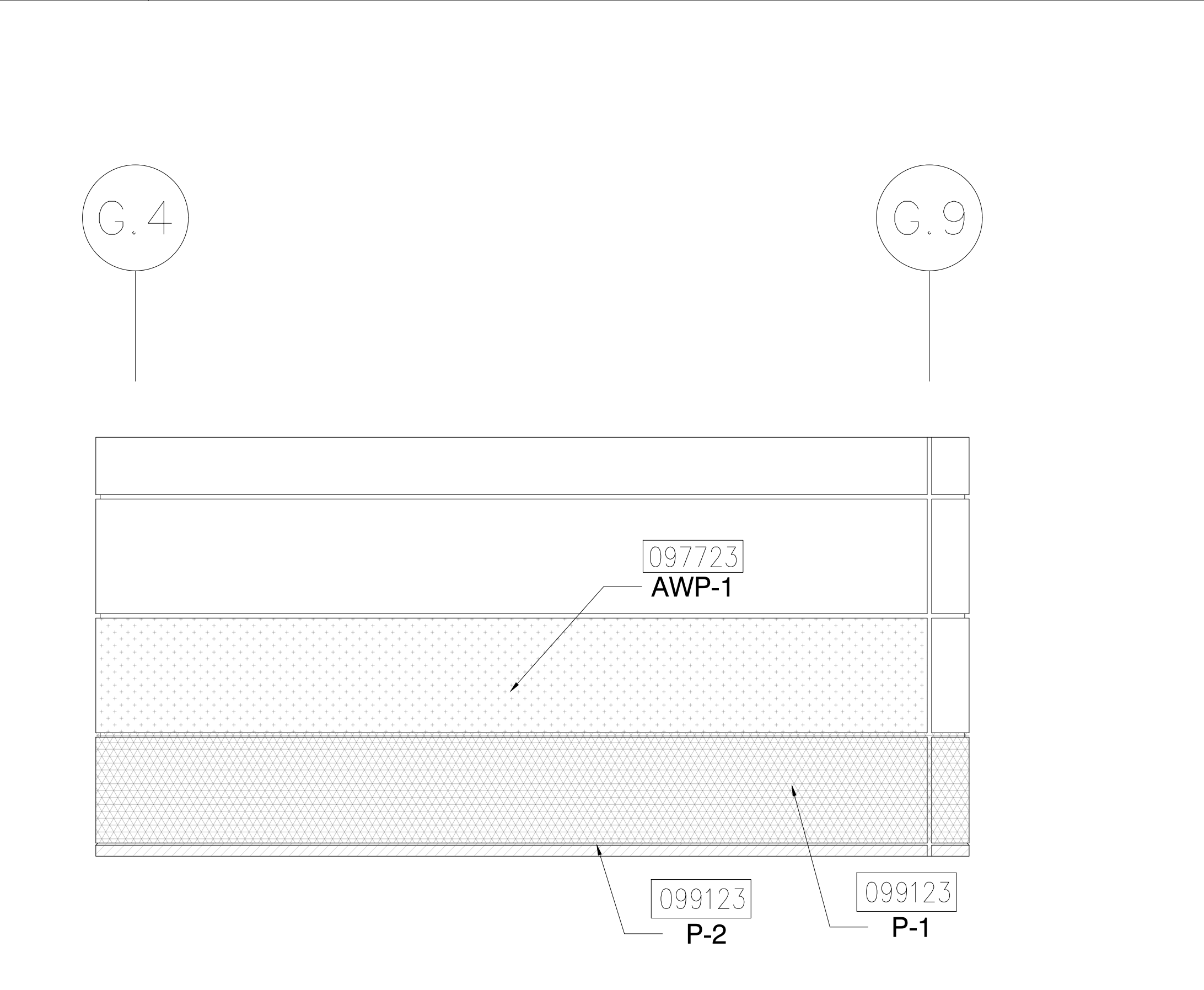
13.5

12.5

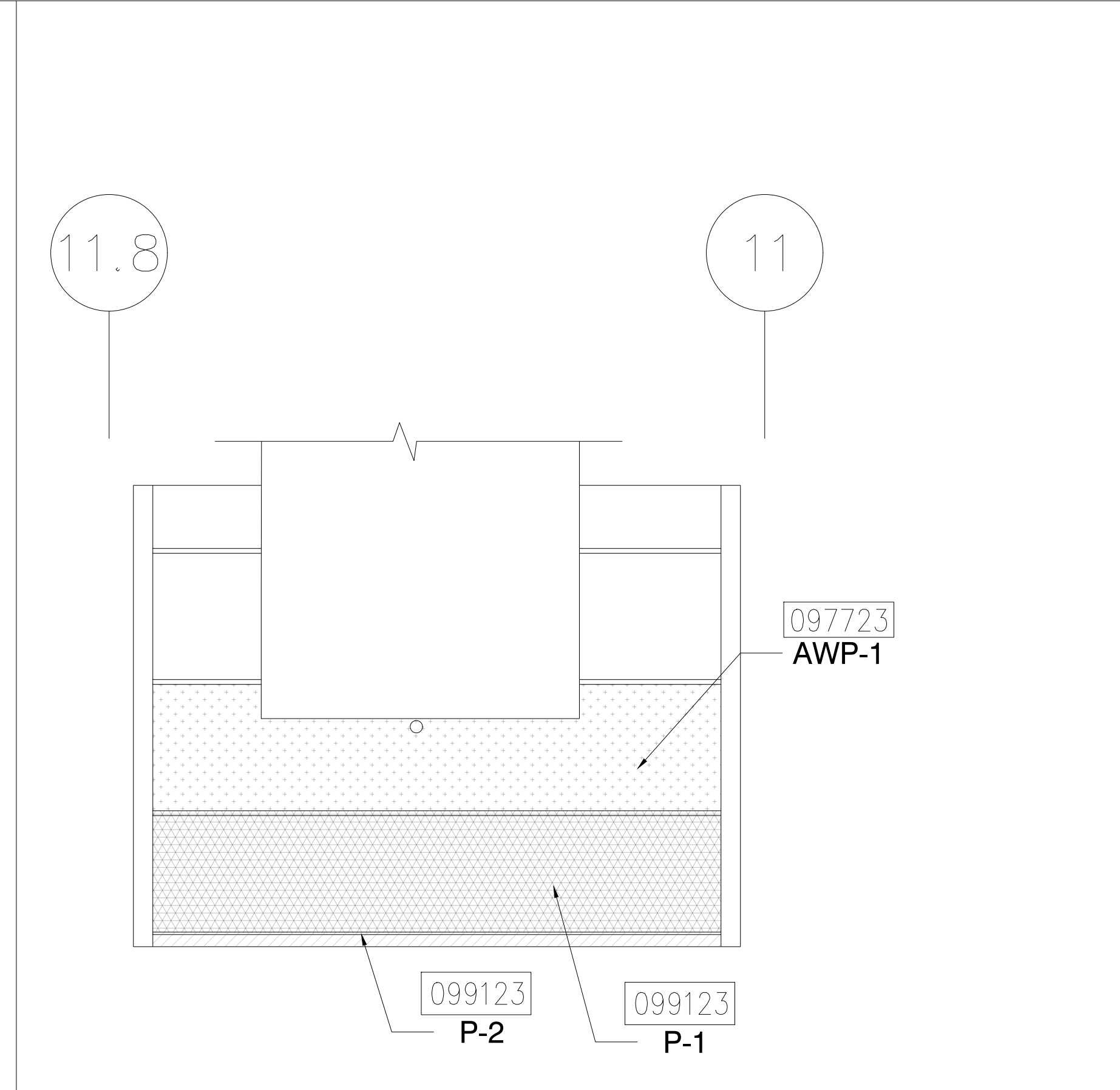
11.8



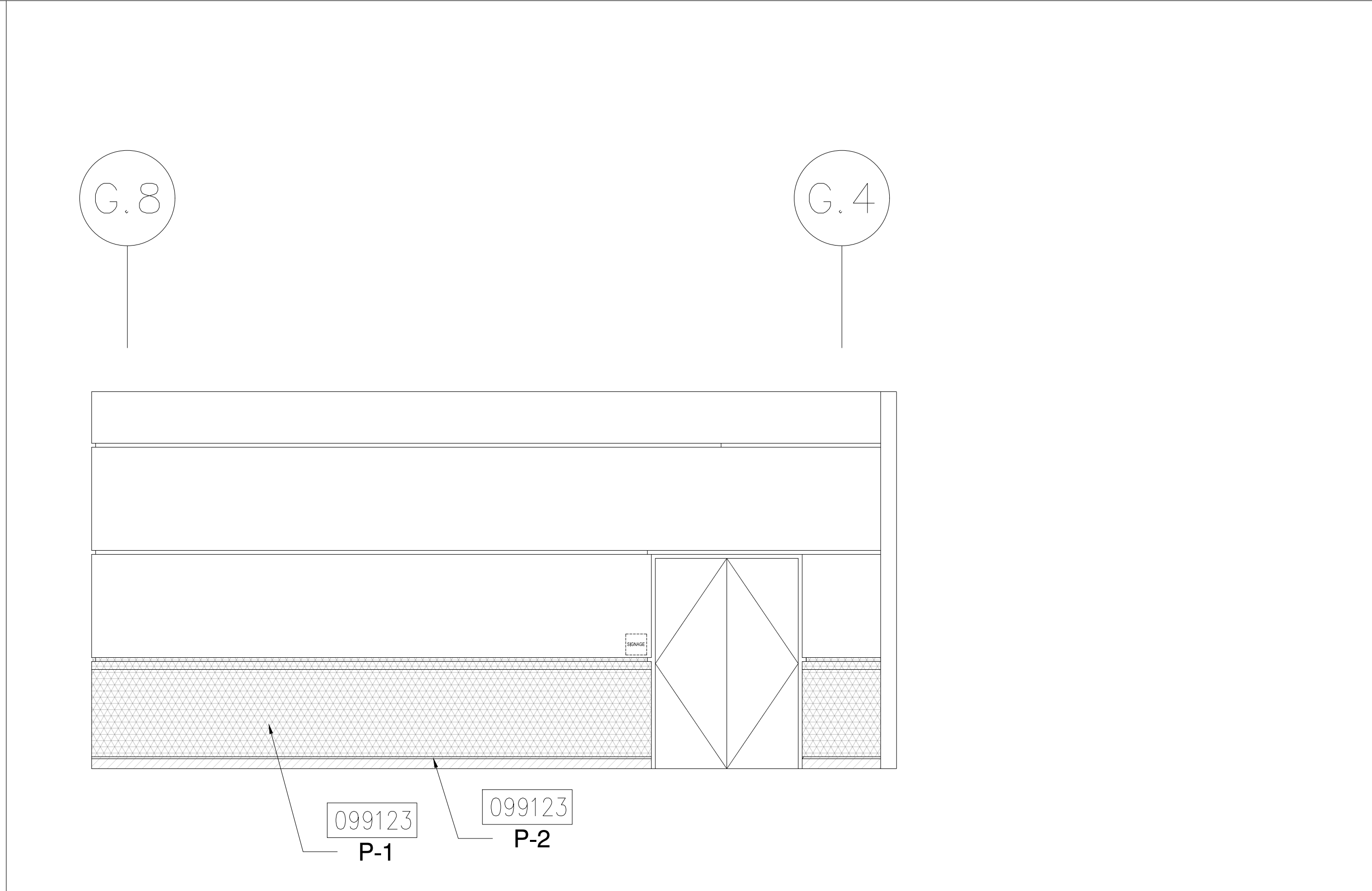
1 ELEVATION - LEVEL 300 - AREA C
1/4" = 1'-0"



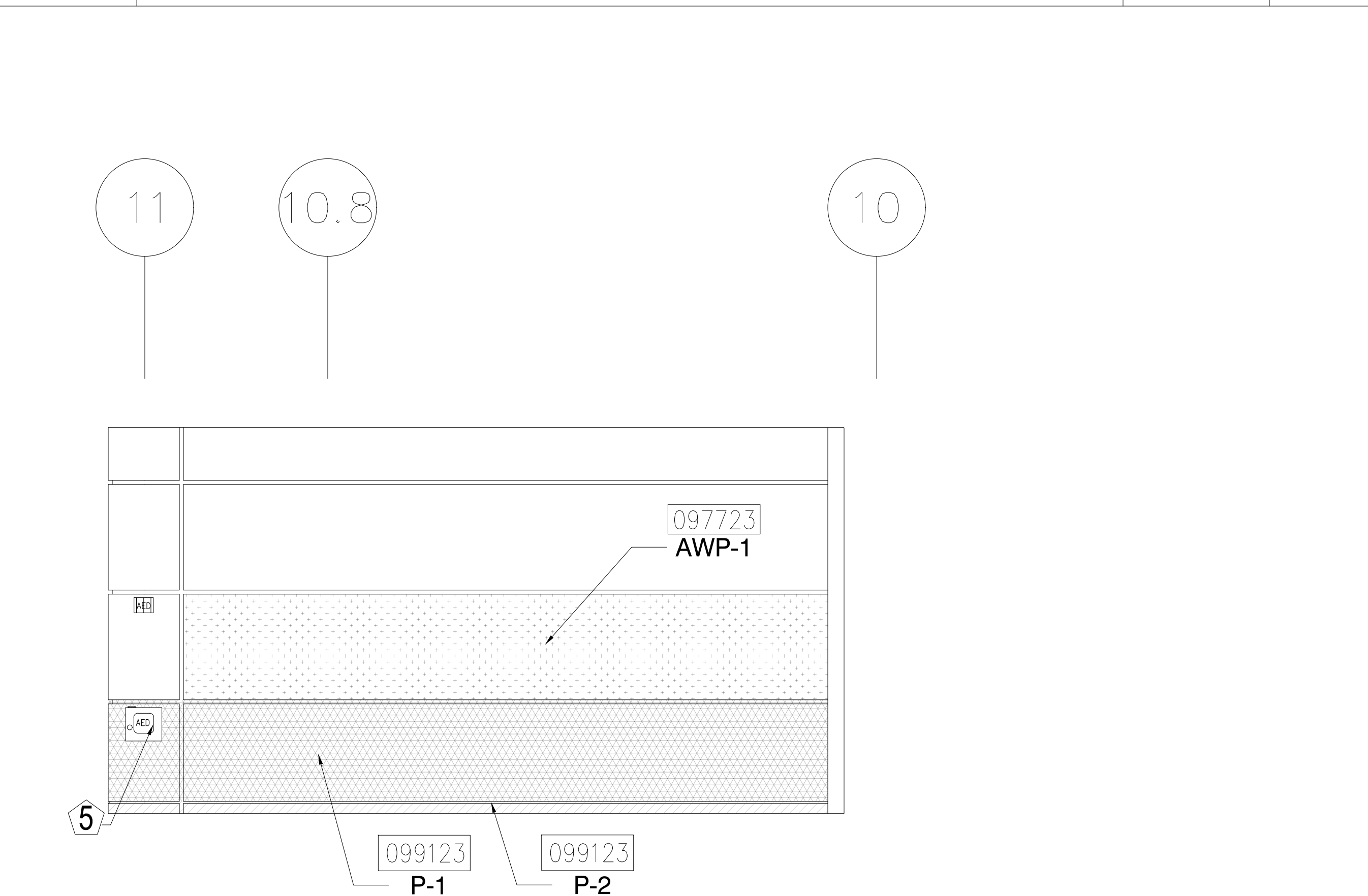
2 ELEVATION - LEVEL 300 - AREA C
1/4" = 1'-0"



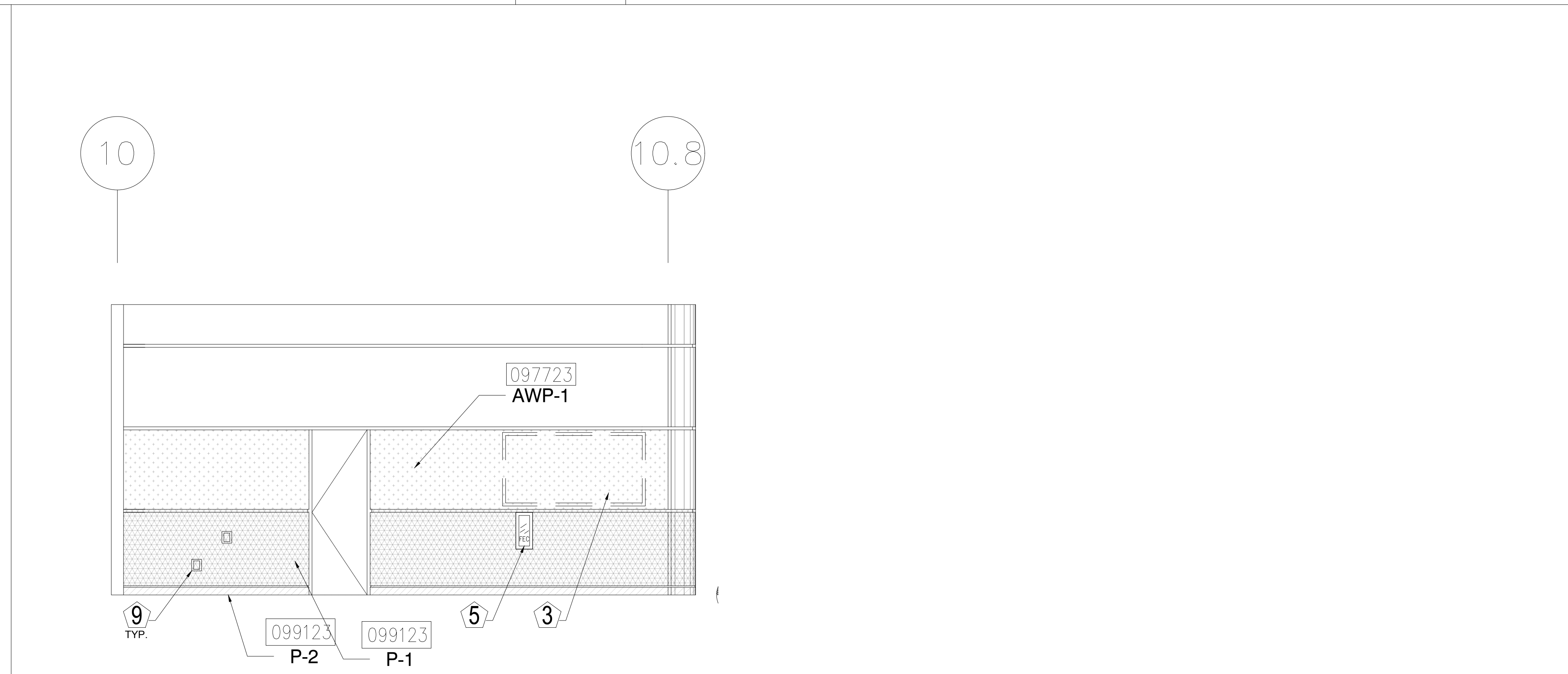
3 ELEVATION - LEVEL 300 - AREA C
1/4" = 1'-0"



4 ELEVATION - LEVEL 300 - AREA C
1/4" = 1'-0"



5 ELEVATION - LEVEL 300 - AREA C
1/4" = 1'-0"



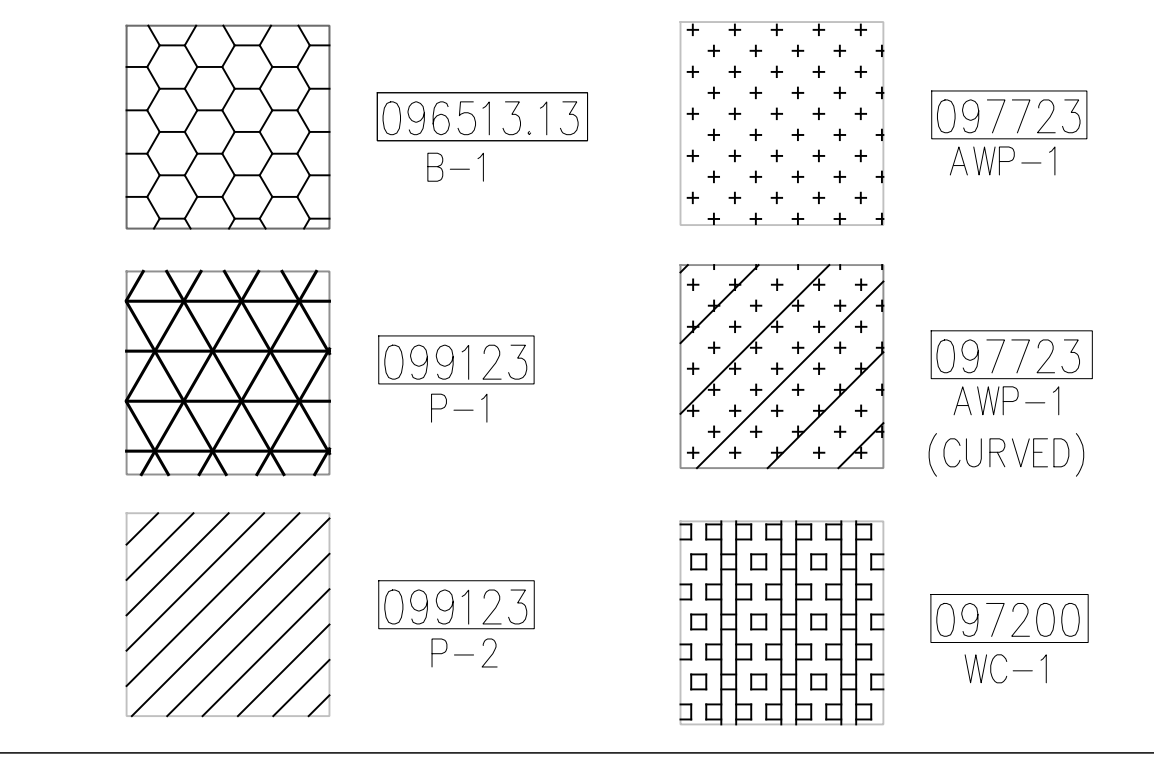
6 ELEVATION - LEVEL 300 - AREA C
1/4" = 1'-0"

KEY NOTES:

- 097723 FABRIC WRAPPED PANELS
- 099123 INTERIOR PAINTING
- 097200 WALLCOVERING
- 096513.13 RESILIENT BASE

LEGEND:

SEE SHEET 18.001 FOR SPECIFICATIONS



NOTES:

- 1 ALL PANEL DIMENSIONS TO BE FIELD VERIFIED
- 2 PRECAST AROUND ELEVATOR TO RECEIVE NEW PAINT ABOVE AND BELOW REVEAL
- 3 ALL EXISTING SIGNS, DIRECTORIES, AND WALL MOUNTED GRAPHICS AND DISPLAYS SHALL BE REMOVED FOR PANEL REMOVAL, REPLACEMENT AND PAINTING, THEN RE-INSTALLED PER OWNER DIRECTION
- 4 CONTRACTOR SHALL COORDINATE WITH ORANGE COUNTY CONVENTION CENTER STAFF AND ELEVATOR CONTRACTOR FOR WORK AT ELEVATOR CAB SURROUNDS
- 5 CONTRACTOR SHALL REMOVE AND RE-INSTALL ALL WALL MOUNTED DEVICES AND COORDINATE WITH ORANGE COUNTY CONVENTION CENTER FACILITY STAFF
- 6 ALL RESTROOMS THAT HAVE PREVIOUSLY BEEN RENOVATED SHALL RECEIVE PAINT ON EXISTING EXPOSED PRE-CAST BASE
- 7 AREAS INDICATED AS "N.I.S." ARE NOT INCLUDED IN THIS SCOPE OF WORK
- 8 EXISTING MILLWORK TO REMAIN
- 9 CONTRACTOR SHALL REMOVE ALL RECEPTACLE COVER PLATES TO BE REMOVED PRIOR TO PAINTING AND RE-INSTALL UPON COMPLETION
- 10 DEVICES IN WALLS THAT CANNOT BE REMOVED SHALL BE MASKED OFF FOR PAINTING, INCLUDING RAILINGS
- 11 CONTRACTOR SHALL PROVIDE APPROVED "FIRE WATCH" STAFF AT ANY TIME THAT WHEN THE FIRE ALARM SYSTEM IS OFF FOR WORK IN PROGRESS
- 12 PRE-CAST BASE NOT TAGGED HAS EXISTING PAINT AND IS NOT PART OF THIS SCOPE
- 13 SEE SHEET 14.001 FOR WALL AND COLUMN CALL OUTS
- 14 PRE-CAST PLANTERS AND PARTIAL HEIGHT WALLS AT RAMP LOCATIONS TO RECEIVE PAINT ON HORIZONTAL AND VERTICAL SURFACES AS INDICATED
- 15 REMOVE EXISTING ACOUSTICAL FABRIC; SAND, PREP AND PAINT ACCESS PANEL FRONT
- 16 ACOUSTICAL WALL PANEL AT THIS LOCATION EXTENDS BEYOND MILLWORK. CONTRACTOR SHALL REMOVE PANEL AND INSTALL NEW PANEL.

SYMBOL LEGEND:

- A-107 AREA NUMBER
- ELEVATION MARKER
- DETAIL REFERENCE
- INTERIOR SIGNAGE
- CR CARD READER
- FIRE HORN/STROBE
- FIRE EXTINGUISHER CABINET
- FHC FIRE HOSE CABINET
- AED AUTOMATIC EXTERNAL DEFIBRILLATOR
- EMERGENCY PHONE
- HOUSE PHONE
- FOOD CART RECEPTACLE
- RECEPTACLE/SWITCH COVER PLATE
- SINGLE RECEPTACLE
- DUPLEX RECEPTACLE



ORANGE COUNTY CONVENTION CENTER
WEST BUILDING WALL PANELS
LEVEL 300

SEAL

REVISIONS

- 1
- 2
- 3
- 4

PROJECT INFORMATION

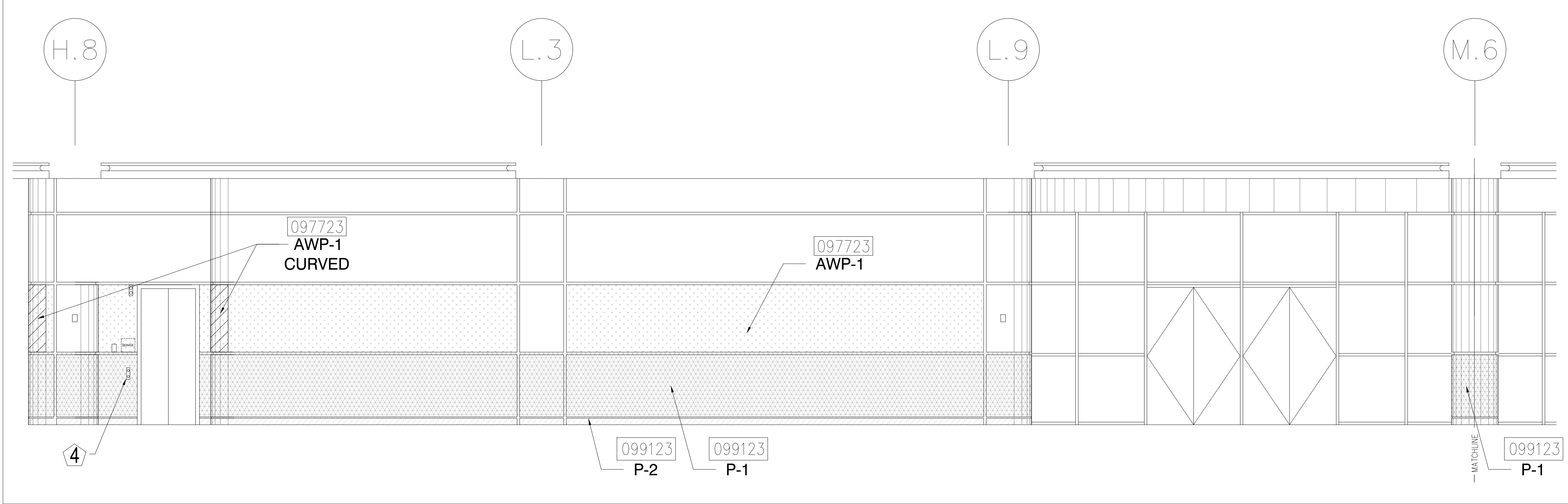
PROJECT NUMBER:
 75316
DATE:
 05/12/2017
SCALE:
 1/4" = 1'-0"
ISSUED FOR:
 100% CONSTRUCTION DOCUMENTS

DRAWN BY:
 KG
CHECKED BY:
 JNK

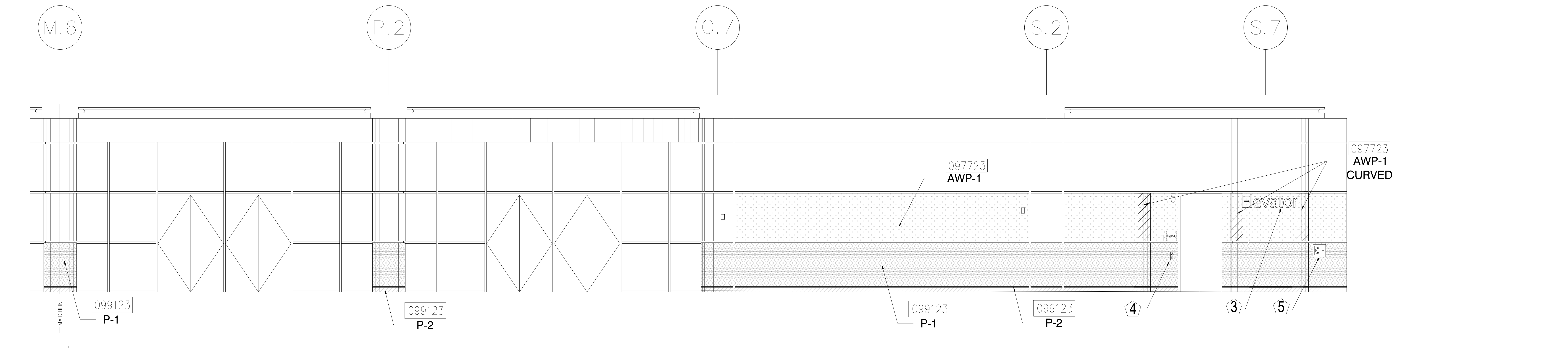
DRAWING NUMBER
 LEVEL 300 ELEVATIONS

15.307

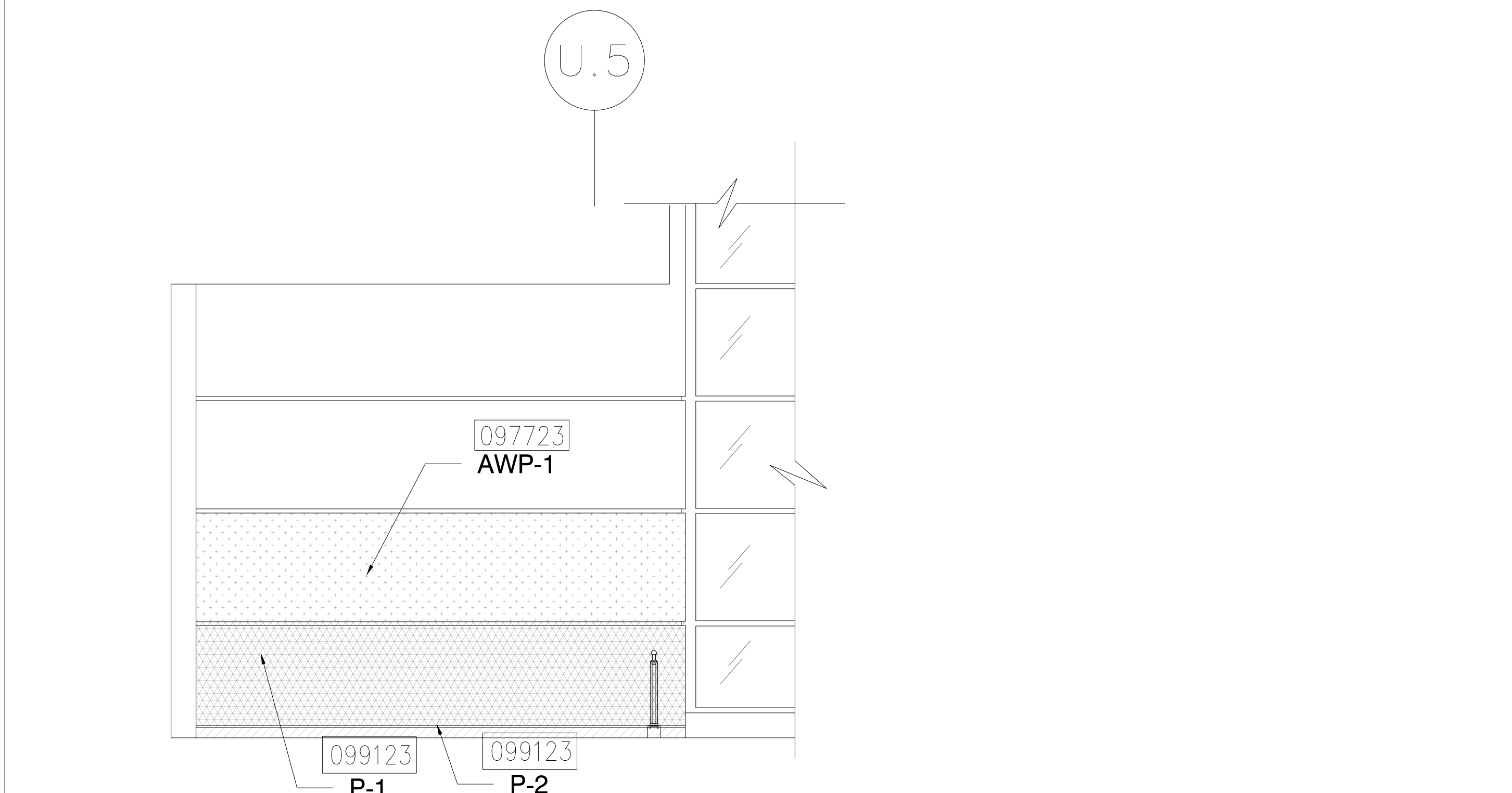
This document is not an architectural or engineering study, drawing, specification, or design and is not to be used for construction of any load-bearing columns, load-bearing framing or walls of structures, or issuance of any building permit, except as otherwise provided by law.



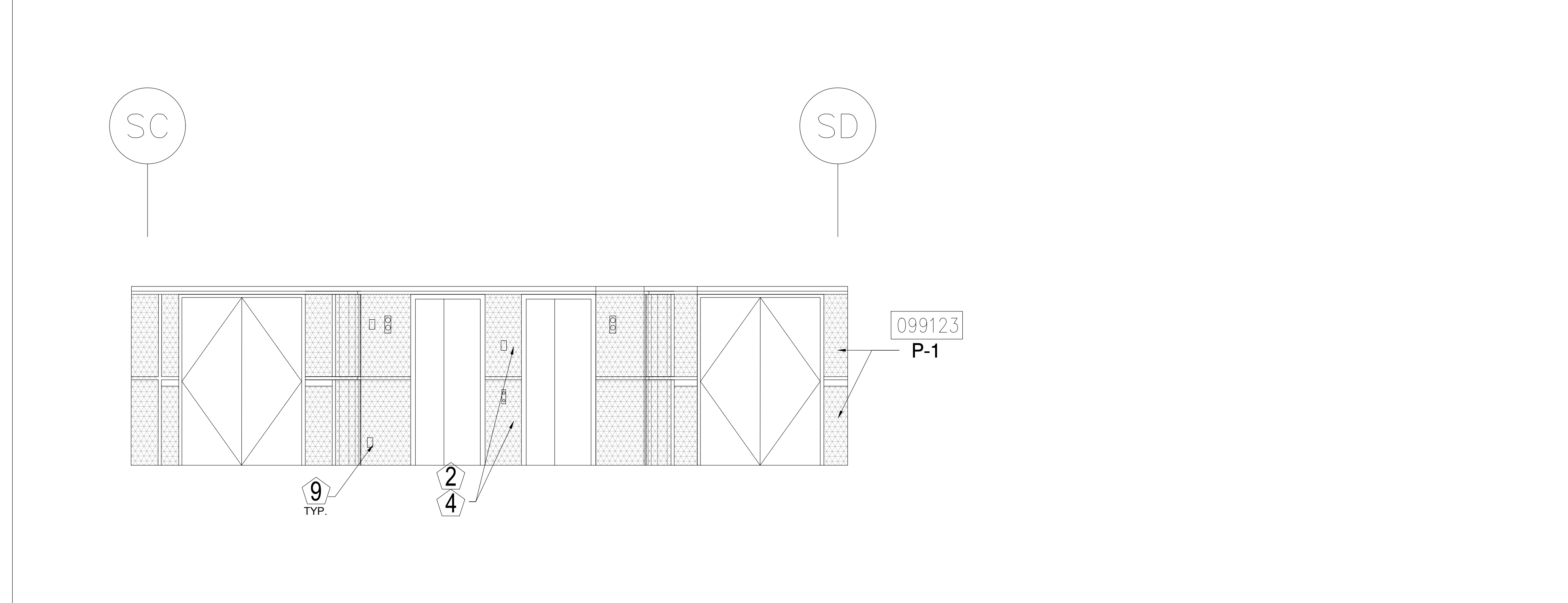
1 ELEVATION - LEVEL 300 - AREA C
1/4" = 1'-0"



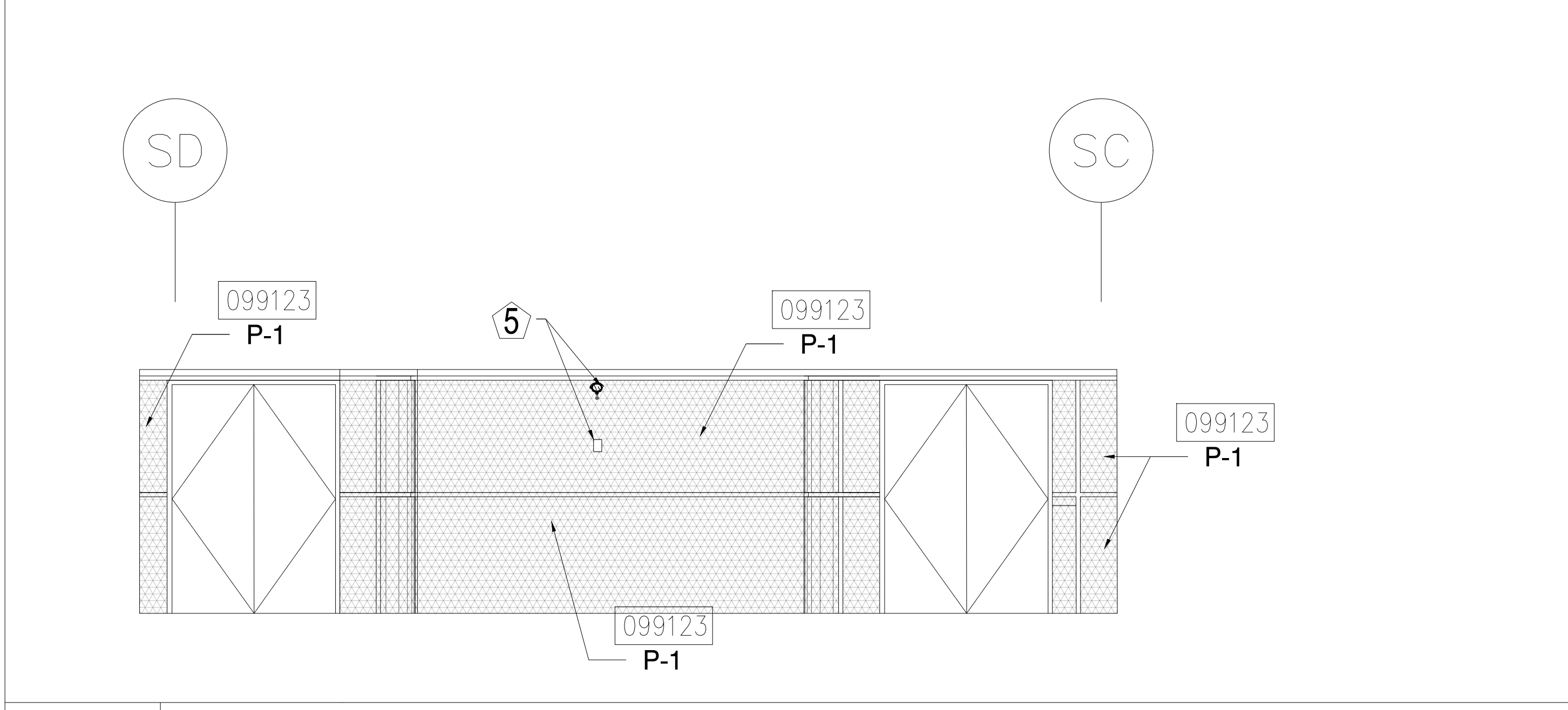
2 ELEVATION - LEVEL 300 - AREA C
1/4" = 1'-0"



3 ELEVATION - LEVEL 300 - AREA C
1/4" = 1'-0"



4 ELEVATION - LEVEL 300 - AREA D
1/4" = 1'-0"



5 ELEVATION - LEVEL 300 - AREA D
1/4" = 1'-0"

KEY NOTES:

- 097723 FABRIC WRAPPED PANELS
- 099123 INTERIOR PAINTING
- 097200 WALLCOVERING
- 096513.13 RESILIENT BASE

LEGEND:

SEE SHEET 18.001 FOR SPECIFICATIONS

	096513.13 B-1		097723 AWP-1
	099123 P-1		097723 AWP-1 (CURVED)
	099123 P-2		097200 WC-1

- NOTES:**
- 1 ALL PANEL DIMENSIONS TO BE FIELD VERIFIED
 - 2 PRECAST AROUND ELEVATOR TO RECEIVE NEW PAINT ABOVE AND BELOW REVEAL
 - 3 ALL EXISTING SIGNS, DIRECTORIES, AND WALL MOUNTED GRAPHICS AND DISPLAYS SHALL BE REMOVED FOR PANEL REMOVAL, REPLACEMENT AND PAINTING, THEN RE-INSTALLED PER OWNER DIRECTION
 - 4 CONTRACTOR SHALL COORDINATE WITH ORANGE COUNTY CONVENTION CENTER STAFF AND ELEVATOR CONTRACTOR FOR WORK AT ELEVATOR CAB SURROUNDS
 - 5 CONTRACTOR SHALL REMOVE AND RE-INSTALL ALL WALL MOUNTED DEVICES AND COORDINATE WITH ORANGE COUNTY CONVENTION CENTER FACILITY STAFF
 - 6 ALL RESTROOMS THAT HAVE PREVIOUSLY BEEN RENOVATED SHALL RECEIVE PAINT ON EXISTING EXPOSED PRE-CAST BASE
 - 7 AREAS INDICATED AS "N.I.S." ARE NOT INCLUDED IN THIS SCOPE OF WORK
 - 8 EXISTING MILLWORK TO REMAIN
 - 9 CONTRACTOR SHALL REMOVE ALL RECEPTACLE COVER PLATES TO BE REMOVED PRIOR TO PAINTING AND RE-INSTALL UPON COMPLETION
 - 10 DEVICES IN WALLS THAT CANNOT BE REMOVED SHALL BE MASKED OFF FOR PAINTING, INCLUDING RAILINGS
 - 11 CONTRACTOR SHALL PROVIDE APPROVED "FIRE WATCH" STAFF AT ANY TIME THAT WHEN THE FIRE ALARM SYSTEM IS OFF FOR WORK IN PROGRESS
 - 12 PRE-CAST BASE NOT TAGGED HAS EXISTING PAINT AND IS NOT PART OF THIS SCOPE
 - 13 SEE SHEET 14.001 FOR WALL AND COLUMN CALL OUTS
 - 14 PRE-CAST PLANTERS AND PARTIAL HEIGHT WALLS AT RAMP LOCATIONS TO RECEIVE PAINT ON HORIZONTAL AND VERTICAL SURFACES AS INDICATED
 - 15 REMOVE EXISTING ACOUSTICAL FABRIC; SAND, PREP AND PAINT ACCESS PANEL FRONT
 - 16 ACOUSTICAL WALL PANEL AT THIS LOCATION EXTENDS BEYOND MILLWORK. CONTRACTOR SHALL REMOVE PANEL AND INSTALL NEW PANEL.


SYMBOL LEGEND:

	A-107	AREA NUMBER
		ELEVATION MARKER
		DETAIL REFERENCE
	SIGNAGE	INTERIOR SIGNAGE
	CR	CARD READER
		FIRE HORN/STROBE
	EX	FIRE EXTINGUISHER CABINET
	FHC	FIRE HOSE CABINET
	AED	AUTOMATIC EXTERNAL DEFIBRILLATOR
	EP	EMERGENCY PHONE
		HOUSE PHONE
		FOOD CART RECEPTACLE
		RECEPTACLE/SWITCH COVER PLATE
		SINGLE RECEPTACLE
		DUPLEX RECEPTACLE

TJNG PARTNERS
205 East Central Blvd.
Orlando, FL 32801
Phone 407.644.2445
Fax 407.644.0445
www.tjngpartners.com
18 0001073

ORANGE COUNTY CONVENTION CENTER
WEST BUILDING WALL PANELS
LEVEL 300

SEAL



REVISIONS

1	
2	
3	
4	

PROJECT INFORMATION

PROJECT NUMBER:
75316

DATE:
05/12/2017

SCALE:
1/4" = 1'-0"

ISSUED FOR:
100% CONSTRUCTION DOCUMENTS

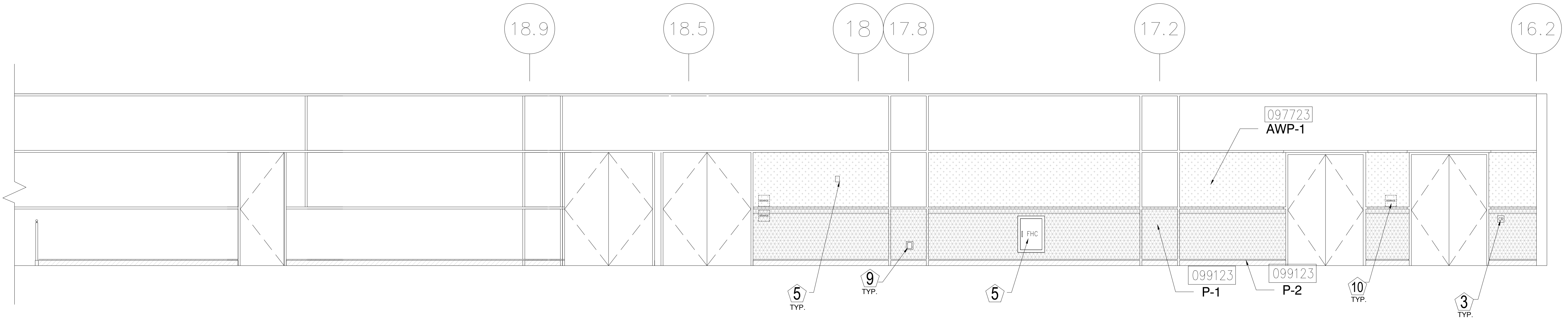
DRAWN BY:
KG

CHECKED BY:
JNK

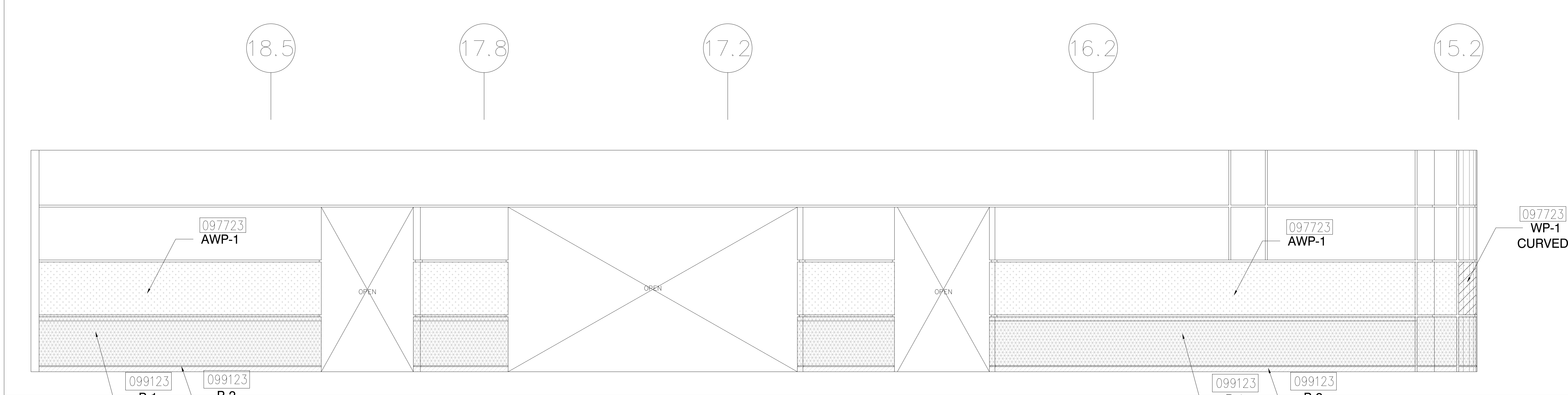
DRAWING NUMBER
LEVEL 300 ELEVATIONS

15.308

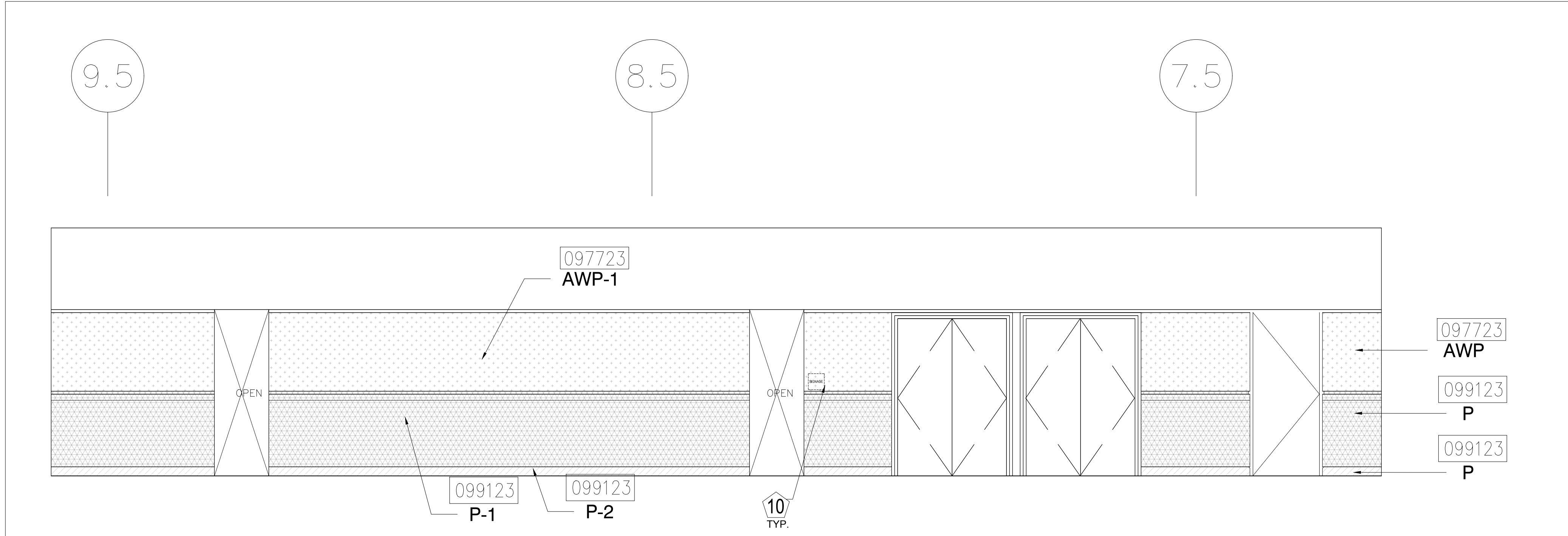
This document is not an architectural or engineering study, drawing, specification, or design and is not to be used for construction of any load-bearing columns, load-bearing framing or walls of structures, or issuance of any building permit, except as otherwise provided by law.



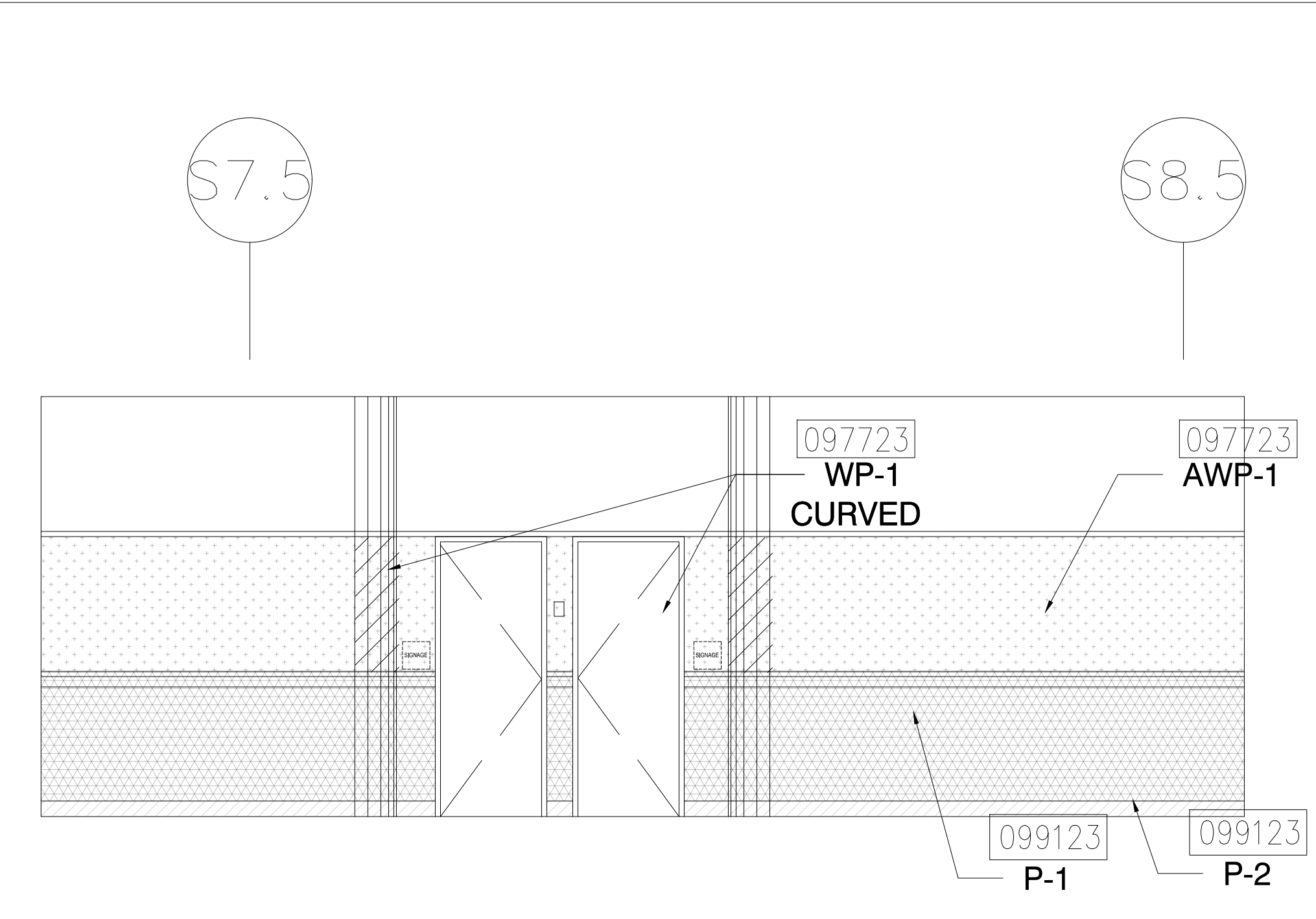
1 ELEVATION - LEVEL 300 - AREA C
1/4" = 1'-0"



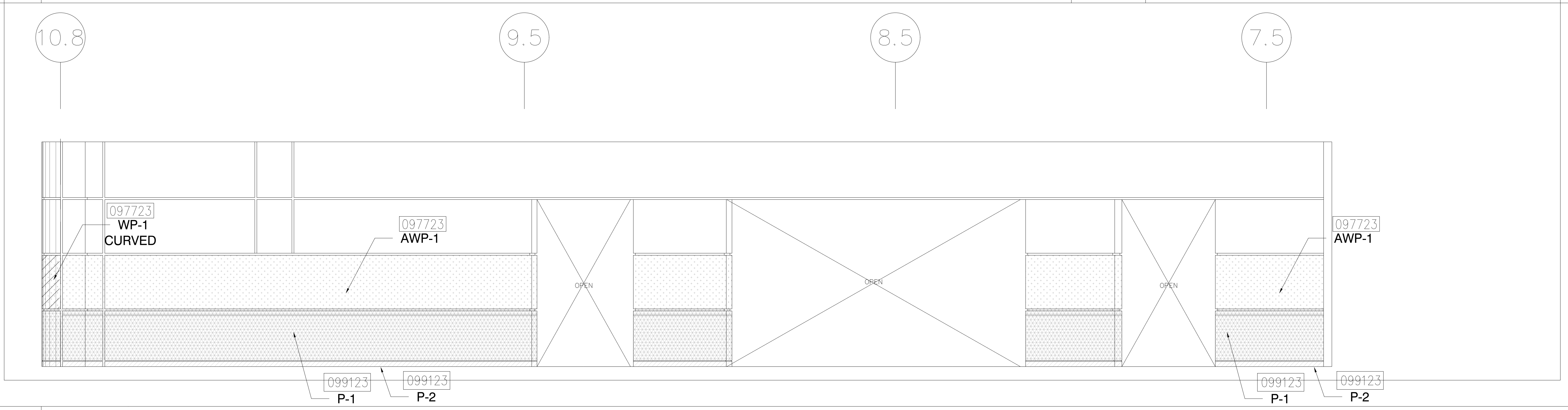
2 ELEVATION - LEVEL 300 - AREA C
1/4" = 1'-0"



3 ELEVATION - LEVEL 300 - AREA C
1/4" = 1'-0"



4 ELEVATION - LEVEL 300 - AREA C
1/4" = 1'-0"



5 ELEVATION - LEVEL 300 - AREA C
1/4" = 1'-0"

KEY NOTES:

- 097723 FABRIC WRAPPED PANELS
- 099123 INTERIOR PAINTING
- 097200 WALLCOVERING
- 096513.13 RESILIENT BASE

LEGEND:

SEE SHEET 18.001 FOR SPECIFICATIONS

	096513.13 B-1		097723 AWP-1
	099123 P-1		097723 AWP-1 (CURVED)
	099123 P-2		097200 WC-1


NOTES:

- 1 ALL PANEL DIMENSIONS TO BE FIELD VERIFIED
- 2 PRECAST AROUND ELEVATOR TO RECEIVE NEW PAINT ABOVE AND BELOW REVEAL
- 3 ALL EXISTING SIGNS, DIRECTORIES, AND WALL MOUNTED GRAPHICS AND DISPLAYS SHALL BE REMOVED FOR PANEL REMOVAL, REPLACEMENT AND PAINTING, THEN RE-INSTALLED PER OWNER DIRECTION
- 4 CONTRACTOR SHALL COORDINATE WITH ORANGE COUNTY CONVENTION CENTER STAFF AND ELEVATOR CONTRACTOR FOR WORK AT ELEVATOR CAB SURROUNDS
- 5 CONTRACTOR SHALL REMOVE AND RE-INSTALL ALL WALL MOUNTED DEVICES AND COORDINATE WITH ORANGE COUNTY CONVENTION CENTER FACILITY STAFF
- 6 ALL RESTROOMS THAT HAVE PREVIOUSLY BEEN RENOVATED SHALL RECEIVE PAINT ON EXISTING EXPOSED PRE-CAST BASE
- 7 AREAS INDICATED AS "N.I.S." ARE NOT INCLUDED IN THIS SCOPE OF WORK
- 8 EXISTING MILLWORK TO REMAIN
- 9 CONTRACTOR SHALL REMOVE ALL RECEPTACLE COVER PLATES TO BE REMOVED PRIOR TO PAINTING AND RE-INSTALL UPON COMPLETION
- 10 DEVICES IN WALLS THAT CANNOT BE REMOVED SHALL BE MASKED OFF FOR PAINTING, INCLUDING RAILINGS
- 11 CONTRACTOR SHALL PROVIDE APPROVED "FIRE WATCH" STAFF AT ANY TIME THAT WHEN THE FIRE ALARM SYSTEM IS OFF FOR WORK IN PROGRESS
- 12 PRE-CAST BASE NOT TAGGED HAS EXISTING PAINT AND IS NOT PART OF THIS SCOPE
- 13 SEE SHEET 14.001 FOR WALL AND COLUMN CALL OUTS
- 14 PRE-CAST PLANTERS AND PARTIAL HEIGHT WALLS AT RAMP LOCATIONS TO RECEIVE PAINT ON HORIZONTAL AND VERTICAL SURFACES AS INDICATED
- 15 REMOVE EXISTING ACOUSTICAL FABRIC; SAND, PREP AND PAINT ACCESS PANEL FRONT
- 16 ACOUSTICAL WALL PANEL AT THIS LOCATION EXTENDS BEYOND MILLWORK. CONTRACTOR SHALL REMOVE PANEL AND INSTALL NEW PANEL.

SYMBOL LEGEND:

- | | | |
|--|-------|----------------------------------|
| | A-107 | AREA NUMBER |
| | | ELEVATION MARKER |
| | | DETAIL REFERENCE |
| | | INTERIOR SIGNAGE |
| | | CARD READER |
| | | FIRE HORN/STROBE |
| | | FIRE EXTINGUISHER CABINET |
| | | FIRE HOSE CABINET |
| | | AUTOMATIC EXTERNAL DEFIBRILLATOR |
| | | EMERGENCY PHONE |
| | | HOUSE PHONE |
| | | FOOD CART RECEPTACLE |
| | | RECEPTACLE/SWITCH COVER PLATE |
| | | SINGLE RECEPTACLE |
| | | DUPLEX RECEPTACLE |

SEAL



REVISIONS

- 1
- 2
- 3
- 4

PROJECT INFORMATION

PROJECT NUMBER:
75316
DATE:
05/12/2017
SCALE:
1/4" = 1'-0"
ISSUED FOR:
100% CONSTRUCTION DOCUMENTS

DRAWN BY:
KG
CHECKED BY:
JNK

DRAWING NUMBER

LEVEL 300 ELEVATIONS

15.309

This document is not an architectural or engineering study, drawing, specification, or design and is not to be used for construction of any load-bearing columns, load-bearing framing or walls of structures, or issuance of any building permit, except as otherwise provided by law.

KEY NOTES:

- 097723 FABRIC WRAPPED PANELS
- 099123 INTERIOR PAINTING
- 097200 WALLCOVERING
- 096513.13 RESILIENT BASE

LEGEND:

SEE SHEET 18.001 FOR SPECIFICATIONS

- | | | | |
|--|--|--|---|
| | 096513.13
B-1 | | 097723
AWP-1 |
| | 099123
P-1 | | 097723
AWP-1
(CURVED) |
| | 099123
P-2 | | 097200
WC-1 |

NOTES:

- ① ALL PANEL DIMENSIONS TO BE FIELD VERIFIED
- ② PRECAST AROUND ELEVATOR TO RECEIVE NEW PAINT ABOVE AND BELOW REVEAL
- ③ ALL EXISTING SIGNS, DIRECTORIES, AND WALL MOUNTED GRAPHICS AND DISPLAYS SHALL BE REMOVED FOR PANEL REMOVAL, REPLACEMENT AND PAINTING, THEN RE-INSTALLED PER OWNER DIRECTION
- ④ CONTRACTOR SHALL COORDINATE WITH ORANGE COUNTY CONVENTION CENTER STAFF AND ELEVATOR CONTRACTOR FOR WORK AT ELEVATOR CAB SURROUNDS
- ⑤ CONTRACTOR SHALL REMOVE AND RE-INSTALL ALL WALL MOUNTED DEVICES AND COORDINATE WITH ORANGE COUNTY CONVENTION CENTER FACILITY STAFF
- ⑥ ALL RESTROOMS THAT HAVE PREVIOUSLY BEEN RENOVATED SHALL RECEIVE PAINT ON EXISTING EXPOSED PRE-CAST BASE
- ⑦ AREAS INDICATED AS "N.I.S." ARE NOT INCLUDED IN THIS SCOPE OF WORK
- ⑧ EXISTING MILLWORK TO REMAIN
- ⑨ CONTRACTOR SHALL REMOVE ALL RECEPTACLE COVER PLATES TO BE REMOVED PRIOR TO PAINTING AND RE-INSTALL UPON COMPLETION
- ⑩ DEVICES IN WALLS THAT CANNOT BE REMOVED SHALL BE MASKED OFF FOR PAINTING, INCLUDING RAILINGS
- ⑪ CONTRACTOR SHALL PROVIDE APPROVED "FIRE WATCH" STAFF AT ANY TIME THAT WHEN THE FIRE ALARM SYSTEM IS OFF FOR WORK IN PROGRESS
- ⑫ PRE-CAST BASE NOT TAGGED HAS EXISTING PAINT AND IS NOT PART OF THIS SCOPE
- ⑬ SEE SHEET 14.001 FOR WALL AND COLUMN CALL OUTS
- ⑭ PRE-CAST PLANTERS AND PARTIAL HEIGHT WALLS AT RAMP LOCATIONS TO RECEIVE PAINT ON HORIZONTAL AND VERTICAL SURFACES AS INDICATED
- ⑮ REMOVE EXISTING ACOUSTICAL FABRIC; SAND, PREP AND PAINT ACCESS PANEL FRONT
- ⑯ ACOUSTICAL WALL PANEL AT THIS LOCATION EXTENDS BEYOND MILLWORK. CONTRACTOR SHALL REMOVE PANEL AND INSTALL NEW PANEL.

SYMBOL LEGEND:

- | | | |
|--|---------|----------------------------------|
| | A-107 | AREA NUMBER |
| | | ELEVATION MARKER |
| | | DETAIL REFERENCE |
| | SIGNAGE | INTERIOR SIGNAGE |
| | CR | CARD READER |
| | | FIRE HORN/STROBE |
| | FEC | FIRE EXTINGUISHER CABINET |
| | FHC | FIRE HOSE CABINET |
| | AED | AUTOMATIC EXTERNAL DEFIBRILLATOR |
| | | EMERGENCY PHONE |
| | | HOUSE PHONE |
| | | FOOD CART RECEPTACLE |
| | | RECEPTACLE/SWITCH COVER PLATE |
| | | SINGLE RECEPTACLE |
| | | DUPLEX RECEPTACLE |

SEAL

REVISIONS

- ①
- ②
- ③
- ④

PROJECT INFORMATION

PROJECT NUMBER:
75316
DATE:
05/12/2017
SCALE:
1/4" = 1'-0"
ISSUED FOR:
100% CONSTRUCTION DOCUMENTS

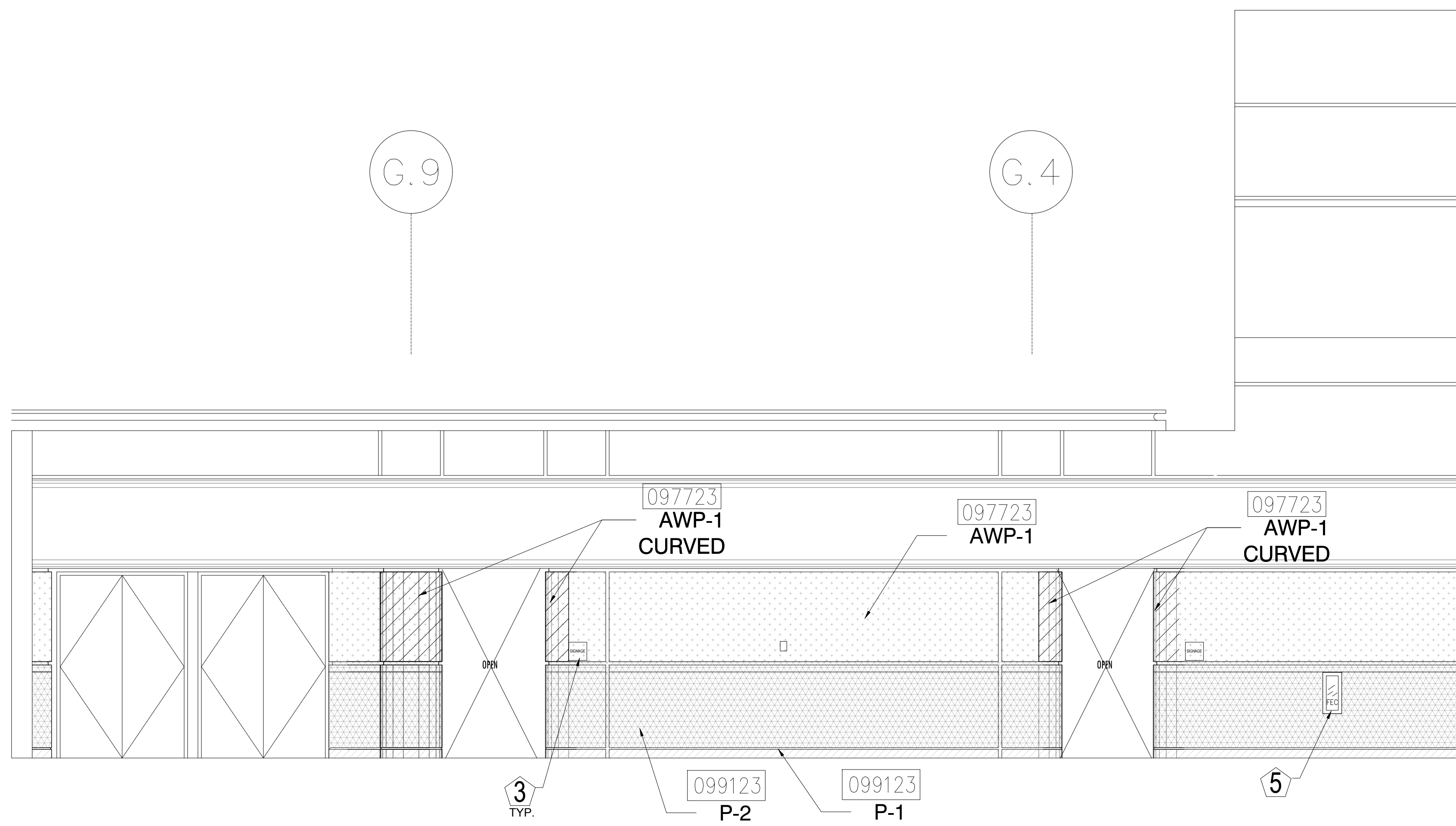
DRAWN BY:
KCG
CHECKED BY:
JNKC

DRAWING NUMBER

LEVEL 400 ELEVATIONS

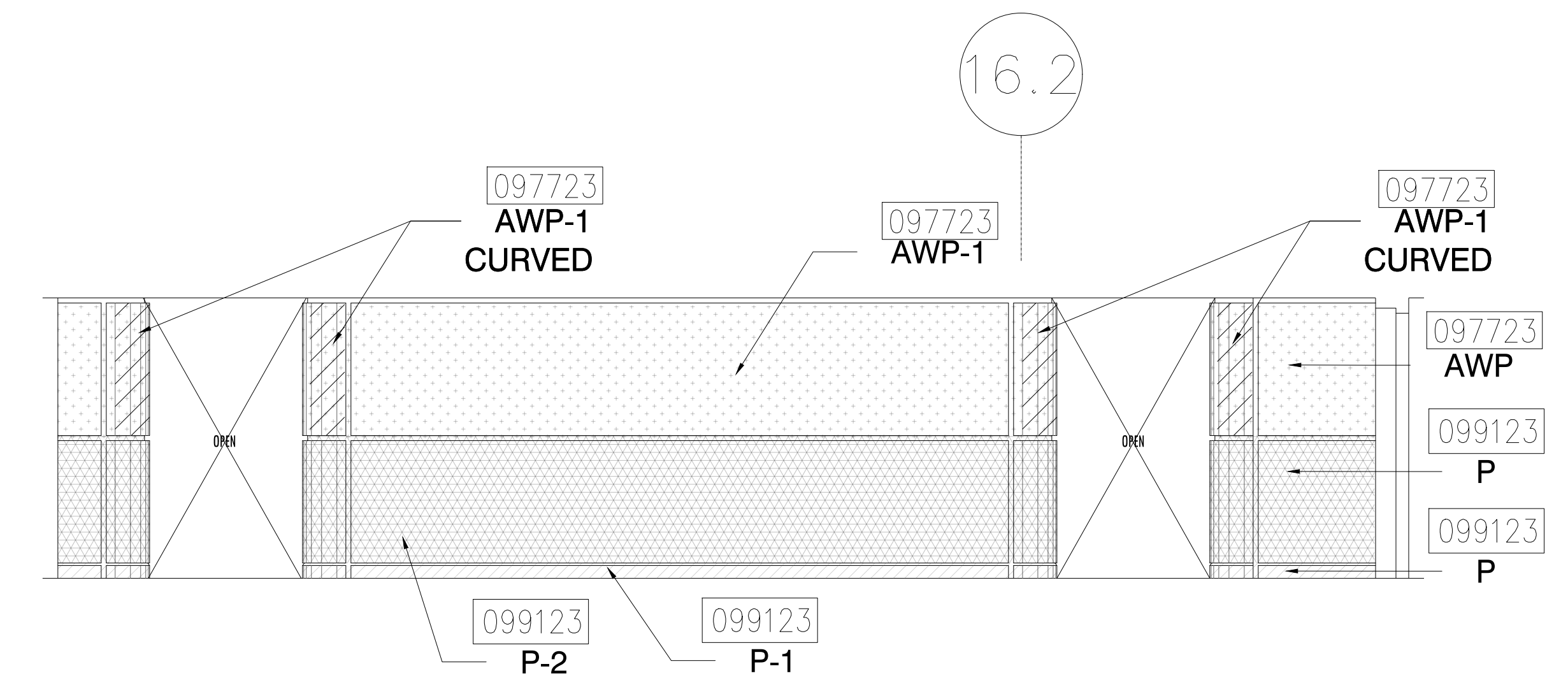
15.401

This document is not an architectural or engineering study, drawing, specification, or design and is not to be used for construction of any load-bearing columns, load-bearing framing or walls of structures, or issuance of any building permit, except as otherwise provided by law.



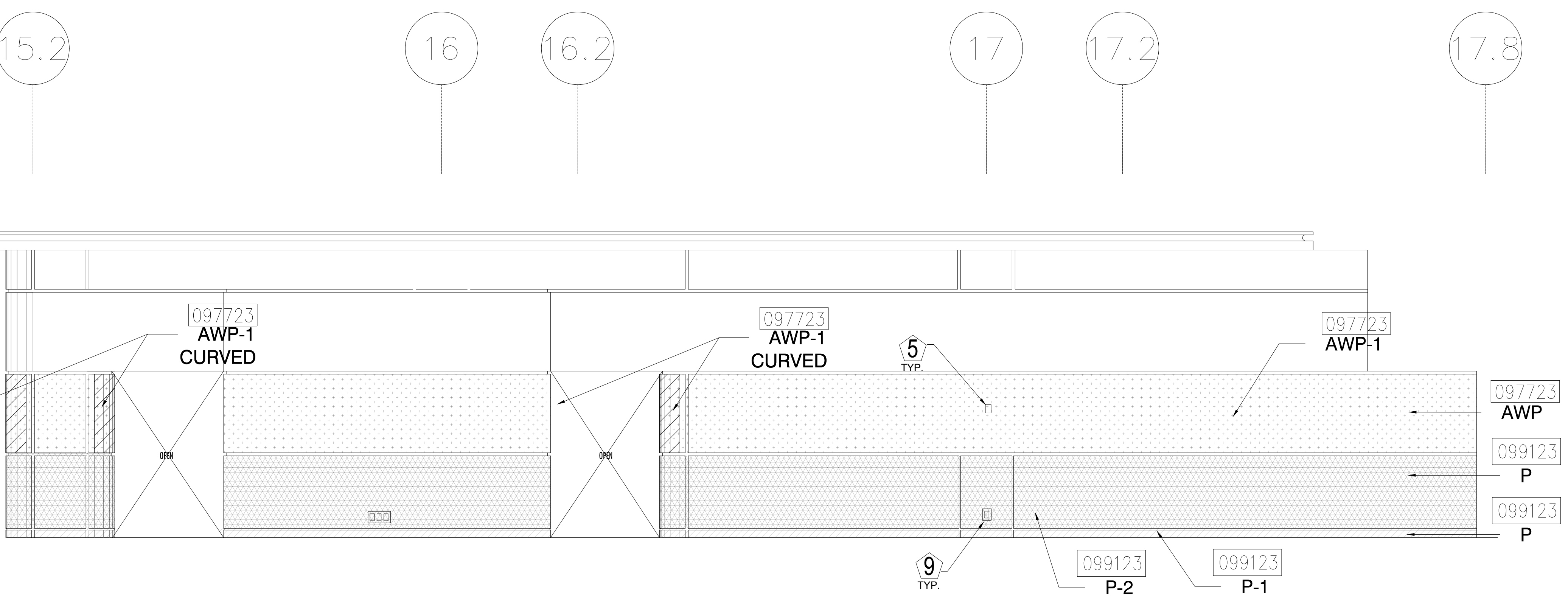
1 ELEVATION - LEVEL 400 - AREA A

1/4" = 1'-0"



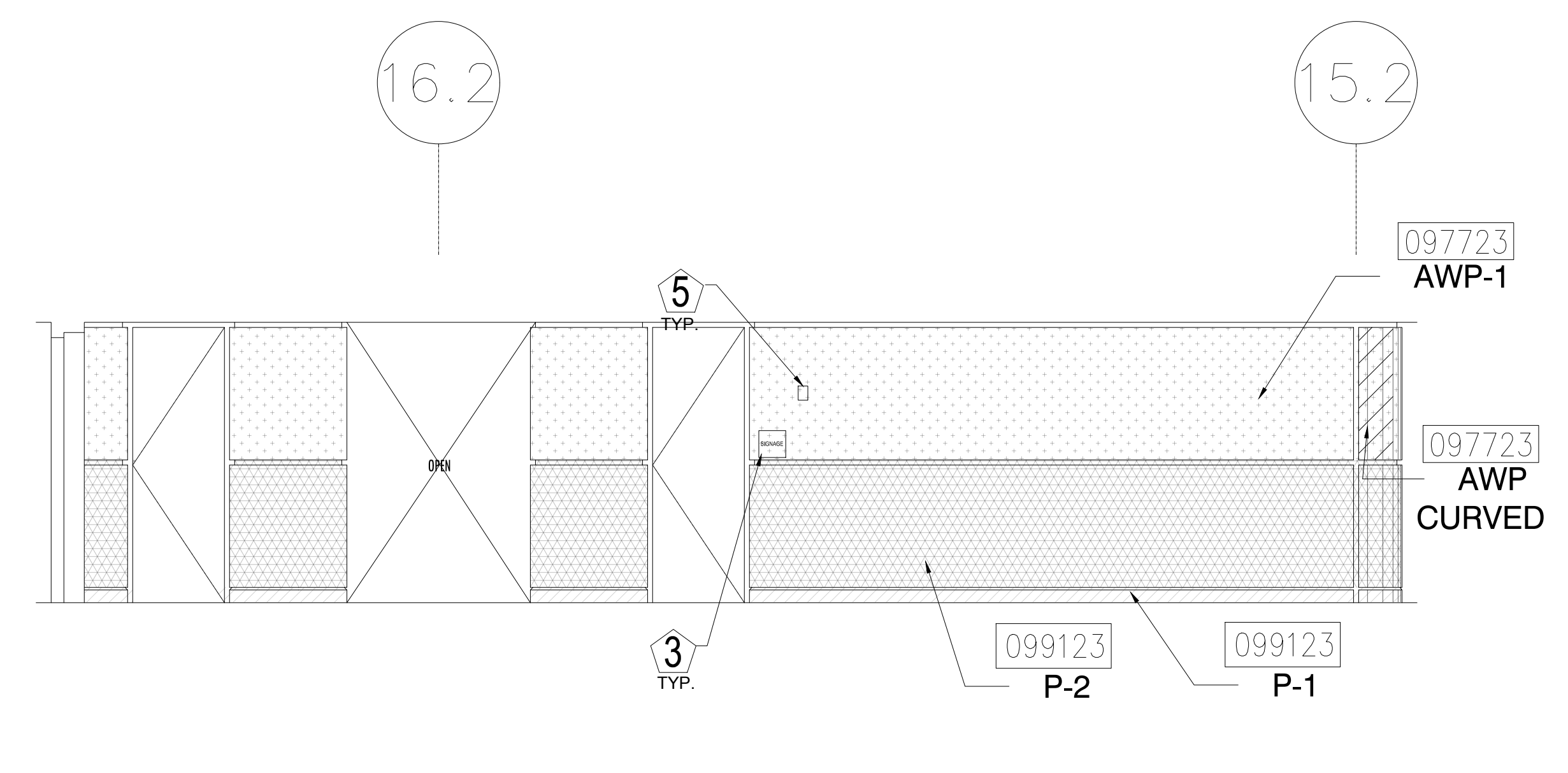
2 ELEVATION - LEVEL 400 - AREA A

1/4" = 1'-0"



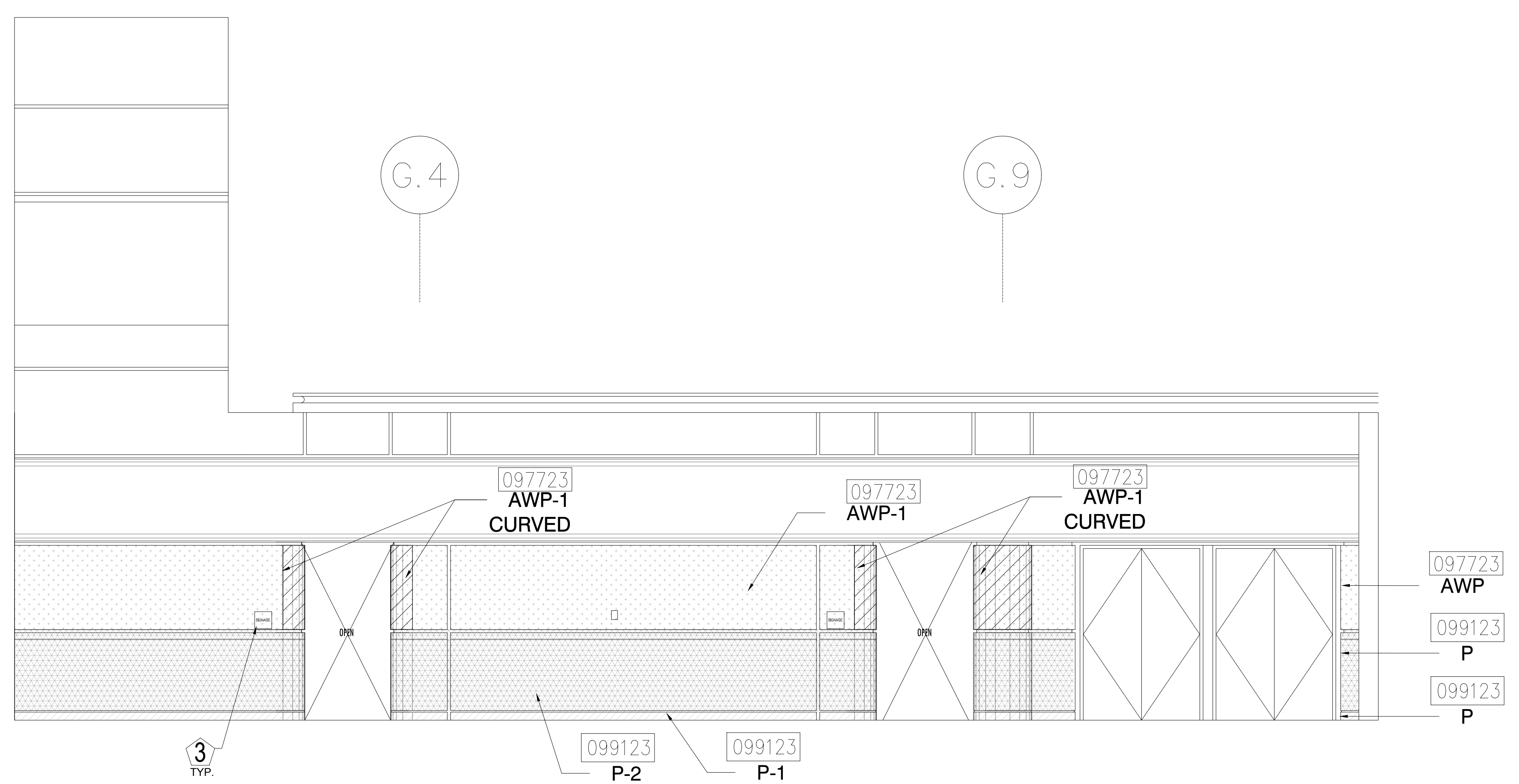
3 ELEVATION - LEVEL 400 - AREA A

1/4" = 1'-0"



4 ELEVATION - LEVEL 400 - AREA A

1/4" = 1'-0"



5 ELEVATION - LEVEL 400 - AREA A

1/4" = 1'-0"

ORANGE COUNTY CONVENTION CENTER

**WEST BUILDING WALL PANELS
LEVEL 400**

KEY NOTES:

- 097723 FABRIC WRAPPED PANELS
- 099123 INTERIOR PAINTING
- 097200 WALLCOVERING
- 096513.13 RESILIENT BASE

LEGEND:

SEE SHEET 18.001 FOR SPECIFICATIONS

	096513.13 B-1		097723 AWP-1
	099123 P-1		097723 AWP-1 (CURVED)
	099123 P-2		097200 WC-1

NOTES:

- 1 ALL PANEL DIMENSIONS TO BE FIELD VERIFIED
- 2 PRECAST AROUND ELEVATOR TO RECEIVE NEW PAINT ABOVE AND BELOW REVEAL
- 3 ALL EXISTING SIGNS, DIRECTORIES, AND WALL MOUNTED GRAPHICS AND DISPLAYS SHALL BE REMOVED FOR PANEL REMOVAL, REPLACEMENT AND PAINTING, THEN RE-INSTALLED PER OWNER DIRECTION
- 4 CONTRACTOR SHALL COORDINATE WITH ORANGE COUNTY CONVENTION CENTER STAFF AND ELEVATOR CONTRACTOR FOR WORK AT ELEVATOR CAB SURROUNDS
- 5 CONTRACTOR SHALL REMOVE AND RE-INSTALL ALL WALL MOUNTED DEVICES AND COORDINATE WITH ORANGE COUNTY CONVENTION CENTER FACILITY STAFF
- 6 ALL RESTROOMS THAT HAVE PREVIOUSLY BEEN RENOVATED SHALL RECEIVE PAINT ON EXISTING EXPOSED PRE-CAST BASE
- 7 AREAS INDICATED AS "N.I.S." ARE NOT INCLUDED IN THIS SCOPE OF WORK
- 8 EXISTING MILLWORK TO REMAIN
- 9 CONTRACTOR SHALL REMOVE ALL RECEPTACLE COVER PLATES TO BE REMOVED PRIOR TO PAINTING AND RE-INSTALL UPON COMPLETION
- 10 DEVICES IN WALLS THAT CANNOT BE REMOVED SHALL BE MASKED OFF FOR PAINTING, INCLUDING RAILINGS
- 11 CONTRACTOR SHALL PROVIDE APPROVED "FIRE WATCH" STAFF AT ANY TIME THAT WHEN THE FIRE ALARM SYSTEM IS OFF FOR WORK IN PROGRESS
- 12 PRE-CAST BASE NOT TAGGED HAS EXISTING PAINT AND IS NOT PART OF THIS SCOPE
- 13 SEE SHEET 14.001 FOR WALL AND COLUMN CALL OUTS
- 14 PRE-CAST PLANTERS AND PARTIAL HEIGHT WALLS AT RAMP LOCATIONS TO RECEIVE PAINT ON HORIZONTAL AND VERTICAL SURFACES AS INDICATED
- 15 REMOVE EXISTING ACOUSTICAL FABRIC; SAND, PREP AND PAINT ACCESS PANEL FRONT
- 16 ACOUSTICAL WALL PANEL AT THIS LOCATION EXTENDS BEYOND MILLWORK. CONTRACTOR SHALL REMOVE PANEL AND INSTALL NEW PANEL.

SYMBOL LEGEND:

- | | | |
|--|---------|----------------------------------|
| | A-107 | AREA NUMBER |
| | | ELEVATION MARKER |
| | | DETAIL REFERENCE |
| | SIGNAGE | INTERIOR SIGNAGE |
| | CR | CARD READER |
| | | FIRE HORN/STROBE |
| | FEC | FIRE EXTINGUISHER CABINET |
| | FHC | FIRE HOSE CABINET |
| | AED | AUTOMATIC EXTERNAL DEFIBRILLATOR |
| | EP | EMERGENCY PHONE |
| | | HOUSE PHONE |
| | | FOOD CART RECEPTACLE |
| | | RECEPTACLE/SWITCH COVER PLATE |
| | | SINGLE RECEPTACLE |
| | | DUPLEX RECEPTACLE |

SEAL

REVISIONS

- | | | |
|--|---|--|
| | 1 | |
| | 2 | |
| | 3 | |
| | 4 | |

PROJECT INFORMATION

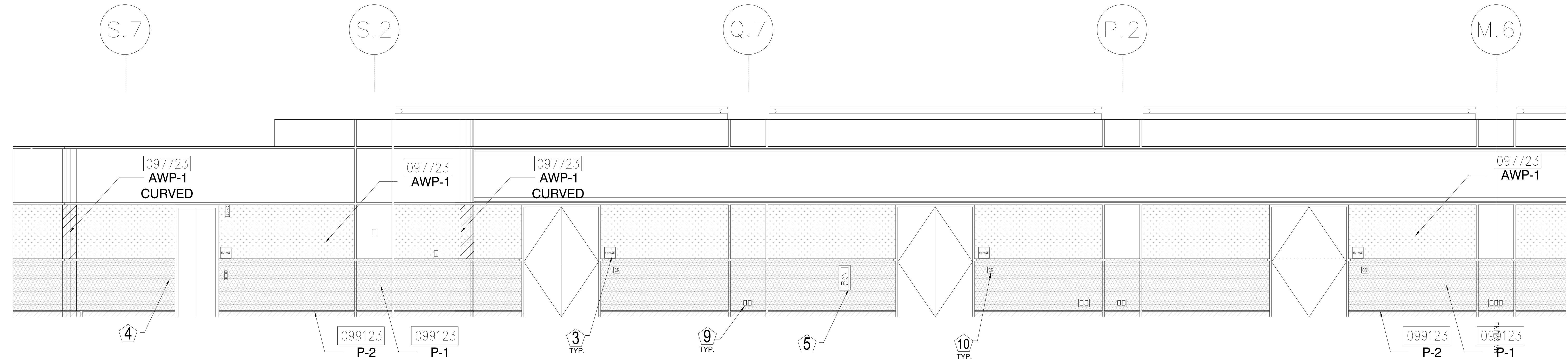
PROJECT NUMBER:
75316
DATE:
05/12/2017
SCALE:
1/4" = 1'-0"
ISSUED FOR:
100% CONSTRUCTION DOCUMENTS

DRAWN BY:
KCG
CHECKED BY:
JNK

DRAWING NUMBER
LEVEL 400 ELEVATIONS

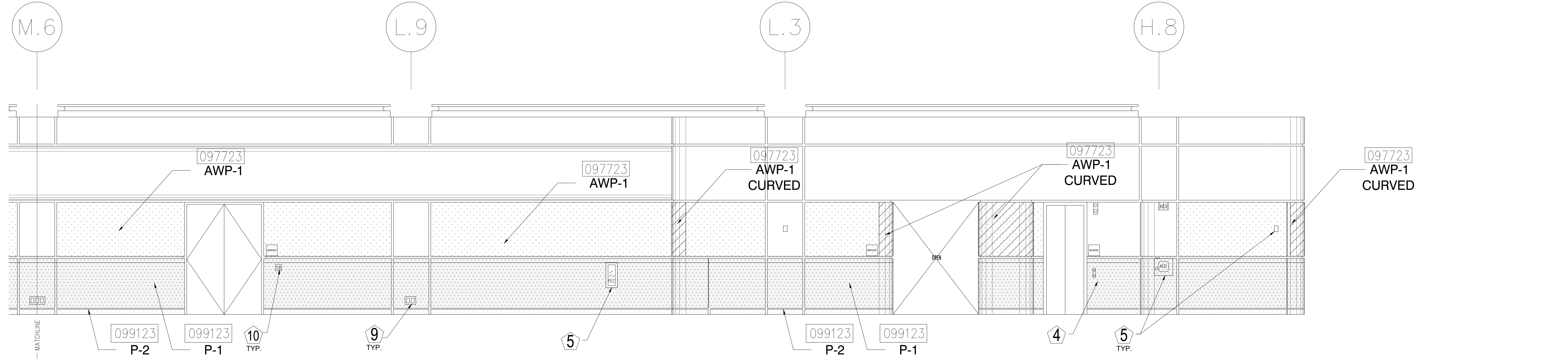
15.402

This document is not an architectural or engineering study, drawing, specification, or design and is not to be used for construction of any load-bearing columns, load-bearing framing or walls of structures, or issuance of any building permit, except as otherwise provided by law.



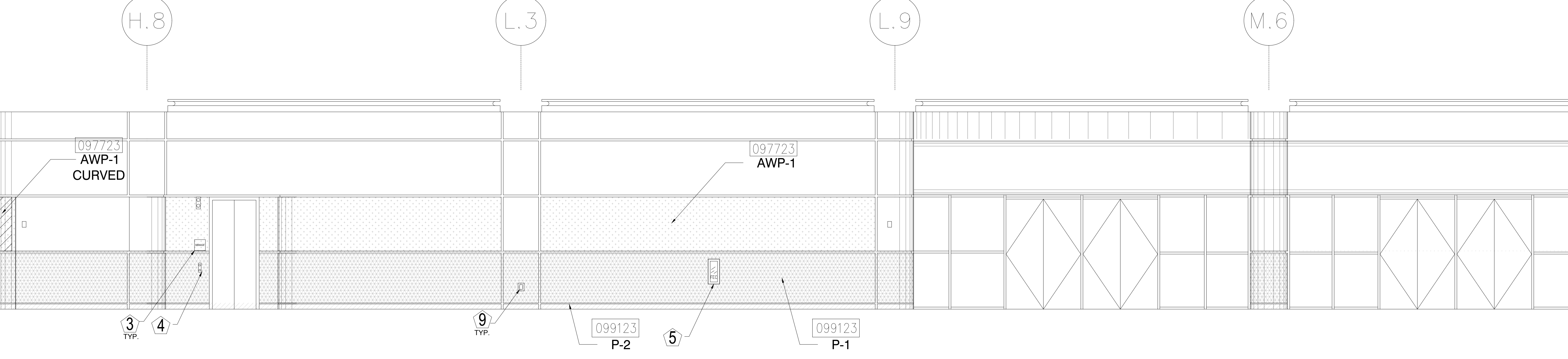
1 ELEVATION - LEVEL 400 - AREA A

1/4" = 1'-0"



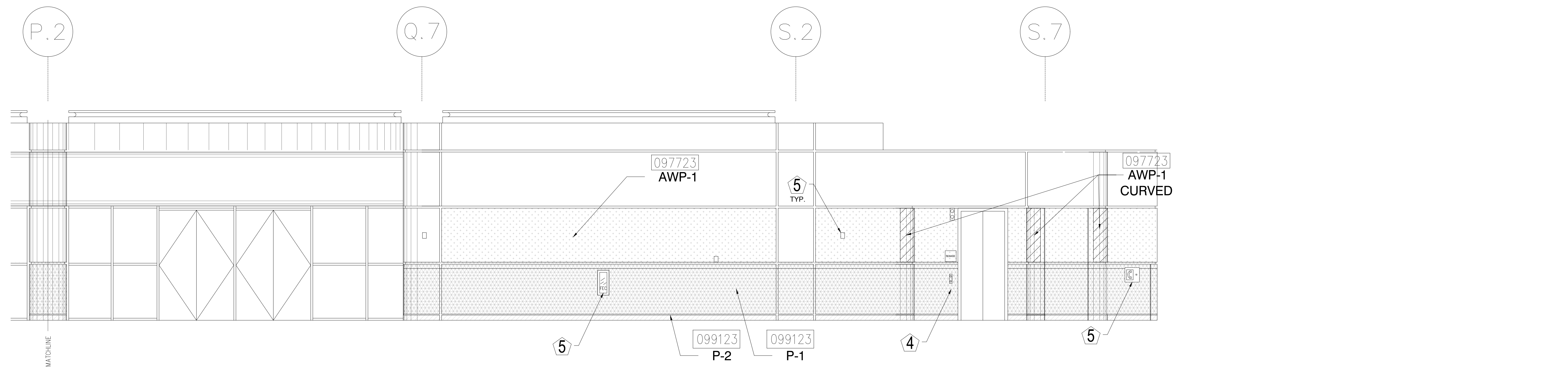
2 ELEVATION - LEVEL 400 - AREA A

1/4" = 1'-0"



3 ELEVATION - LEVEL 400 - AREA A

1/4" = 1'-0"



4 ELEVATION - LEVEL 400 - AREA A

1/4" = 1'-0"

KEY NOTES:

- 097723 FABRIC WRAPPED PANELS
- 099123 INTERIOR PAINTING
- 097200 WALLCOVERING
- 096513.13 RESILIENT BASE

LEGEND:

SEE SHEET 18.001 FOR SPECIFICATIONS

	096513.13 B-1		097723 AWP-1
	099123 P-1		097723 AWP-1 (CURVED)
	099123 P-2		097200 WC-1

NOTES:

- 1 ALL PANEL DIMENSIONS TO BE FIELD VERIFIED
- 2 PRECAST AROUND ELEVATOR TO RECEIVE NEW PAINT ABOVE AND BELOW REVEAL
- 3 ALL EXISTING SIGNS, DIRECTORIES, AND WALL MOUNTED GRAPHICS AND DISPLAYS SHALL BE REMOVED FOR PANEL REMOVAL, REPLACEMENT AND PAINTING, THEN RE-INSTALLED PER OWNER DIRECTION
- 4 CONTRACTOR SHALL COORDINATE WITH ORANGE COUNTY CONVENTION CENTER STAFF AND ELEVATOR CONTRACTOR FOR WORK AT ELEVATOR CAB SURROUNDS
- 5 CONTRACTOR SHALL REMOVE AND RE-INSTALL ALL WALL MOUNTED DEVICES AND COORDINATE WITH ORANGE COUNTY CONVENTION CENTER FACILITY STAFF
- 6 ALL RESTROOMS THAT HAVE PREVIOUSLY BEEN RENOVATED SHALL RECEIVE PAINT ON EXISTING EXPOSED PRE-CAST BASE
- 7 AREAS INDICATED AS "N.I.S." ARE NOT INCLUDED IN THIS SCOPE OF WORK
- 8 EXISTING MILLWORK TO REMAIN
- 9 CONTRACTOR SHALL REMOVE ALL RECEPTACLE COVER PLATES TO BE REMOVED PRIOR TO PAINTING AND RE-INSTALL UPON COMPLETION
- 10 DEVICES IN WALLS THAT CANNOT BE REMOVED SHALL BE MASKED OFF FOR PAINTING, INCLUDING RAILINGS
- 11 CONTRACTOR SHALL PROVIDE APPROVED "FIRE WATCH" STAFF AT ANY TIME THAT WHEN THE FIRE ALARM SYSTEM IS OFF FOR WORK IN PROGRESS
- 12 PRE-CAST BASE NOT TAGGED HAS EXISTING PAINT AND IS NOT PART OF THIS SCOPE
- 13 SEE SHEET 14.001 FOR WALL AND COLUMN CALL OUTS
- 14 PRE-CAST PLANTERS AND PARTIAL HEIGHT WALLS AT RAMP LOCATIONS TO RECEIVE PAINT ON HORIZONTAL AND VERTICAL SURFACES AS INDICATED
- 15 REMOVE EXISTING ACOUSTICAL FABRIC; SAND, PREP AND PAINT ACCESS PANEL FRONT
- 16 ACOUSTICAL WALL PANEL AT THIS LOCATION EXTENDS BEYOND MILLWORK. CONTRACTOR SHALL REMOVE PANEL AND INSTALL NEW PANEL.

SYMBOL LEGEND:

- | | | |
|--|---------|----------------------------------|
| | A-107 | AREA NUMBER |
| | | ELEVATION MARKER |
| | | DETAIL REFERENCE |
| | SIGNAGE | INTERIOR SIGNAGE |
| | CR | CARD READER |
| | | FIRE HORN/STROBE |
| | FHC | FIRE EXTINGUISHER CABINET |
| | AED | AUTOMATIC EXTERNAL DEFIBRILLATOR |
| | | EMERGENCY PHONE |
| | | HOUSE PHONE |
| | | FOOD CART RECEPTACLE |
| | | RECEPTACLE/SWITCH COVER PLATE |
| | | SINGLE RECEPTACLE |
| | | DUPLEX RECEPTACLE |

SEAL

REVISIONS

- | | | |
|--|---|--|
| | 1 | |
| | 2 | |
| | 3 | |
| | 4 | |

PROJECT INFORMATION

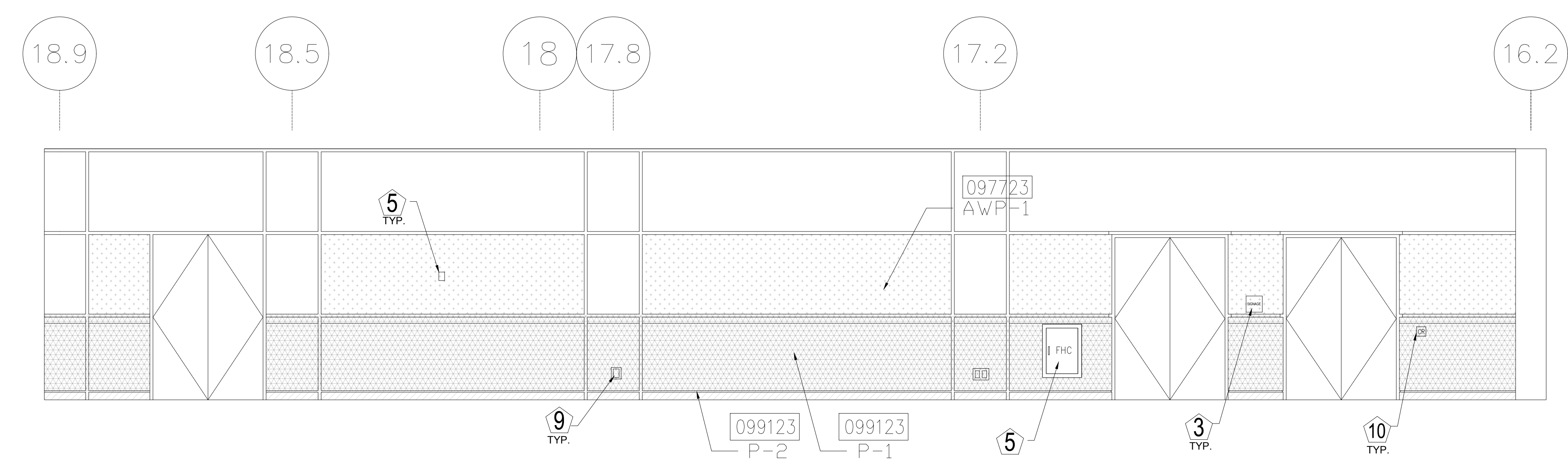
PROJECT NUMBER:
75316
DATE:
05/12/2017
SCALE:
1/4" = 1'-0"
ISSUED FOR:
100% CONSTRUCTION DOCUMENTS

DRAWN BY:
KXG
CHECKED BY:
JNK

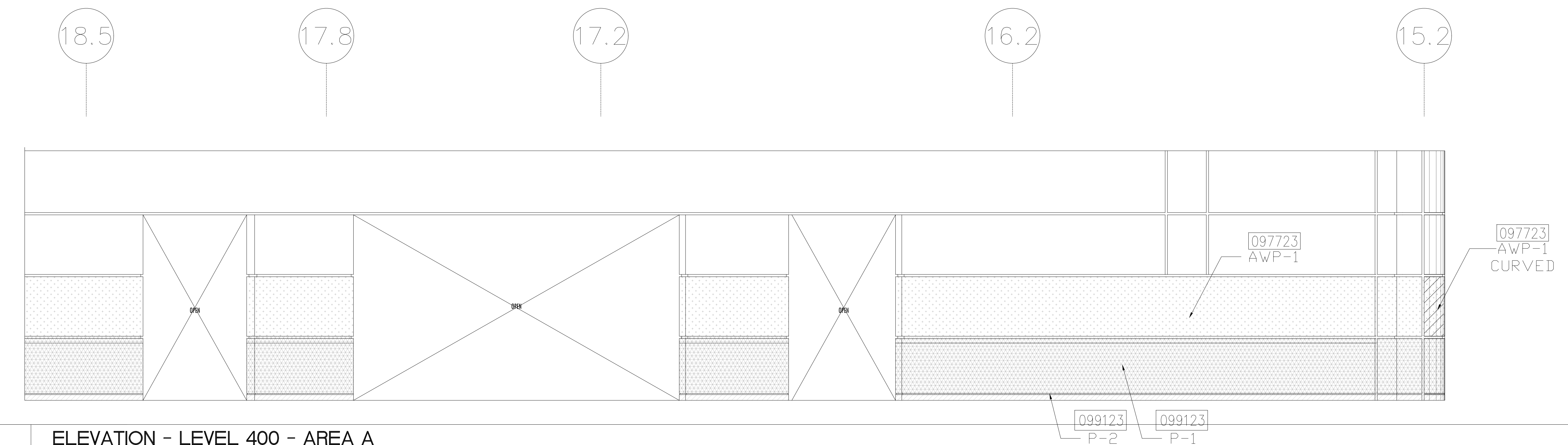
DRAWING NUMBER
LEVEL 400 ELEVATIONS

15.403

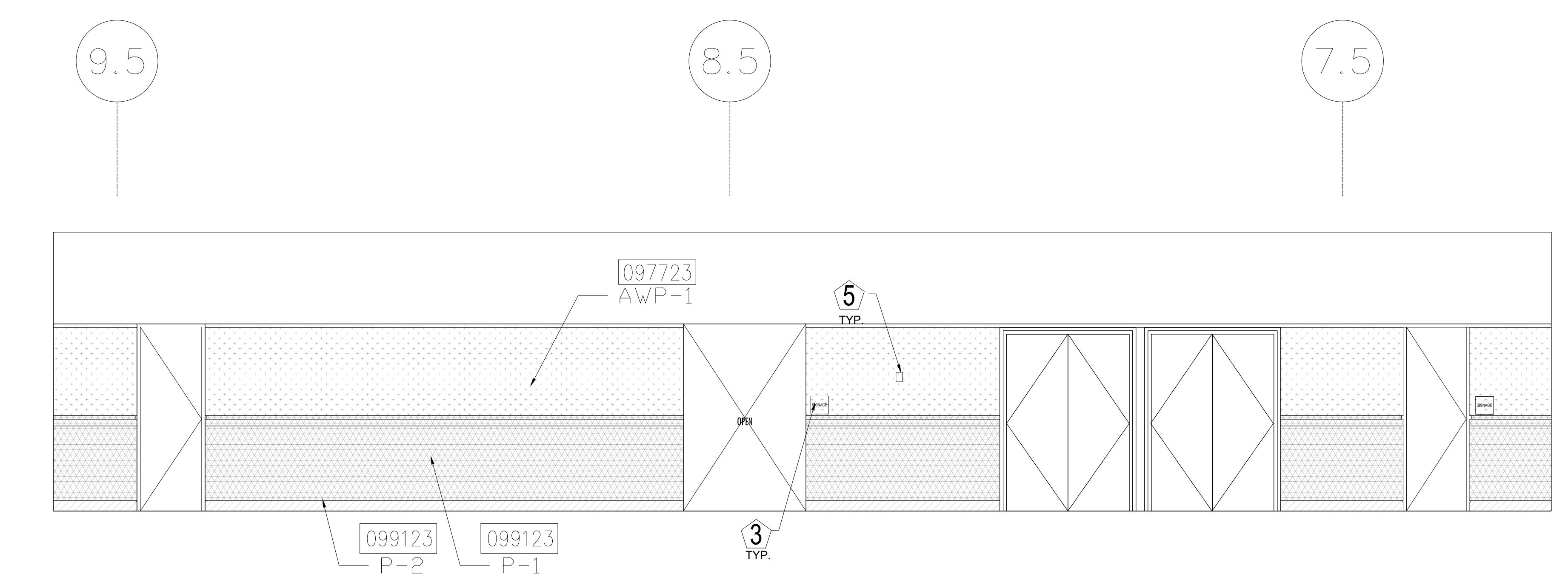
This document is not an architectural or engineering study, drawing, specification, or design and is not to be used for construction of any load-bearing columns, load-bearing framing or walls of structures, or issuance of any building permit, except as otherwise provided by law.



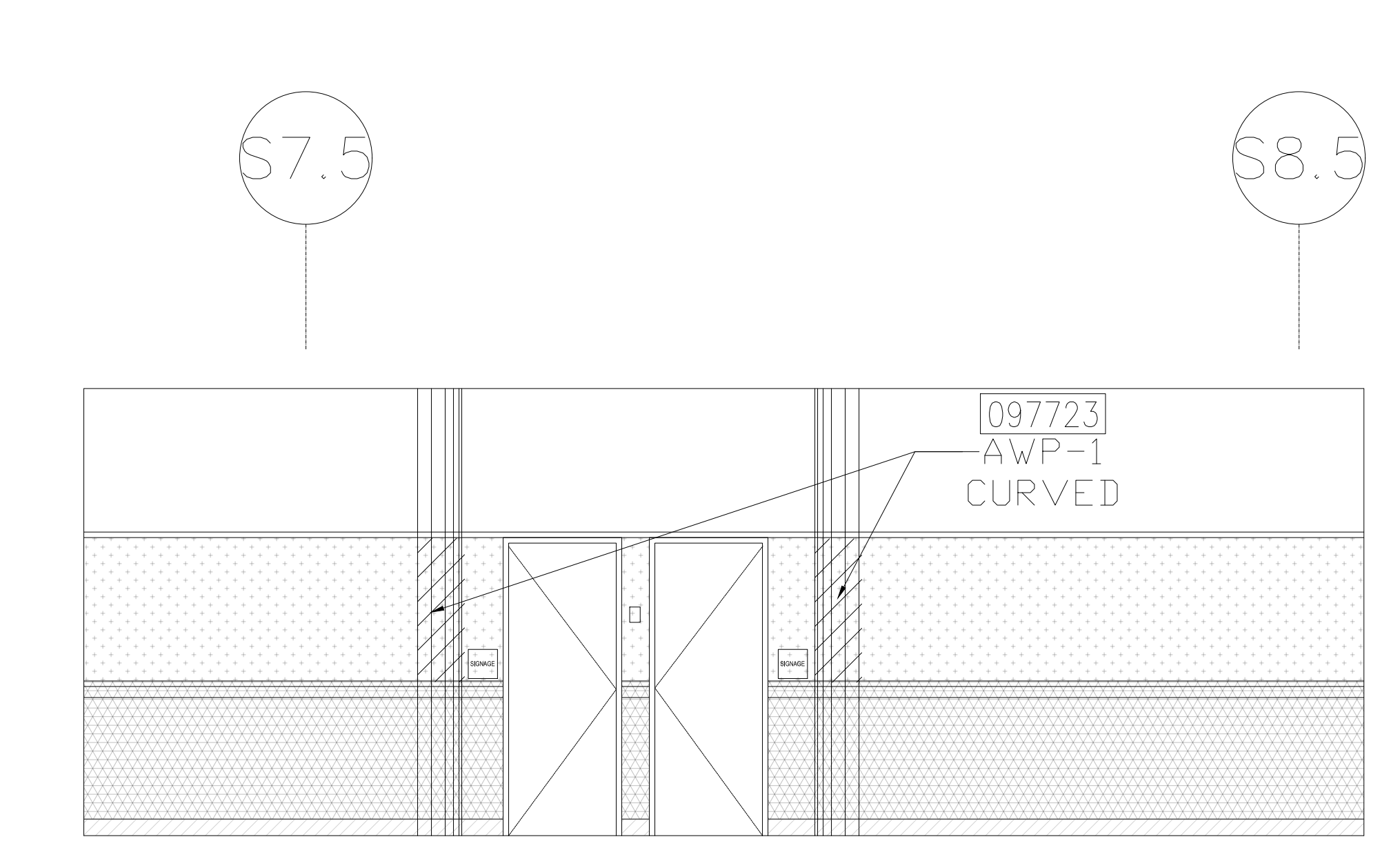
1 ELEVATION - LEVEL 400 - AREA A
1/4" = 1'-0"



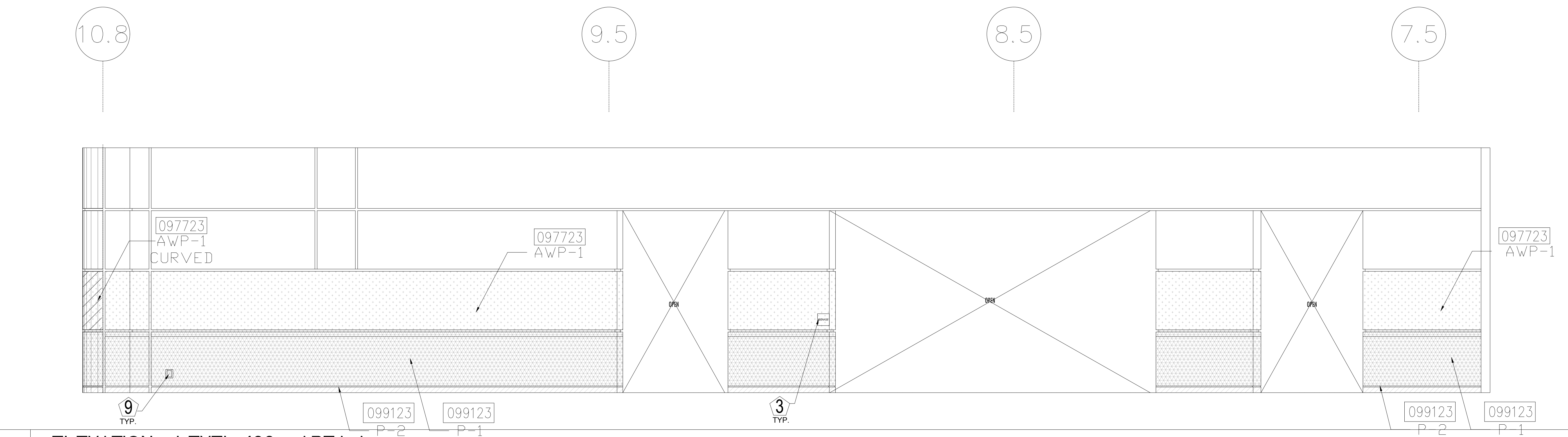
2 ELEVATION - LEVEL 400 - AREA A
1/4" = 1'-0"



3 ELEVATION - LEVEL 400 - AREA A
1/4" = 1'-0"



4 ELEVATION - LEVEL 400 - AREA A
1/4" = 1'-0"



5 ELEVATION - LEVEL 400 - AREA A
1/4" = 1'-0"

ORANGE COUNTY CONVENTION CENTER

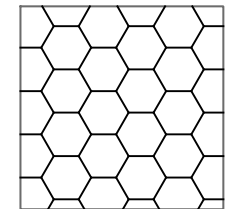

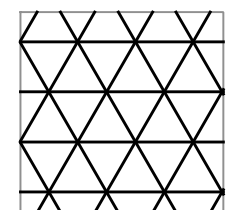
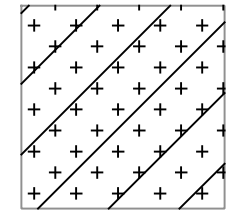
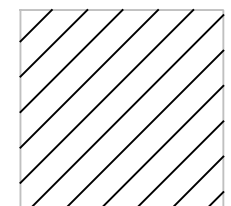

WEST BUILDING WALL PANELS

KEY NOTES:

- 097723 FABRIC WRAPPED PANELS
- 099123 INTERIOR PAINTING
- 097200 WALLCOVERING
- 096513.13 RESILIENT BASE

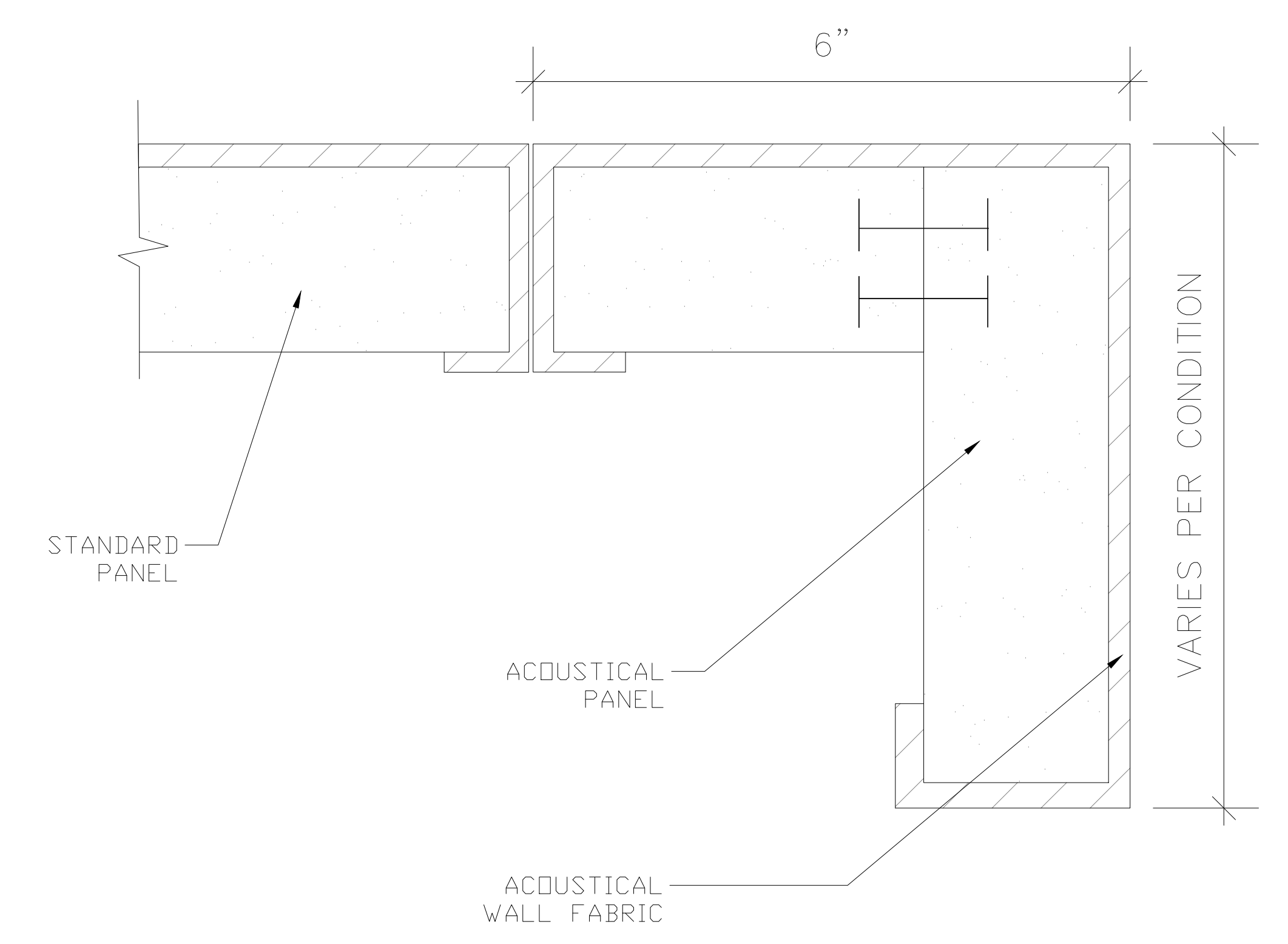
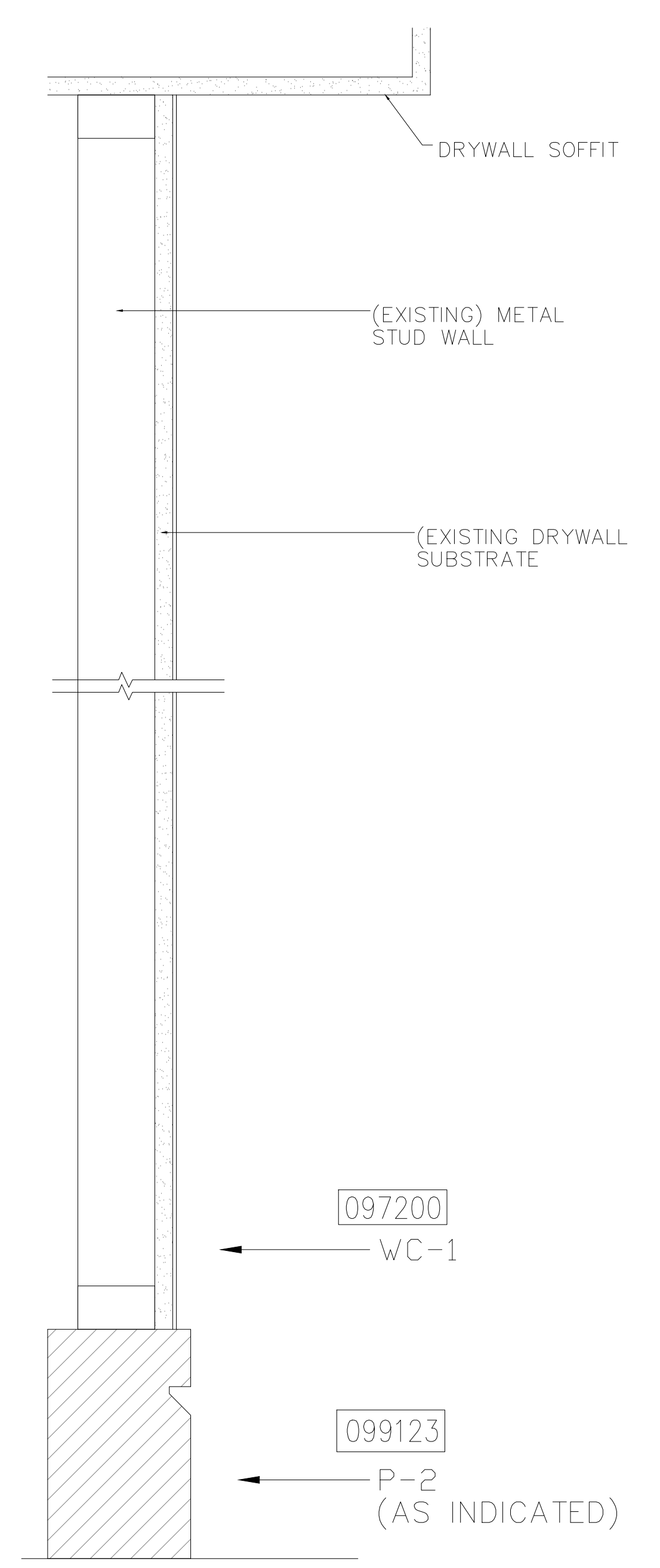
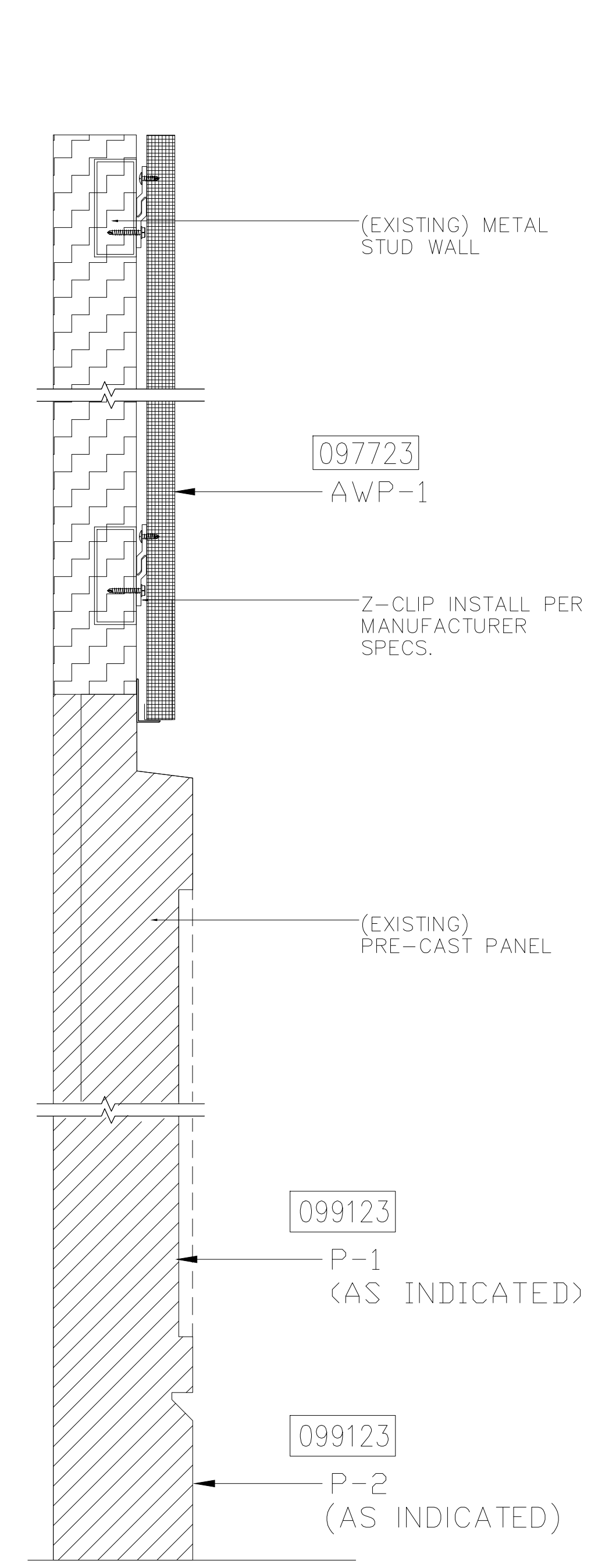
LEGEND:

SEE SHEET 18.001 FOR SPECIFICATIONS

	096513.13 B-1		097723 AWP-1
	099123 P-1		097723 AWP-1 (CURVED)
	099123 P-2		WC-1

NOTES:

- 1 ALL PANEL DIMENSIONS TO BE FIELD VERIFIED
- 2 PRECAST AROUND ELEVATOR TO RECEIVE NEW PAINT ABOVE AND BELOW REVEAL
- 3 ALL EXISTING SIGNS, DIRECTORIES, AND WALL MOUNTED GRAPHICS AND DISPLAYS SHALL BE REMOVED FOR PANEL REMOVAL, REPLACEMENT AND PAINTING, THEN RE-INSTALLED PER OWNER DIRECTION
- 4 CONTRACTOR SHALL COORDINATE WITH ORANGE COUNTY CONVENTION CENTER STAFF AND ELEVATOR CONTRACTOR FOR WORK AT ELEVATOR CAB SURROUNDS
- 5 CONTRACTOR SHALL REMOVE AND RE-INSTALL ALL WALL MOUNTED DEVICES AND COORDINATE WITH ORANGE COUNTY CONVENTION CENTER FACILITY STAFF
- 6 ALL RESTROOMS THAT HAVE PREVIOUSLY BEEN RENOVATED SHALL RECEIVE PAINT ON EXISTING EXPOSED PRE-CAST BASE
- 7 AREAS INDICATED AS "N.I.S." ARE NOT INCLUDED IN THIS SCOPE OF WORK
- 8 EXISTING MILLWORK TO REMAIN
- 9 CONTRACTOR SHALL REMOVE ALL RECEPTACLE COVER PLATES TO BE REMOVED PRIOR TO PAINTING AND RE-INSTALL UPON COMPLETION
- 10 DEVICES IN WALLS THAT CANNOT BE REMOVED SHALL BE MASKED OFF FOR PAINTING, INCLUDING RAILINGS
- 11 CONTRACTOR SHALL PROVIDE APPROVED "FIRE WATCH" STAFF AT ANY TIME THAT WHEN THE FIRE ALARM SYSTEM IS OFF FOR WORK IN PROGRESS
- 12 PRE-CAST BASE NOT TAGGED HAS EXISTING PAINT AND IS NOT PART OF THIS SCOPE
- 13 SEE SHEET 14.001 FOR WALL AND COLUMN CALL OUTS
- 14 PRE-CAST PLANTERS AND PARTIAL HEIGHT WALLS AT RAMP LOCATIONS TO RECEIVE PAINT ON HORIZONTAL AND VERTICAL SURFACES AS INDICATED
- 15 REMOVE EXISTING ACOUSTICAL FABRIC; SAND, PREP AND PAINT ACCESS PANEL FRONT
- 16 ACOUSTICAL WALL PANEL AT THIS LOCATION EXTENDS BEYOND MILLWORK. CONTRACTOR SHALL REMOVE PANEL AND INSTALL NEW PANEL.



1	WALL SECTION - ACOUSTICAL PANEL	2	WALL SECTION - WALLCOVERING	3	PRE-FABRICATED ACOUSTICAL PANEL CORNER DETAIL
3' - 1'-0"		3' - 1'-0"		NTS.	

SEAL

REVISIONS

- 1
- 2
- 3
- 4

PROJECT INFORMATION

PROJECT NUMBER:
75316
DATE:
05/12/2017
SCALE:
VARIES
ISSUED FOR:
100% CONSTRUCTION DOCUMENTS

DRAWN BY:
KG
CHECKED BY:
JNK

DRAWING NUMBER

SECTIONS AND ENLARGED DETAILS

16.001

This document is not an architectural or engineering study, drawing, specification, or design and is not to be used for construction of any load-bearing columns, load-bearing framing or walls of structures, or issuance of any building permit, except as otherwise provided by law.

FINISH CODE SCHEDULE

ACOUSTICAL PANEL MATERIAL CODE SCHEDULE

PANEL				FABRIC						
REV No.	CODE	MFR	MFR NO.	EDGE DETAILING	INSTALLATION	THICKNESS	STYLE NO.	WIDTH	FLAME SPREAD	REMARKS
	AWP-1	AVL Systems	Acoustech ATP 2.0	Square	Z-Clips	2"	HYTEX E.CO. Art 24 Crespella 03 Parchment	54"	Class A	Fabric wrapped acoustical wall panels

BASE CODE SCHEDULE

REV No.	CODE	MFR	ITEM #	COLOR	STYLE	HEIGHT	MATERIAL	FLAME SPREAD	REMARKS
	B-1	Roppe	Type TS Pinnacle	100 Black	Standard Toe	6"	Rubber	Class B	Continuous roll

INTERIOR PAINT CODE SCHEDULE

REV No.	CODE	MFR	COLOR NUMBER	COLOR	TYPE	SHEEN	REMARKS
	P-1	Sherwin-Williams	SW7025	Backdrop	Alkyd Enamel	Satin	Pre-cast walls and column panels, as indicated
	P-2	Sherwin-Williams	SW7069	Iron Ore	Alkyd Enamel	Satin	Pre-cast base, as indicated

WALL FINISH CODE SCHEDULE

REV No.	CODE	MFR	STYLE/NUMBER	COLOR/NUMBER	WIDTH	CONTENT	BACKING	WEIGHT	ROLL SIZE	NRC	FLAME SPREAD	REMARKS
	WC-1	Hytex	24 Crespella	39 Loam	54"	Solution Dyed Polyester Staple Fiber	Fused Poly	24 oz	33 Yards	.17 over gypsum board	Class A	To be installed directly to wall substrate

FINISH NOTES

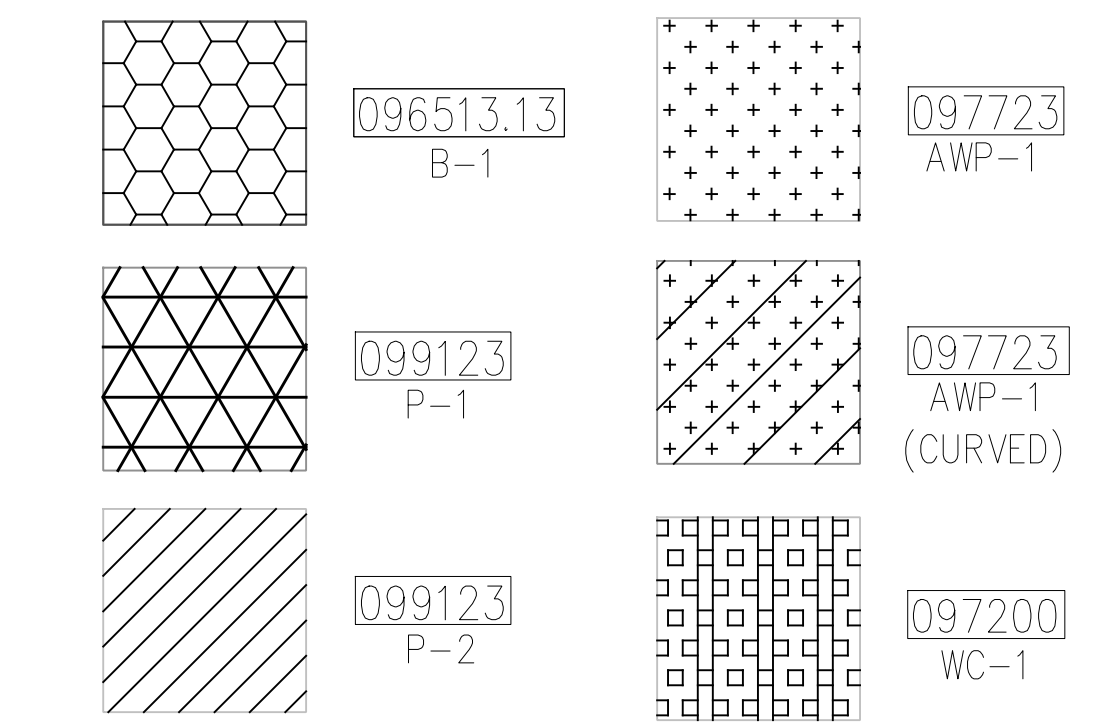
- ALL LOCATIONS OF EXISTING DIRECTLY APPLIED WALLCOVERING NOTED FOR REMOVAL AND REPLACEMENT SHALL BE CLEANED, PREPPED AND PRIMED TO RECEIVE NEW WALLCOVERING.
- CONTRACTOR SHALL USE DUE CARE IN REMOVAL AND REPLACEMENT OF ACOUSTICAL PANELS TO AVOID DAMAGE TO ADJACENT REVEALS AND DRYWALL.
- ALL NEW ACOUSTICAL PANELS SHALL BE ALIGNED AND STRAIGHT AT TOP AND BOTTOM
- ACOUSTICAL PANELS SHALL BE INSTALLED WITH NO GAP UNLESS A GAP IS EXISTING ALIGNED WITH A REVEAL OR EXPANSION JOINT.
- CONTRACTOR SHALL BE RESPONSIBLE FOR FIELD VERIFICATION OF ALL CONDITIONS AND PROVIDE A PRE-CONSTRUCTION VIDEO AND NARRATIVE DOCUMENTING EXISTING CONDITIONS PRIOR TO START OF THE WORK.
- PRE-FABRICATED CORNERS SHALL BE INSTALLED AT ALL ELEVATOR RETURNS, SEE SHEET 16.001 FOR DETAIL
- CONTRACTOR SHALL SCHEDULE AND SEQUENCE THE WORK IN ORDER TO DEMO AND COMPLETE EACH SECTION OF WORK AND RETURN THE SPACE TO "SHOW" READINESS PRIOR TO STARTING THE NEXT PHASE.
- PER THE SPECIFICATIONS, CONTRACTOR SHALL PROVIDE BARRICADES IN WORK AREAS TO PREVENT OCC STAFF AND GUESTS FROM ENTERING AN ACTIVE WORK ZONE.
- CONTRACTOR SHALL COORDINATE WITH OCC STAFF FOR OTHER SCOPES OF WORK THAT MAY GO ON CONCURRENTLY IN THE WORK AREA PERFORMED BY CENTER STAFF.
- DURING THE COURSE OF THE WORK, REMOVAL OR ADJUSTMENT TO ANY FIRE ALARM SYSTEM MUST BE COORDINATED WITH CENTER STAFF FOR SYSTEM SHUT-DOWN.
- IN THE EVENT THAT THE ENTIRE BUILDING FIRE ALARM IS SHUT DOWN FOR ANY PORTION OF THIS WORK, THE CONTRACTOR SHALL PROVIDE APPROPRIATE AND APPROVED "FIRE WATCH" STAFF TO PATROL THE BUILDING.

KEY NOTES:

-  FABRIC WRAPPED PANELS
-  INTERIOR PAINTING
-  WALLCOVERING
-  RESILIENT BASE

LEGEND:

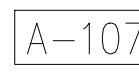





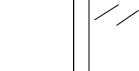



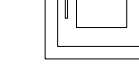
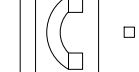



SEE SHEET 18.001 FOR SPECIFICATIONS



NOTES:

- ① ALL PANEL DIMENSIONS TO BE FIELD VERIFIED
- ② PRECAST AROUND ELEVATOR TO RECEIVE NEW PAINT ABOVE AND BELOW REVEAL
- ③ ALL EXISTING SIGNS, DIRECTORIES, AND WALL MOUNTED GRAPHICS AND DISPLAYS SHALL BE REMOVED FOR PANEL REMOVAL, REPLACEMENT AND PAINTING, THEN RE-INSTALLED PER OWNER DIRECTION
- ④ CONTRACTOR SHALL COORDINATE WITH ORANGE COUNTY CONVENTION CENTER STAFF AND ELEVATOR CONTRACTOR FOR WORK AT ELEVATOR CAB SURROUNDS
- ⑤ CONTRACTOR SHALL REMOVE AND RE-INSTALL ALL WALL MOUNTED DEVICES AND COORDINATE WITH ORANGE COUNTY CONVENTION CENTER FACILITY STAFF
- ⑥ ALL RESTROOMS THAT HAVE PREVIOUSLY BEEN RENOVATED SHALL RECEIVE PAINT ON EXISTING EXPOSED PRE-CAST BASE
- ⑦ AREAS INDICATED AS "N.I.S." ARE NOT INCLUDED IN THIS SCOPE OF WORK
- ⑧ EXISTING MILLWORK TO REMAIN
- ⑨ CONTRACTOR SHALL REMOVE ALL RECEPTACLE COVER PLATES TO BE REMOVED PRIOR TO PAINTING AND RE-INSTALL UPON COMPLETION
- ⑩ DEVICES IN WALLS THAT CANNOT BE REMOVED SHALL BE MASKED OFF FOR PAINTING, INCLUDING RAILINGS
- ⑪ CONTRACTOR SHALL PROVIDE APPROVED "FIRE WATCH" STAFF AT ANY TIME THAT WHEN THE FIRE ALARM SYSTEM IS OFF FOR WORK IN PROGRESS
- ⑫ PRE-CAST BASE NOT TAGGED HAS EXISTING PAINT AND IS NOT PART OF THIS SCOPE
- ⑬ SEE SHEET 14.001 FOR WALL AND COLUMN CALL OUTS
- ⑭ PRE-CAST PLANTERS AND PARTIAL HEIGHT WALLS AT RAMP LOCATIONS TO RECEIVE PAINT ON HORIZONTAL AND VERTICAL SURFACES AS INDICATED
- ⑮ REMOVE EXISTING ACOUSTICAL FABRIC; SAND, PREP AND PAINT ACCESS PANEL FRONT
- ⑯ ACOUSTICAL WALL PANEL AT THIS LOCATION EXTENDS BEYOND MILLWORK. CONTRACTOR SHALL REMOVE PANEL AND INSTALL NEW PANEL.

SYMBOL LEGEND:

-  AREA NUMBER
-  ELEVATION MARKER
-  DETAIL REFERENCE
-  INTERIOR SIGNAGE
-  CARD READER
-  FIRE HORN/STROBE
-  FIRE EXTINGUISHER CABINET
-  FIRE HOSE CABINET
-  AUTOMATIC EXTERNAL DEFIBRILLATOR
-  EMERGENCY PHONE
-  HOUSE PHONE
-  FOOD CART RECEPTACLE
-  RECEPTACLE/SWITCH COVER PLATE
-  SINGLE RECEPTACLE
-  DUPLEX RECEPTACLE



205 East Central Blvd.
Orlando, FL 32801
Phone 407.644.2445
Fax 407.644.0445
www.tjngpartners.com

18 0001073

ORANGE COUNTY CONVENTION CENTER

WEST BUILDING WALL PANELS
LEVEL 400 - AREA A

SEAL

REVISIONS

- ①
- ②
- ③
- ④

PROJECT INFORMATION

PROJECT NUMBER:
75316
DATE:
05/12/2017
SCALE:
NTS
ISSUED FOR:
100% CONSTRUCTION DOCUMENTS

DRAWN BY:
KG
CHECKED BY:
JNK

DRAWING NUMBER

FINISH SCHEDULE AND DETAILS

18.001

This document is not an architectural or engineering study, drawing, specification, or design and is not to be used for construction of any load-bearing columns, load-bearing framing or walls of structures, or issuance of any building permit, except as otherwise provided by law.