



Orange County Convention Center, 9800 International Drive, Orlando, FL 32819

100 %
CONSTRUCTION
DOCUMENTS

DOOC #035 000000196760

TJNG PARTNERS
PROJECT #75316
License # IB 0001073

05 | 12 | 2017



BOARD OF COUNTY COMMISSIONERS:

Orange County Mayor Teresa Jacobs
District 1 Commissioner Betsy Vanderley
District 2 Commissioner Bryan Nelson
District 3 Commissioner Pete Clarke

District 4 Commissioner Jennifer Thompson
District 5 Commissioner Emily Bonilla
District 6 Commissioner Victoria P. Siplin

West Building
100 % CONSTRUCTION
DOCUMENTS

West Building Wall Panels

Orange County Convention Center

TJNG Partners, Inc.
205 E. Central Blvd. Suite 500
Orlando, FL 32801
Tel: (407) 644.2445
Fax: (407) 644-0445
www.tjngpartners.com



COVER



ORANGE COUNTY CONVENTION CENTER

WEST BUILDING WALL PANELS

DRAWING SHEET INDEX

SHEET NO.	SHEET NAME	LASTEST DATE	ISSUED FOR	COMMENTS
GENERAL				
G0.001	COVER SHEET	05.12.17	100% CDs	
G0.002	SHEET INDEX	05.12.17	100% CDs	
INTERIORS				
11.001	LEVEL 100 - PHASING PLAN	05.12.17	100% CDs	
11.002	LEVEL 200 - PHASING PLAN	05.12.17	100% CDs	
11.003	LEVEL 300 - PHASING PLAN	05.12.17	100% CDs	
11.004	LEVEL 400 - PHASING PLAN	05.12.17	100% CDs	
12.001	LEVEL 100 - REFERENCE PLAN	05.12.17	100% CDs	
12.002	LEVEL 200 - REFERENCE PLAN	05.12.17	100% CDs	
12.003	LEVEL 300 - REFERENCE PLAN	05.12.17	100% CDs	
12.004	LEVEL 400 - REFERENCE PLAN	05.12.17	100% CDs	
12.101	LEVEL 100 - AREA A	05.12.17	100% CDs	
12.102	LEVEL 100 - AREA B	05.12.17	100% CDs	
12.103	LEVEL 100 - AREA C	05.12.17	100% CDs	
12.104	LEVEL 100 - AREA D	05.12.17	100% CDs	
12.201	LEVEL 200 - AREA A	05.12.17	100% CDs	
12.202	LEVEL 200 - AREA B	05.12.17	100% CDs	
12.203	LEVEL 200 - AREA C	05.12.17	100% CDs	
12.204	LEVEL 200 - AREA D	05.12.17	100% CDs	
12.205	LEVEL 200 - AREA E	05.12.17	100% CDs	
12.301	LEVEL 300 - AREA A	05.12.17	100% CDs	
12.302	LEVEL 300 - AREA B	05.12.17	100% CDs	
12.303	LEVEL 300 - AREA C	05.12.17	100% CDs	
12.304	LEVEL 300 - AREA D	05.12.17	100% CDs	
12.305	LEVEL 300 - AREA E	05.12.17	100% CDs	
12.401	LEVEL 400 - AREA A	05.12.17	100% CDs	
14.001	COLUMN AND WALL CONDITION TYPES	05.12.17	100% CDs	
14.002	ENLARGED DETAILS	05.12.17	100% CDs	
15.101	LEVEL 100 - ELEVATIONS	05.12.17	100% CDs	
15.102	LEVEL 100 - ELEVATIONS	05.12.17	100% CDs	
15.103	LEVEL 100 - ELEVATIONS	05.12.17	100% CDs	
15.104	LEVEL 100 - ELEVATIONS	05.12.17	100% CDs	
15.105	LEVEL 100 - ELEVATIONS	05.12.17	100% CDs	
15.106	LEVEL 100 - ELEVATIONS	05.12.17	100% CDs	
15.107	LEVEL 100 - ELEVATIONS	05.12.17	100% CDs	
15.201	LEVEL 200 - ELEVATIONS	05.12.17	100% CDs	
15.202	LEVEL 200 - ELEVATIONS	05.12.17	100% CDs	
15.203	LEVEL 200 - ELEVATIONS	05.12.17	100% CDs	
15.204	LEVEL 200 - ELEVATIONS	05.12.17	100% CDs	
15.205	LEVEL 200 - ELEVATIONS	05.12.17	100% CDs	
15.206	LEVEL 200 - ELEVATIONS	05.12.17	100% CDs	
15.207	LEVEL 200 - ELEVATIONS	05.12.17	100% CDs	
15.208	LEVEL 200 - ELEVATIONS	05.12.17	100% CDs	
15.209	LEVEL 200 - ELEVATIONS	05.12.17	100% CDs	
15.210	LEVEL 200 - ELEVATIONS	05.12.17	100% CDs	
15.301	LEVEL 300 - ELEVATIONS	05.12.17	100% CDs	
15.302	LEVEL 300 - ELEVATIONS	05.12.17	100% CDs	
15.303	LEVEL 300 - ELEVATIONS	05.12.17	100% CDs	
15.304	LEVEL 300 - ELEVATIONS	05.12.17	100% CDs	
15.305	LEVEL 300 - ELEVATIONS	05.12.17	100% CDs	
15.306	LEVEL 300 - ELEVATIONS	05.12.17	100% CDs	
15.307	LEVEL 300 - ELEVATIONS	05.12.17	100% CDs	
15.308	LEVEL 300 - ELEVATIONS	05.12.17	100% CDs	
15.309	LEVEL 300 - ELEVATIONS	05.12.17	100% CDs	
15.401	LEVEL 400 - ELEVATIONS	05.12.17	100% CDs	
15.402	LEVEL 400 - ELEVATIONS	05.12.17	100% CDs	
15.403	LEVEL 400 - ELEVATIONS	05.12.17	100% CDs	
16.001	SECTION AND DETAILS	05.12.17	100% CDs	
18.001	FINISH SCHEDULE AND DETAILS	05.12.17	100% CDs	

SEAL

REVISIONS

- 1
- 2
- 3
- 4

PROJECT INFORMATION

PROJECT NUMBER:
75316
DATE:
05/17/2017
SCALE:
NTS
ISSUED FOR:
100% CONSTRUCTION DOCUMENTS

DRAWN BY:
KG
CHECKED BY:
JNK

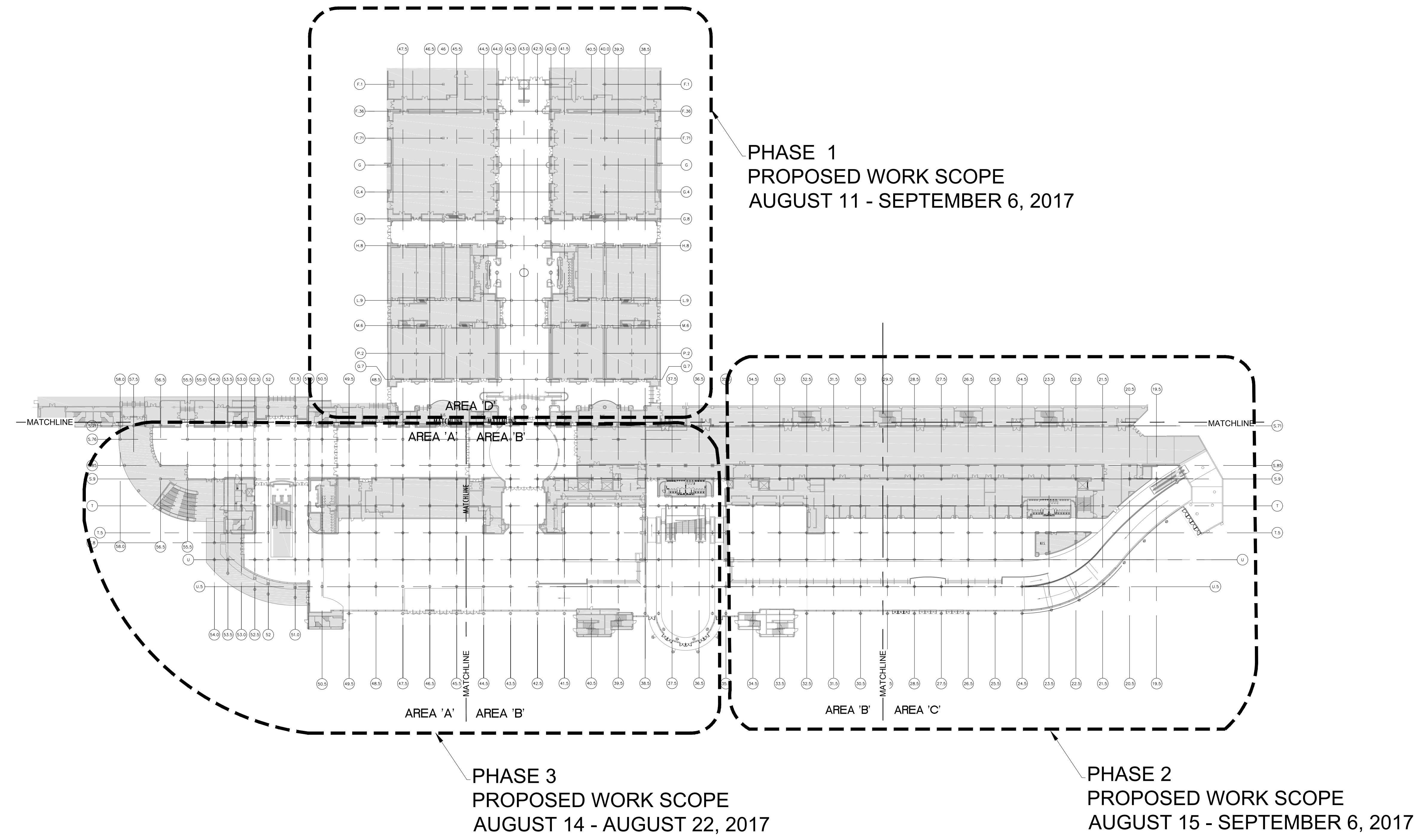
DRAWING NUMBER SHEET INDEX

G0.002

This document is not an architectural or engineering study, drawing, specification, or design and is not to be used for construction of any load-bearing columns, load-bearing framing or walls of structures, or issuance of any building permit, except as otherwise provided by law.

ORANGE COUNTY CONVENTION CENTER

**WEST BUILDING WALL PANELS
 LEVEL 100 - OVERALL PLAN**



OVERALL PROPOSED SCHEDULE

- PHASE 1 - AUGUST 11 - SEPTEMBER 6, 2017
- PHASE 2 - AUGUST 15 - SEPTEMBER 6, 2017
- PHASE 3 - AUGUST 14 - AUGUST 22, 2017
- PHASE 4 - SEPTEMBER 5 - SEPTEMBER 17, 2017
- PHASE 5 - OCTOBER 26 - OCTOBER 31, 2017
- PHASE 6 - NOVEMBER 12 - NOVEMBER 28, 2017
- PHASE 7 - OCTOBER 31, 2017 - NOVEMBER 6, 2017
- PHASE 8 - NOVEMBER 12 - NOVEMBER 28, 2017
- PHASE 8a - NOVEMBER 12 - NOVEMBER 28, 2017
- PHASE 9a - DECEMBER 8 - DECEMBER 31, 2017
- PHASE 10 - DECEMBER 9 - DECEMBER 31, 2017
- PHASE 11 - DECEMBER 15 - DECEMBER 31, 2017

SEAL

REVISIONS

- 1
- 2
- 3
- 4

PROJECT INFORMATION

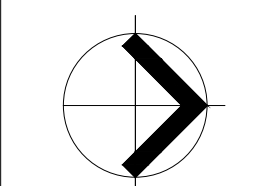
PROJECT NUMBER:
75316
 DATE:
05/12/2017
 SCALE:
 1/64" = 1'-0"
 ISSUED FOR:
 100% CONSTRUCTION
 DOCUMENTS

DRAWN BY:
 KG
 CHECKED BY:
 JNK

DRAWING NUMBER

LEVEL 100
 PHASING PLAN
11.001

This document is not an architectural or engineering study, drawing, specification, or design and is not to be used for construction of any load-bearing columns, load-bearing framing or walls of structures, or issuance of any building permit, except as otherwise provided by law.



PLAN NORTH

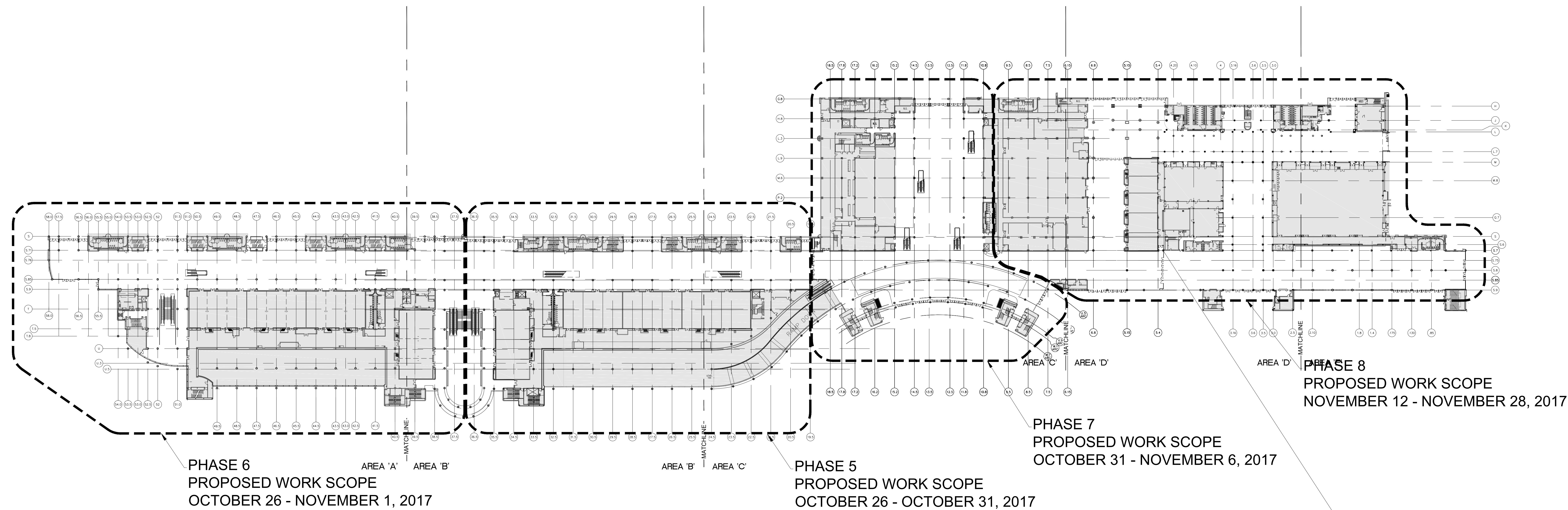
1

LEVEL 100 - PHASING PLAN

1/64" = 1'-0"

ORANGE COUNTY CONVENTION CENTER

**WEST BUILDING WALL PANELS
 LEVEL 200 - OVERALL PLAN**



PHASE 6
 PROPOSED WORK SCOPE
 OCTOBER 26 - NOVEMBER 1, 2017

PHASE 5
 PROPOSED WORK SCOPE
 OCTOBER 26 - OCTOBER 31, 2017

PHASE 7
 PROPOSED WORK SCOPE
 OCTOBER 31 - NOVEMBER 6, 2017

PHASE 8
 PROPOSED WORK SCOPE
 NOVEMBER 12 - NOVEMBER 28, 2017

OVERALL PROPOSED SCHEDULE

- PHASE 1 - AUGUST 11 - SEPTEMBER 6, 2017
- PHASE 2 - AUGUST 15 - SEPTEMBER 6, 2017
- PHASE 3 - AUGUST 14 - AUGUST 22, 2017
- PHASE 4 - SEPTEMBER 5 - SEPTEMBER 17, 2017
- PHASE 5 - OCTOBER 26 - OCTOBER 31, 2017
- PHASE 6 - NOVEMBER 12 - NOVEMBER 28, 2017
- PHASE 7 - OCTOBER 31, 2017 - NOVEMBER 6, 2017
- PHASE 8 - NOVEMBER 12 - NOVEMBER 28, 2017
- PHASE 8a - NOVEMBER 12 - NOVEMBER 28, 2017
- PHASE 9 - DECEMBER 8 - DECEMBER 31, 2017
- PHASE 9a - DECEMBER 8 - DECEMBER 31, 2017
- PHASE 10 - DECEMBER 9 - DECEMBER 31, 2017
- PHASE 11 - DECEMBER 15 - DECEMBER 31, 2017

SEAL

REVISIONS

- 1
- 2
- 3
- 4

PROJECT INFORMATION

PROJECT NUMBER:
75316
 DATE:
05/12/2017
 SCALE:
 1/64" = 1'-0"
 ISSUED FOR:
 100% CONSTRUCTION
 DOCUMENTS

DRAWN BY:
 KG
 CHECKED BY:
 JNK

DRAWING NUMBER

LEVEL 200
 PHASING PLAN

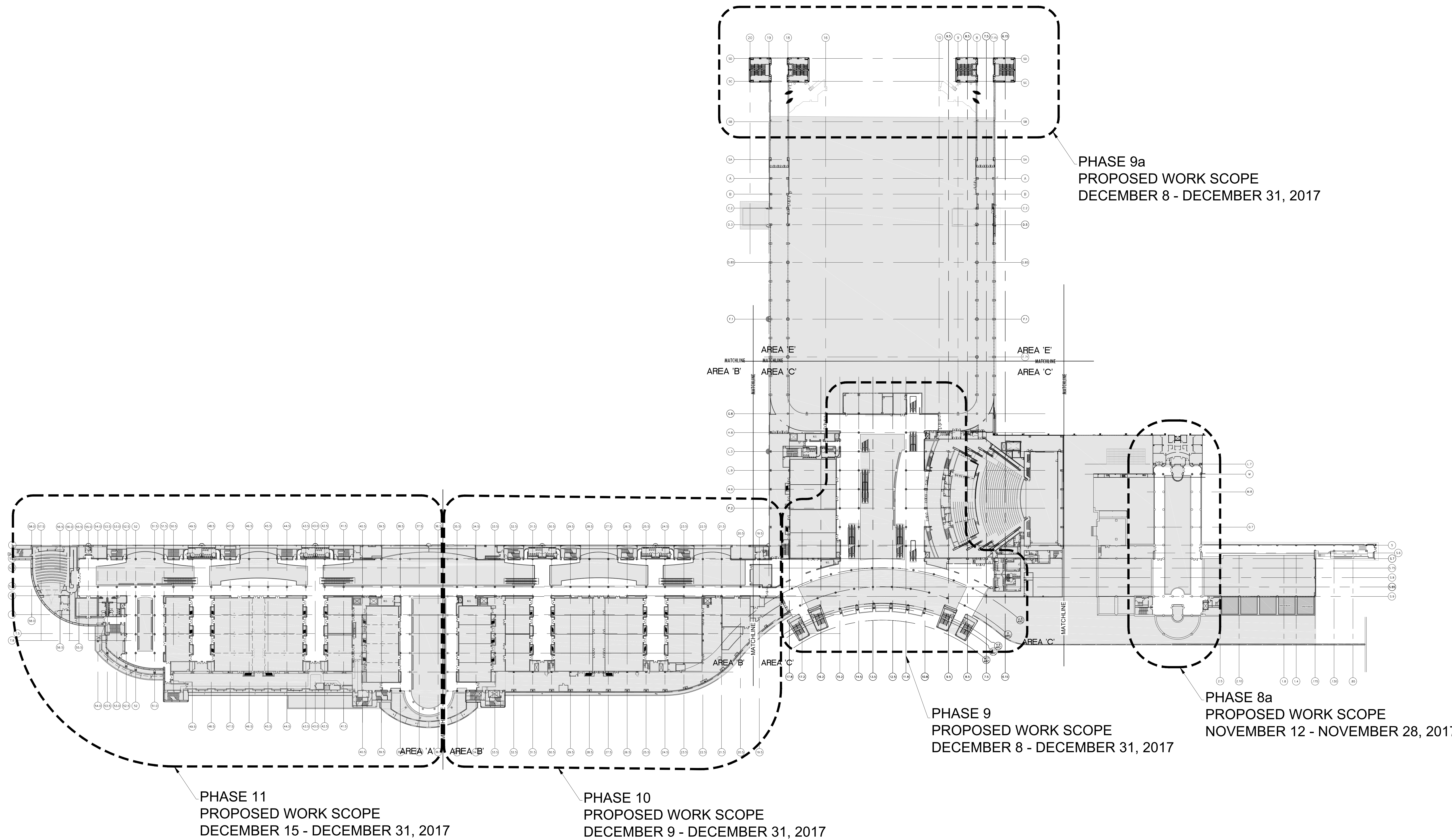
11.002

This document is not an architectural or engineering study, drawing, specification, or design and is not to be used for construction of any load-bearing columns, load-bearing framing or walls of structures, or issuance of any building permit, except as otherwise provided by law.



ORANGE COUNTY CONVENTION CENTER

**WEST BUILDING WALL PANELS
LEVEL 300 - OVERALL PLAN**



OVERALL PROPOSED SCHEDULE

- PHASE 1 - AUGUST 11 - SEPTEMBER 6, 2017
- PHASE 2 - AUGUST 15 - SEPTEMBER 6, 2017
- PHASE 3 - AUGUST 14 - AUGUST 22, 2017
- PHASE 4 - SEPTEMBER 5 - SEPTEMBER 17, 2017
- PHASE 5 - OCTOBER 26 - OCTOBER 31, 2017
- PHASE 6 - NOVEMBER 12 - NOVEMBER 28, 2017
- PHASE 7 - OCTOBER 31, 2017 - NOVEMBER 6, 2017
- PHASE 8 - NOVEMBER 12 - NOVEMBER 28, 2017
- PHASE 8a - NOVEMBER 12 - NOVEMBER 28, 2017
- PHASE 9 - DECEMBER 8 - DECEMBER 31, 2017
- PHASE 9a - DECEMBER 8 - DECEMBER 31, 2017
- PHASE 10 - DECEMBER 9 - DECEMBER 31, 2017
- PHASE 11 - DECEMBER 15 - DECEMBER 31, 2017

SEAL

REVISIONS

- 1
- 2
- 3
- 4

PROJECT INFORMATION

PROJECT NUMBER:
75316
DATE:
05/12/2017
SCALE:
1/64" = 1'-0"
ISSUED FOR:
100% CONSTRUCTION
DOCUMENTS

DRAWN BY:
KG
CHECKED BY:
JNK

DRAWING NUMBER

LEVEL 300
PHASING PLAN
11.003

This document is not an architectural or engineering study, drawing, specification, or design and is not to be used for construction of any load-bearing columns, load-bearing framing or walls of structures, or issuance of any building permit, except as otherwise provided by law.



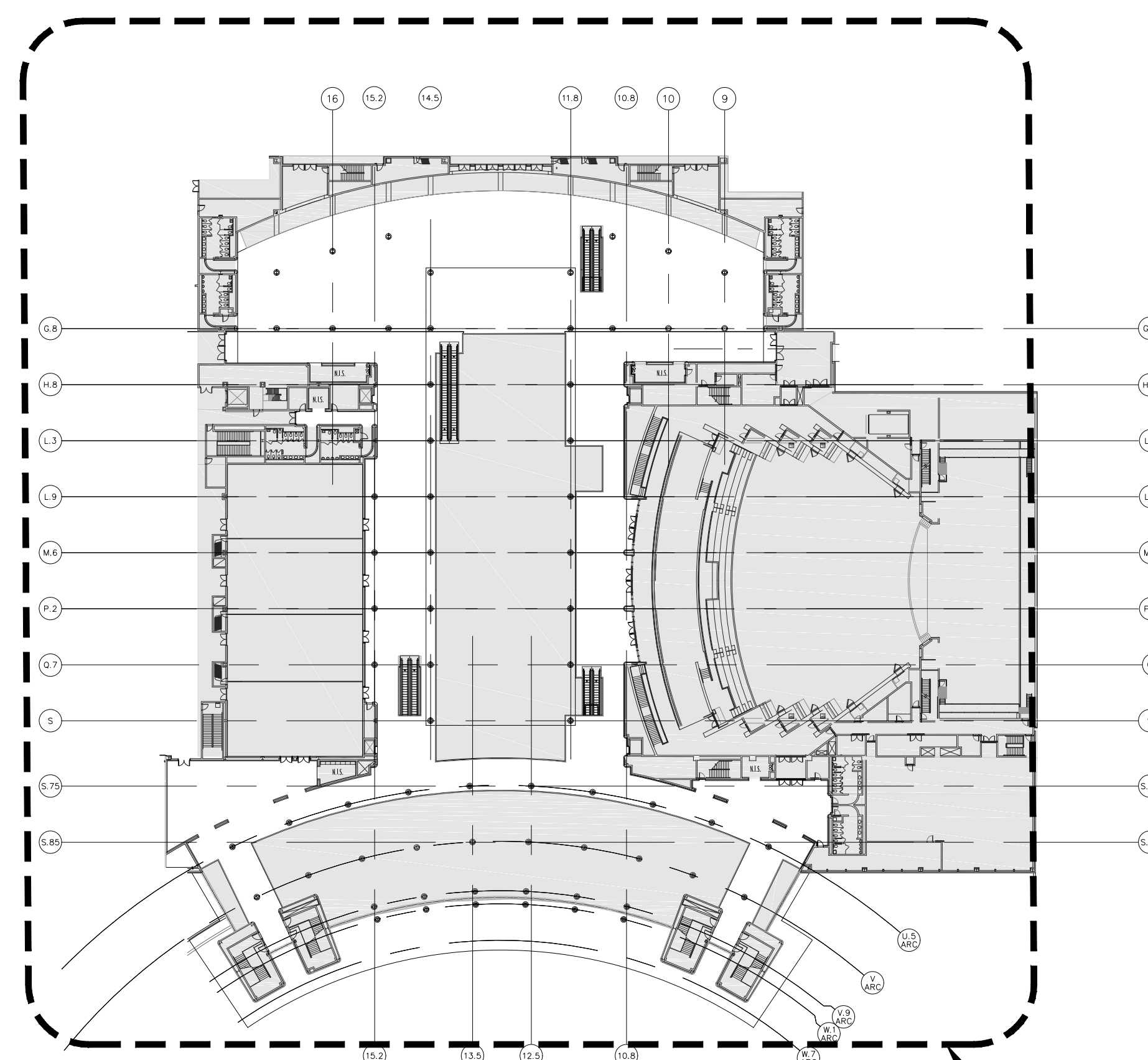
PLAN NORTH

1
1/64" = 1'-0"

LEVEL 300 - PHASING PLAN

ORANGE COUNTY CONVENTION CENTER

**WEST BUILDING WALL PANELS
 LEVEL 400 - OVERALL PLAN**




PHASE 4
 PROPOSED WORK SCOPE
 SEPTEMBER 5 - SEPTEMBER 17, 2017

OVERALL PROPOSED SCHEDULE

- PHASE 1 - AUGUST 11 - SEPTEMBER 6, 2017
- PHASE 2 - AUGUST 15 - SEPTEMBER 6, 2017
- PHASE 3 - AUGUST 14 - AUGUST 22, 2017
- PHASE 4 - SEPTEMBER 5 - SEPTEMBER 17, 2017
- PHASE 5 - OCTOBER 26 - OCTOBER 31, 2017
- PHASE 6 - NOVEMBER 12 - NOVEMBER 28, 2017
- PHASE 7 - OCTOBER 31, 2017 - NOVEMBER 6, 2017
- PHASE 8 - NOVEMBER 12 - NOVEMBER 28, 2017
- PHASE 8a - NOVEMBER 12 - NOVEMBER 28, 2017
- PHASE 9 - DECEMBER 8 - DECEMBER 31, 2017
- PHASE 9a - DECEMBER 8 - DECEMBER 31, 2017
- PHASE 10 - DECEMBER 9 - DECEMBER 31, 2017
- PHASE 11 - DECEMBER 15 - DECEMBER 31, 2017

SEAL



REVISIONS

- 1
- 2
- 3
- 4

PROJECT INFORMATION

PROJECT NUMBER:
75316
 DATE:
05/12/2017
 SCALE:
 1/64" = 1'-0"
 ISSUED FOR:
 100% CONSTRUCTION DOCUMENTS

DRAWN BY:
 KG
 CHECKED BY:
 JNK

DRAWING NUMBER

LEVEL 400
 PHASING PLAN
11.004

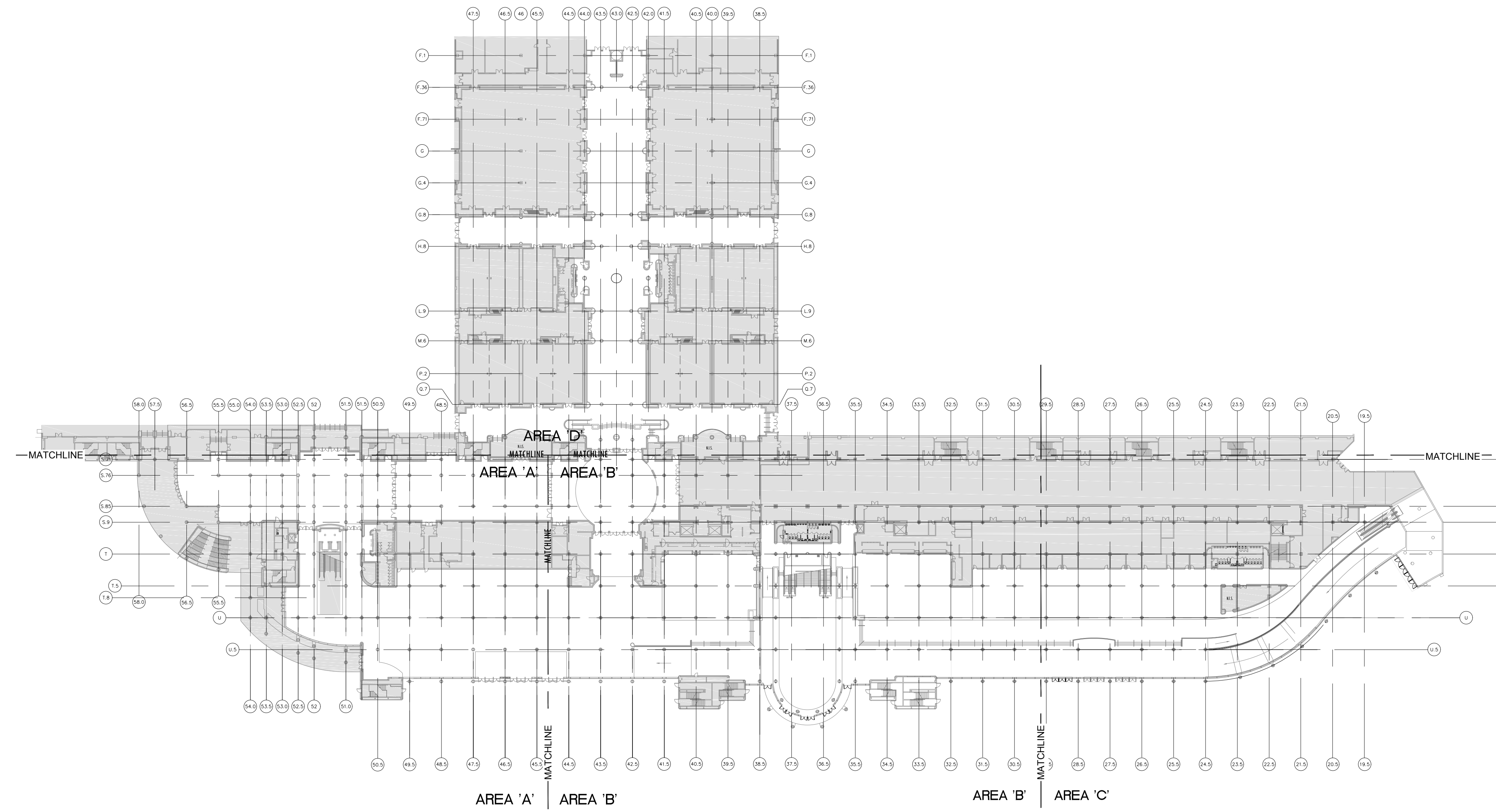
This document is not an architectural or engineering study, drawing, specification, or design and is not to be used for construction of any load-bearing columns, load-bearing framing or walls of structures, or issuance of any building permit, except as otherwise provided by law.




PLAN NORTH

ORANGE COUNTY CONVENTION CENTER

**WEST BUILDING WALL PANELS
 LEVEL 100 - OVERALL PLAN**



SEAL



REVISIONS

- 1
- 2
- 3
- 4

PROJECT INFORMATION

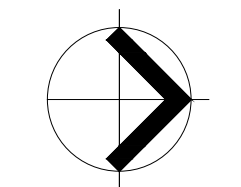
PROJECT NUMBER:
 75316
DATE:
 05/12/2017
SCALE:
 1/64" = 1'-0"
ISSUED FOR:
 100% CONSTRUCTION
 DOCUMENTS

DRAWN BY:
 KG
CHECKED BY:
 JNK

DRAWING NUMBER

LEVEL 100
 REFERENCE PLAN
12.001

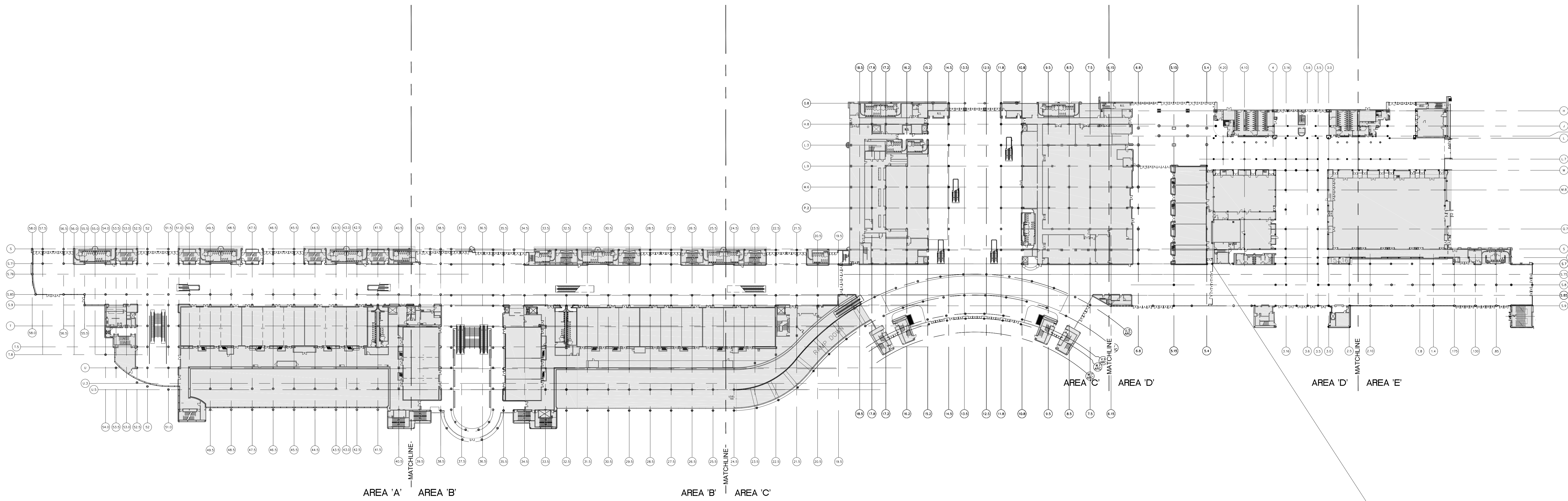
This document is not an architectural or engineering study, drawing, specification, or design and is not to be used for construction of any load-bearing columns, load-bearing framing or walls of structures, or issuance of any building permit, except as otherwise provided by law.



PLAN NORTH


1 LEVEL 100 - REFERENCE PLAN

1/64" = 1'-0"



ORANGE COUNTY CONVENTION CENTER
WEST BUILDING WALL PANELS
LEVEL 200 - OVERALL PLAN

SEAL



REVISIONS

- 1
- 2
- 3
- 4

PROJECT INFORMATION

PROJECT NUMBER:
75316
 DATE:
05/12/2017
 SCALE:
 1/64" = 1'-0"
 ISSUED FOR:
 100% CONSTRUCTION DOCUMENTS

DRAWN BY:
 KG
 CHECKED BY:
 JNK

DRAWING NUMBER

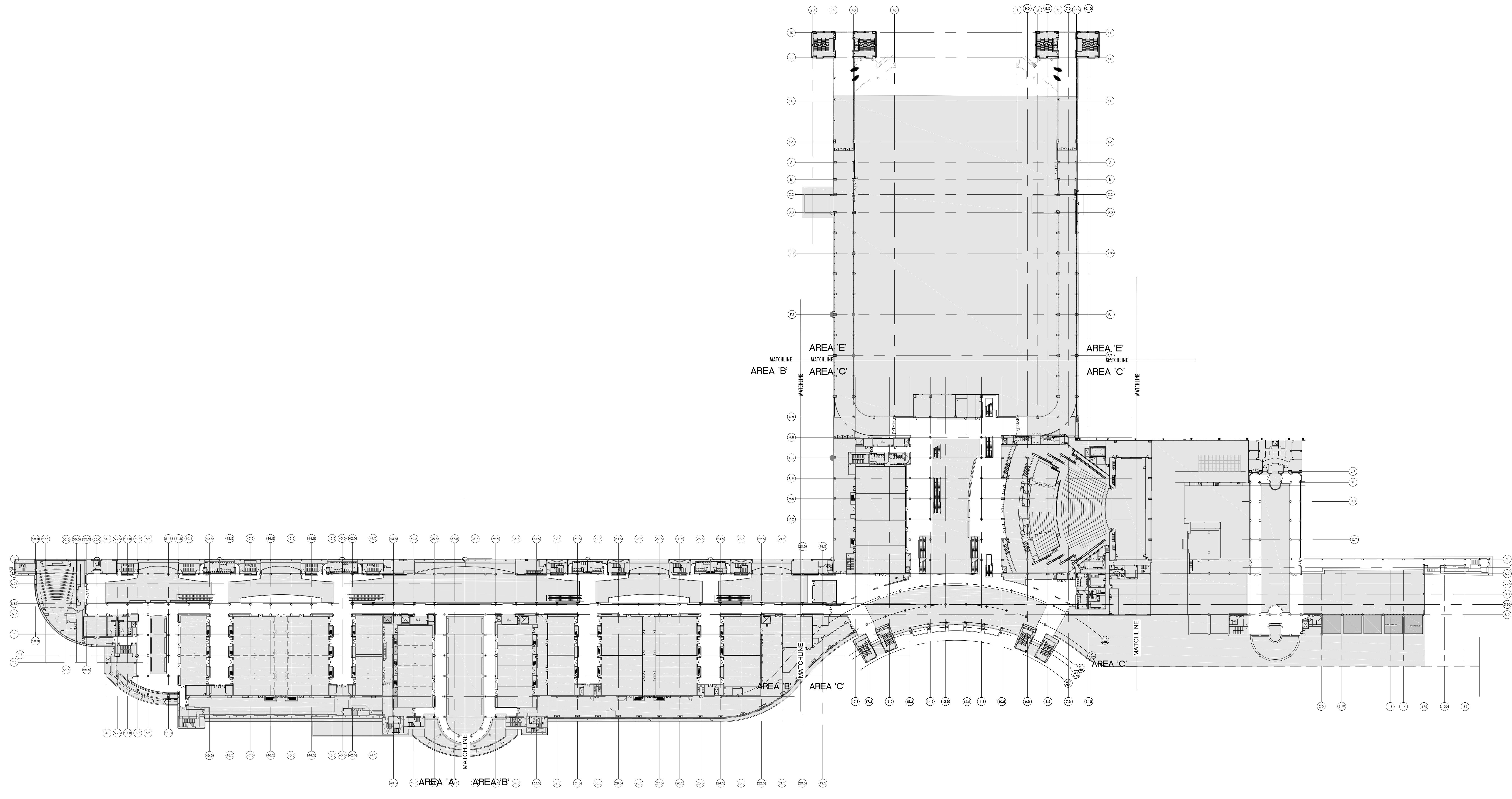
LEVEL 200
 REFERENCE PLAN
12.002

This document is not an architectural or engineering study, drawing, specification, or design and is not to be used for construction of any load-bearing columns, load-bearing framing or walls of structures, or issuance of any building permit, except as otherwise provided by law.




ORANGE COUNTY CONVENTION CENTER

**WEST BUILDING WALL PANELS
 LEVEL 300 - OVERALL PLAN**



SEAL



REVISIONS

- 1
- 2
- 3
- 4

PROJECT INFORMATION

PROJECT NUMBER:
75316
 DATE:
05/12/2017
 SCALE:
 1/64" = 1'-0"
 ISSUED FOR:
 100% CONSTRUCTION
 DOCUMENTS

DRAWN BY:
 KG
 CHECKED BY:
 JNK

DRAWING NUMBER

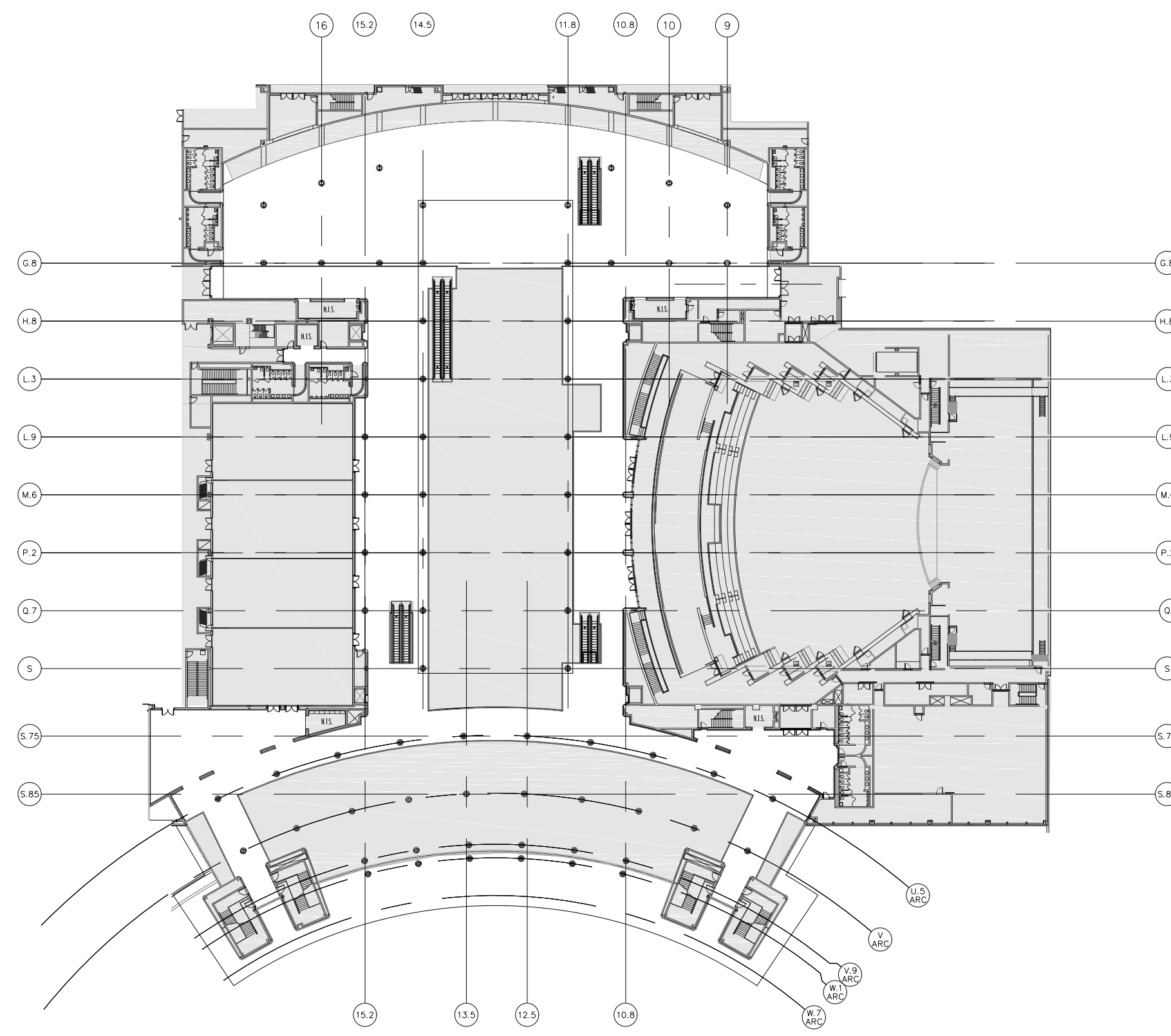
LEVEL 300
 REFERENCE PLAN
12.003

This document is not an architectural or engineering study, drawing, specification, or design and is not to be used for construction of any load-bearing columns, load-bearing framing or walls of structures, or issuance of any building permit, except as otherwise provided by law.




ORANGE COUNTY CONVENTION CENTER

**WEST BUILDING WALL PANELS
 LEVEL 400 - OVERALL PLAN**



SEAL



REVISIONS

- 1
- 2
- 3
- 4

PROJECT INFORMATION

PROJECT NUMBER:
 75316
DATE:
 05/12/2017
SCALE:
 1/64" = 1'-0"
ISSUED FOR:
 100% CONSTRUCTION
 DOCUMENTS

DRAWN BY:
 KG
CHECKED BY:
 JNK

DRAWING NUMBER

**LEVEL 400
 REFERENCE PLAN
 12.004**

This document is not an architectural or engineering study, drawing, specification, or design and is not to be used for construction of any load-bearing columns, load-bearing framing or walls of structures, or issuance of any building permit, except as otherwise provided by law.



ORANGE COUNTY CONVENTION CENTER

**WEST BUILDING WALL PANELS
LEVEL 100 - AREA A**

KEY NOTES:

- 097723 FABRIC WRAPPED PANELS
- 099123 INTERIOR PAINTING
- 097200 WALLCOVERING
- 096513.13 RESILIENT BASE

LEGEND:

SEE SHEET 18.001 FOR SPECIFICATIONS

- 096513.13 B-1
- 097723 AWP-1
- 099123 P-1
- 097723 AWP-1 (CURVED)
- 099123 P-2
- 097200 WC-1

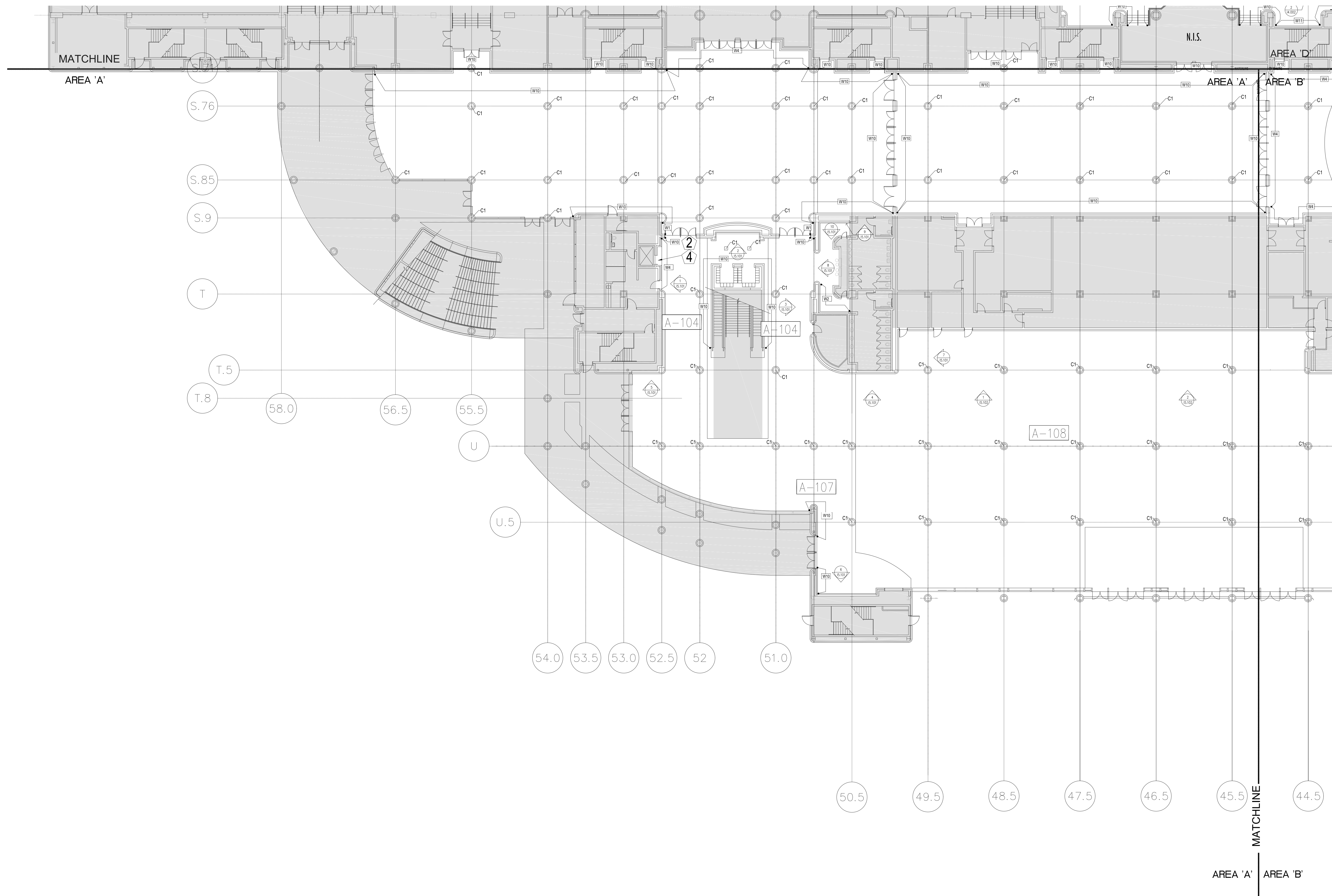
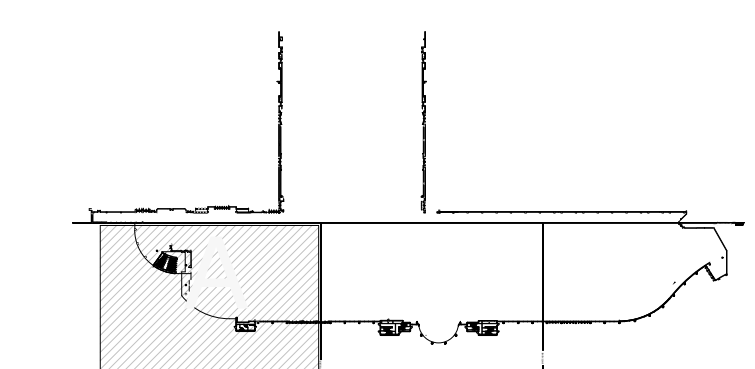
NOTES:

- 1 ALL PANEL DIMENSIONS TO BE FIELD VERIFIED
- 2 PRECAST AROUND ELEVATOR TO RECEIVE NEW PAINT ABOVE AND BELOW REVEAL
- 3 ALL EXISTING SIGNS, DIRECTORIES, AND WALL MOUNTED GRAPHICS AND DISPLAYS SHALL BE REMOVED FOR PANEL REMOVAL, REPLACEMENT AND PAINTING, THEN RE-INSTALLED PER OWNER DIRECTION
- 4 CONTRACTOR SHALL COORDINATE WITH ORANGE COUNTY CONVENTION CENTER STAFF AND ELEVATOR CONTRACTOR FOR WORK AT ELEVATOR CAB SURROUNDS
- 5 CONTRACTOR SHALL REMOVE AND RE-INSTALL ALL WALL MOUNTED DEVICES AND COORDINATE WITH ORANGE COUNTY CONVENTION CENTER FACILITY STAFF
- 6 ALL RESTROOMS THAT HAVE PREVIOUSLY BEEN RENOVATED SHALL RECEIVE PAINT ON EXISTING EXPOSED PRE-CAST BASE
- 7 AREAS INDICATED AS "N.I.S." ARE NOT INCLUDED IN THIS SCOPE OF WORK
- 8 EXISTING MILLWORK TO REMAIN
- 9 CONTRACTOR SHALL REMOVE ALL RECEPTACLE COVER PLATES TO BE REMOVED PRIOR TO PAINTING AND RE-INSTALL UPON COMPLETION
- 10 DEVICES IN WALLS THAT CANNOT BE REMOVED SHALL BE MASKED OFF FOR PAINTING, INCLUDING RAILINGS
- 11 CONTRACTOR SHALL PROVIDE APPROVED "FIRE WATCH" STAFF AT ANY TIME THAT WHEN THE FIRE ALARM SYSTEM IS OFF FOR WORK IN PROGRESS
- 12 PRE-CAST BASE NOT TAGGED HAS EXISTING PAINT AND IS NOT PART OF THIS SCOPE
- 13 SEE SHEET 14.001 FOR WALL AND COLUMN CALL OUTS
- 14 PRE-CAST PLANTERS AND PARTIAL HEIGHT WALLS AT RAMP LOCATIONS TO RECEIVE PAINT ON HORIZONTAL AND VERTICAL SURFACES AS INDICATED
- 15 REMOVE EXISTING ACOUSTICAL FABRIC; SAND, PREP AND PAINT ACCESS PANEL FRONT
- 16 ACOUSTICAL WALL PANEL AT THIS LOCATION EXTENDS BEYOND MILLWORK. CONTRACTOR SHALL REMOVE PANEL AND INSTALL NEW PANEL.


SYMBOL LEGEND:

- A-107 AREA NUMBER
- ELEVATION MARKER
- DETAIL REFERENCE
- INTERIOR SIGNAGE
- CR CARD READER
- FIRE HORN/STROBE
- FIRE EXTINGUISHER CABINET
- FHC FIRE HOSE CABINET
- AUTOMATIC EXTERNAL DEFIBRILLATOR
- EMERGENCY PHONE
- HOUSE PHONE
- FOOD CART RECEPTACLE
- RECEPTACLE/SWITCH COVER PLATE
- SINGLE RECEPTACLE
- DUPLEX RECEPTACLE

KEY PLAN:



SEAL



REVISIONS

- 1
- 2
- 3
- 4

PROJECT INFORMATION

PROJECT NUMBER:
75316
DATE:
05/12/2017
SCALE:
1/16" = 1'-0"
ISSUED FOR:
100% CONSTRUCTION DOCUMENTS

DRAWN BY:
KG
CHECKED BY:
JNK

DRAWING NUMBER

LEVEL 100
AREA A
12.101

This document is not an architectural or engineering study, drawing, specification, or design and is not to be used for construction of any load-bearing columns, load-bearing framing or walls of structures, or issuance of any building permit, except as otherwise provided by law.



PLAN NORTH

1A LEVEL 100 AREA A

1/16" = 1'-0"

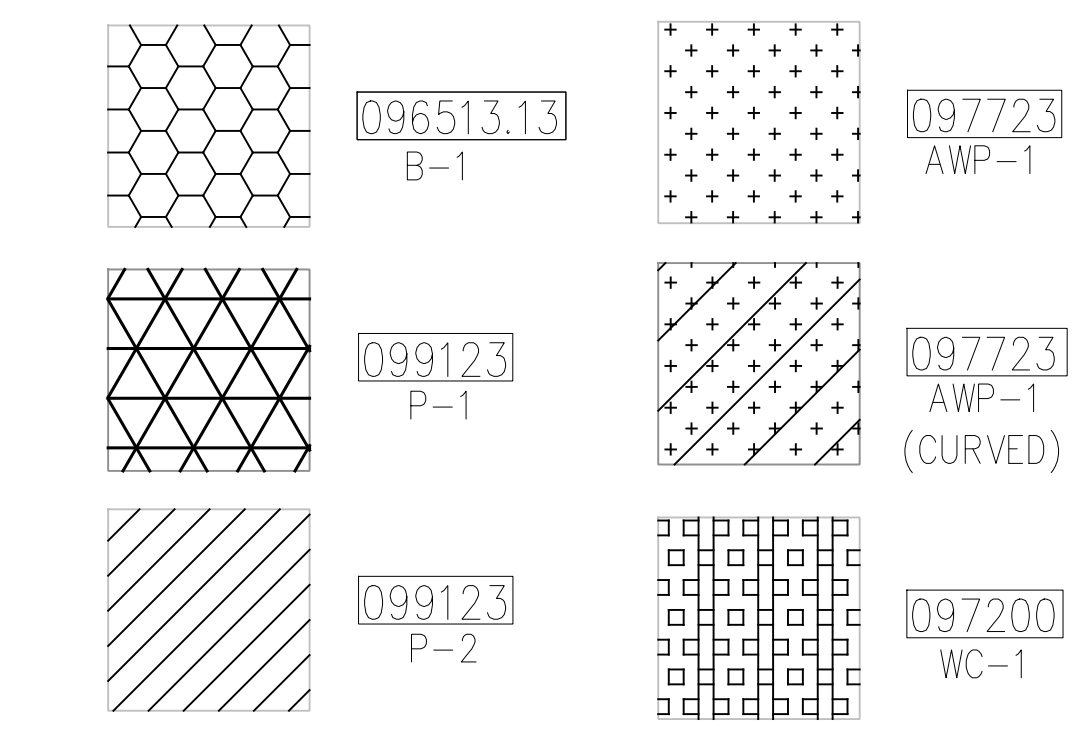
ORANGE COUNTY CONVENTION CENTER
WEST BUILDING WALL PANELS
LEVEL 100 - AREA B

KEY NOTES:

- 097723 FABRIC WRAPPED PANELS
- 099123 INTERIOR PAINTING
- 097200 WALLCOVERING
- 096513.13 RESILIENT BASE

LEGEND:

SEE SHEET 18.001 FOR SPECIFICATIONS



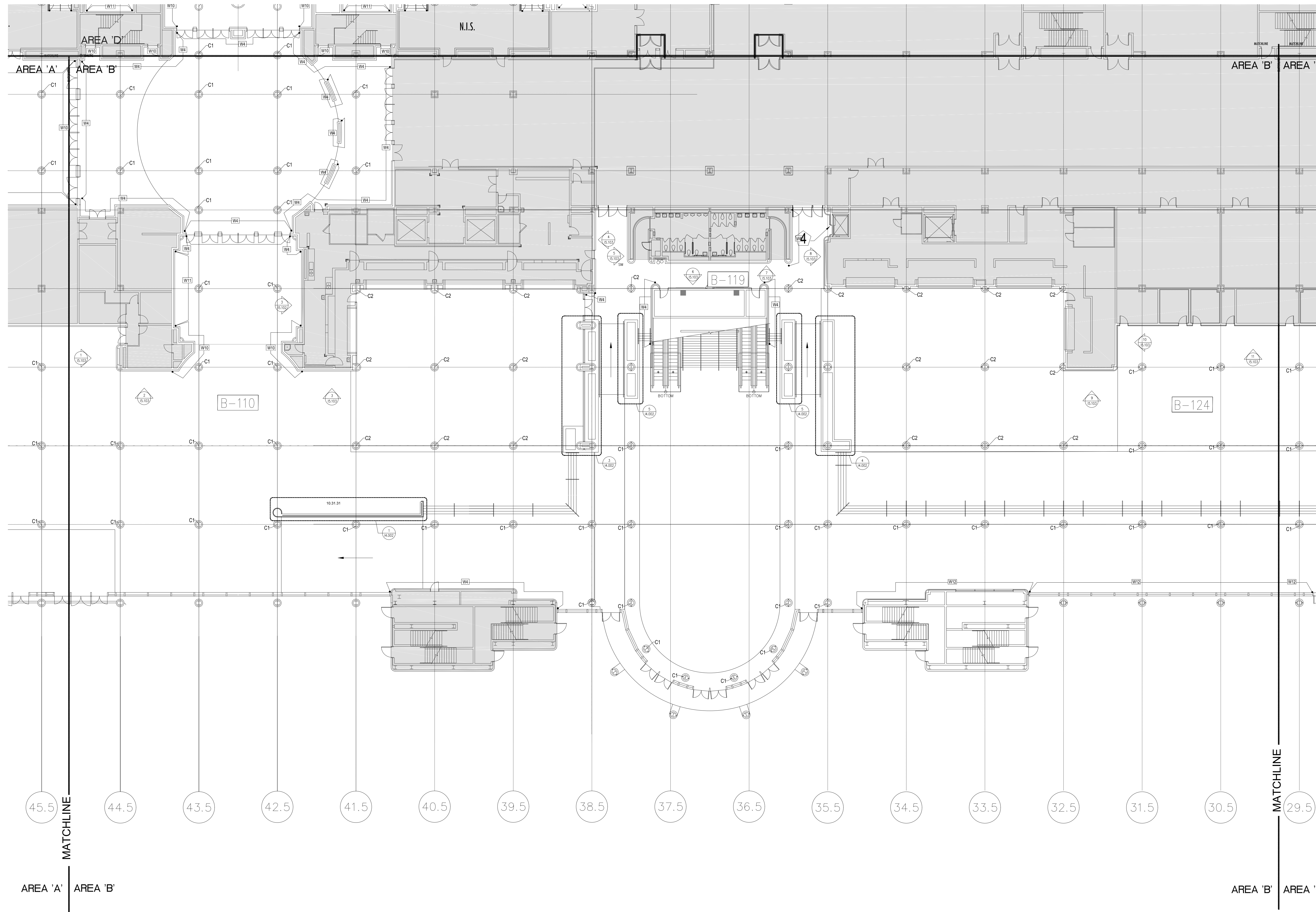
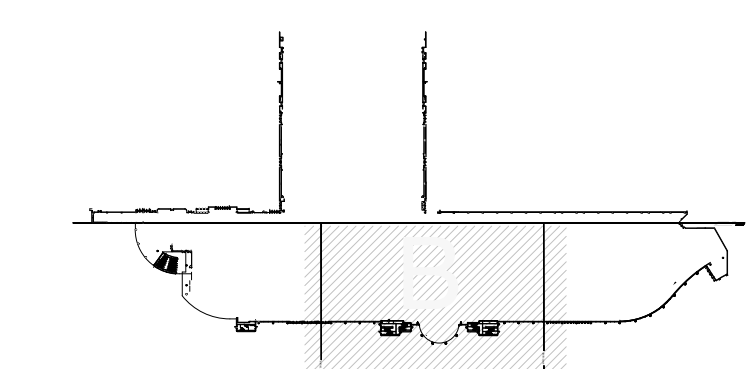
NOTES:

- 1 ALL PANEL DIMENSIONS TO BE FIELD VERIFIED
- 2 PRECAST AROUND ELEVATOR TO RECEIVE NEW PAINT ABOVE AND BELOW REVEAL
- 3 ALL EXISTING SIGNS, DIRECTORIES, AND WALL MOUNTED GRAPHICS AND DISPLAYS SHALL BE REMOVED FOR PANEL REMOVAL, REPLACEMENT AND PAINTING, THEN RE-INSTALLED PER OWNER DIRECTION
- 4 CONTRACTOR SHALL COORDINATE WITH ORANGE COUNTY CONVENTION CENTER STAFF AND ELEVATOR CONTRACTOR FOR WORK AT ELEVATOR CAB SURROUNDS
- 5 CONTRACTOR SHALL REMOVE AND RE-INSTALL ALL WALL MOUNTED DEVICES AND COORDINATE WITH ORANGE COUNTY CONVENTION CENTER FACILITY STAFF
- 6 ALL RESTROOMS THAT HAVE PREVIOUSLY BEEN RENOVATED SHALL RECEIVE PAINT ON EXISTING EXPOSED PRE-CAST BASE
- 7 AREAS INDICATED AS "N.I.S." ARE NOT INCLUDED IN THIS SCOPE OF WORK
- 8 EXISTING MILLWORK TO REMAIN
- 9 CONTRACTOR SHALL REMOVE ALL RECEPTACLE COVER PLATES TO BE REMOVED PRIOR TO PAINTING AND RE-INSTALL UPON COMPLETION
- 10 DEVICES IN WALLS THAT CANNOT BE REMOVED SHALL BE MASKED OFF FOR PAINTING, INCLUDING RAILINGS
- 11 CONTRACTOR SHALL PROVIDE APPROVED "FIRE WATCH" STAFF AT ANY TIME THAT WHEN THE FIRE ALARM SYSTEM IS OFF FOR WORK IN PROGRESS
- 12 PRE-CAST BASE NOT TAGGED HAS EXISTING PAINT AND IS NOT PART OF THIS SCOPE
- 13 SEE SHEET 14.001 FOR WALL AND COLUMN CALL OUTS
- 14 PRE-CAST PLANTERS AND PARTIAL HEIGHT WALLS AT RAMP LOCATIONS TO RECEIVE PAINT ON HORIZONTAL AND VERTICAL SURFACES AS INDICATED
- 15 REMOVE EXISTING ACOUSTICAL FABRIC; SAND, PREP AND PAINT ACCESS PANEL FRONT
- 16 ACOUSTICAL WALL PANEL AT THIS LOCATION EXTENDS BEYOND MILLWORK. CONTRACTOR SHALL REMOVE PANEL AND INSTALL NEW PANEL.


SYMBOL LEGEND:

- A-107 AREA NUMBER
- ELEVATION MARKER
- DETAIL REFERENCE
- SIGNAGE INTERIOR SIGNAGE
- CR CARD READER
- FIRE HORN/STROBE
- FIRE EXTINGUISHER CABINET
- FHC FIRE HOSE CABINET
- AED AUTOMATIC EXTERNAL DEFIBRILLATOR
- EMERGENCY PHONE
- HOUSE PHONE
- FOOD CART RECEPTACLE
- RECEPTACLE/SWITCH COVER PLATE
- SINGLE RECEPTACLE
- DUPLEX RECEPTACLE

KEY PLAN:



SEAL



REVISIONS

- 1
- 2
- 3
- 4

PROJECT INFORMATION

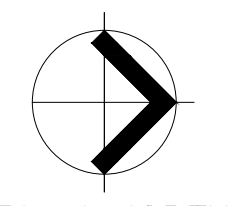
PROJECT NUMBER:
75316
DATE:
05/12/2017
SCALE:
1/16" = 1'-0"
ISSUED FOR:
100% CONSTRUCTION DOCUMENTS

DRAWN BY:
KG
CHECKED BY:
JNK

DRAWING NUMBER

LEVEL 100
AREA B
12.102

This document is not an architectural or engineering study, drawing, specification, or design and is not to be used for construction of any load-bearing columns, load-bearing framing or walls of structures, or issuance of any building permit, except as otherwise provided by law.



PLAN NORTH

1B LEVEL 100 AREA B

1/16" = 1'-0"

ORANGE COUNTY CONVENTION CENTER

**WEST BUILDING WALL PANELS
LEVEL 100 - AREA C**

- KEY NOTES:**
- 097723 FABRIC WRAPPED PANELS
 - 099123 INTERIOR PAINTING
 - 097200 WALLCOVERING
 - 096513.13 RESILIENT BASE

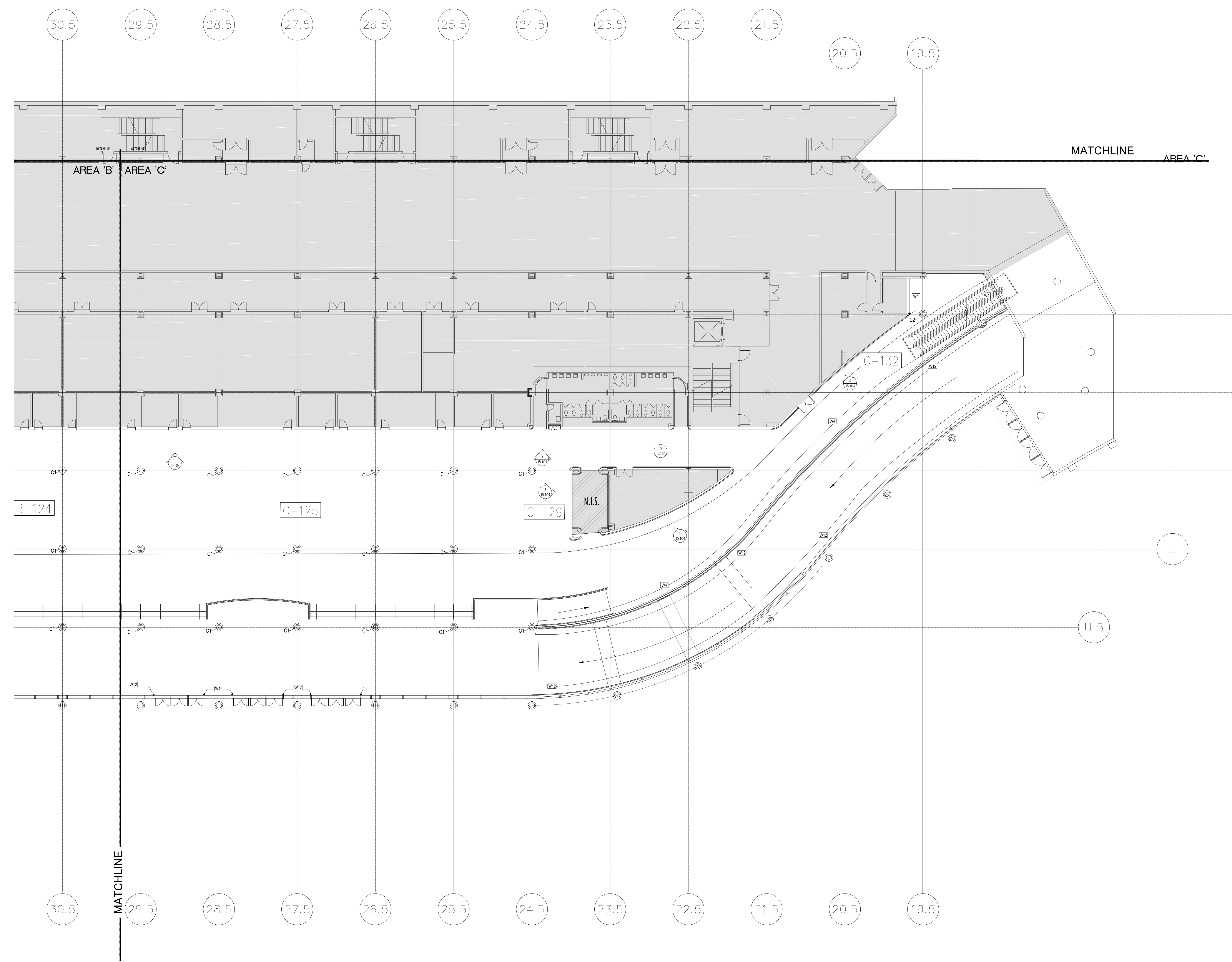
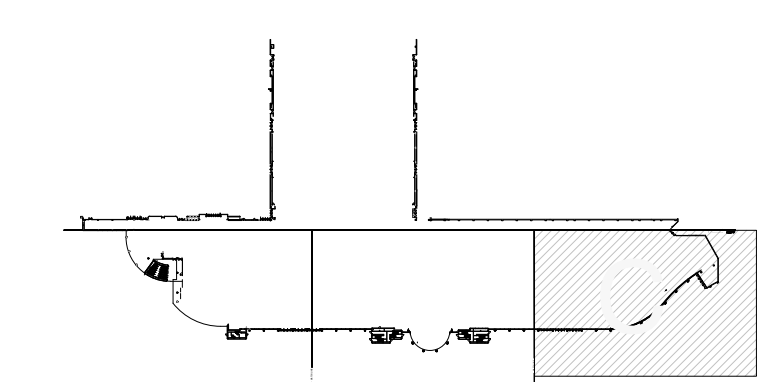
- LEGEND:**
SEE SHEET 18.001 FOR SPECIFICATIONS
- | | | | |
|--|------------------|--|-----------------------------|
| | 096513.13
B-1 | | 097723
AWP-1 |
| | 099123
P-1 | | 097723
AWP-1
(CURVED) |
| | 099123
P-2 | | 097200
WC-1 |

- NOTES:**
- 1 ALL PANEL DIMENSIONS TO BE FIELD VERIFIED
 - 2 PRECAST AROUND ELEVATOR TO RECEIVE NEW PAINT ABOVE AND BELOW REVEAL
 - 3 ALL EXISTING SIGNS, DIRECTORIES, AND WALL MOUNTED GRAPHICS AND DISPLAYS SHALL BE REMOVED FOR PANEL REMOVAL, REPLACEMENT AND PAINTING, THEN RE-INSTALLED PER OWNER DIRECTION
 - 4 CONTRACTOR SHALL COORDINATE WITH ORANGE COUNTY CONVENTION CENTER STAFF AND ELEVATOR CONTRACTOR FOR WORK AT ELEVATOR CAB SURROUNDS
 - 5 CONTRACTOR SHALL REMOVE AND RE-INSTALL ALL WALL MOUNTED DEVICES AND COORDINATE WITH ORANGE COUNTY CONVENTION CENTER FACILITY STAFF
 - 6 ALL RESTROOMS THAT HAVE PREVIOUSLY BEEN RENOVATED SHALL RECEIVE PAINT ON EXISTING PRE-CAST BASE
 - 7 AREAS INDICATED AS "N.I.S." ARE NOT INCLUDED IN THIS SCOPE OF WORK
 - 8 EXISTING MILLWORK TO REMAIN
 - 9 CONTRACTOR SHALL REMOVE ALL RECEPTACLE COVER PLATES TO BE REMOVED PRIOR TO PAINTING AND RE-INSTALL UPON COMPLETION
 - 10 DEVICES IN WALLS THAT CANNOT BE REMOVED SHALL BE MASKED OFF FOR PAINTING, INCLUDING RAILINGS
 - 11 CONTRACTOR SHALL PROVIDE APPROVED "FIRE WATCH" STAFF AT ANY TIME THAT WHEN THE FIRE ALARM SYSTEM IS OFF FOR WORK IN PROGRESS
 - 12 PRE-CAST BASE NOT TAGGED HAS EXISTING PAINT AND IS NOT PART OF THIS SCOPE
 - 13 SEE SHEET 14.001 FOR WALL AND COLUMN CALL OUTS
 - 14 PRE-CAST PLANTERS AND PARTIAL HEIGHT WALLS AT RAMP LOCATIONS TO RECEIVE PAINT ON HORIZONTAL AND VERTICAL SURFACES AS INDICATED
 - 15 REMOVE EXISTING ACOUSTICAL FABRIC; SAND, PREP AND PAINT ACCESS PANEL FRONT
 - 16 ACOUSTICAL WALL PANEL AT THIS LOCATION EXTENDS BEYOND MILLWORK. CONTRACTOR SHALL REMOVE PANEL AND INSTALL NEW PANEL.


SYMBOL LEGEND:

- | | | |
|--|---------|----------------------------------|
| | A-107 | AREA NUMBER |
| | | ELEVATION MARKER |
| | | DETAIL REFERENCE |
| | SIGNAGE | INTERIOR SIGNAGE |
| | CR | CARD READER |
| | | FIRE HORN/STROBE |
| | | FIRE EXTINGUISHER CABINET |
| | FHC | FIRE HOSE CABINET |
| | AED | AUTOMATIC EXTERNAL DEFIBRILLATOR |
| | | EMERGENCY PHONE |
| | | HOUSE PHONE |
| | | FOOD CART RECEPTACLE |
| | | RECEPTACLE/SWITCH COVER PLATE |
| | | SINGLE RECEPTACLE |
| | | DUPLEX RECEPTACLE |

KEY PLAN:



SEAL



REVISIONS

- | | |
|---|--|
| 1 | |
| 2 | |
| 3 | |
| 4 | |

PROJECT INFORMATION

PROJECT NUMBER:
75316
DATE:
05/12/2017
SCALE:
1/16" = 1'-0"
ISSUED FOR:
100% CONSTRUCTION DOCUMENTS

DRAWN BY:
KG
CHECKED BY:
JNK

DRAWING NUMBER

LEVEL 100
AREA C

12.103

This document is not an architectural or engineering study, drawing, specification, or design and is not to be used for construction of any load-bearing columns, load-bearing framing or walls of structures, or issuance of any building permit, except as otherwise provided by law.



ORANGE COUNTY CONVENTION CENTER

**WEST BUILDING WALL PANELS
LEVEL 100 - AREA D**

KEY NOTES:

097723	FABRIC WRAPPED PANELS
099123	INTERIOR PAINTING
097200	WALLCOVERING
096513.13	RESILIENT BASE

LEGEND:
SEE SHEET 18.001 FOR SPECIFICATIONS

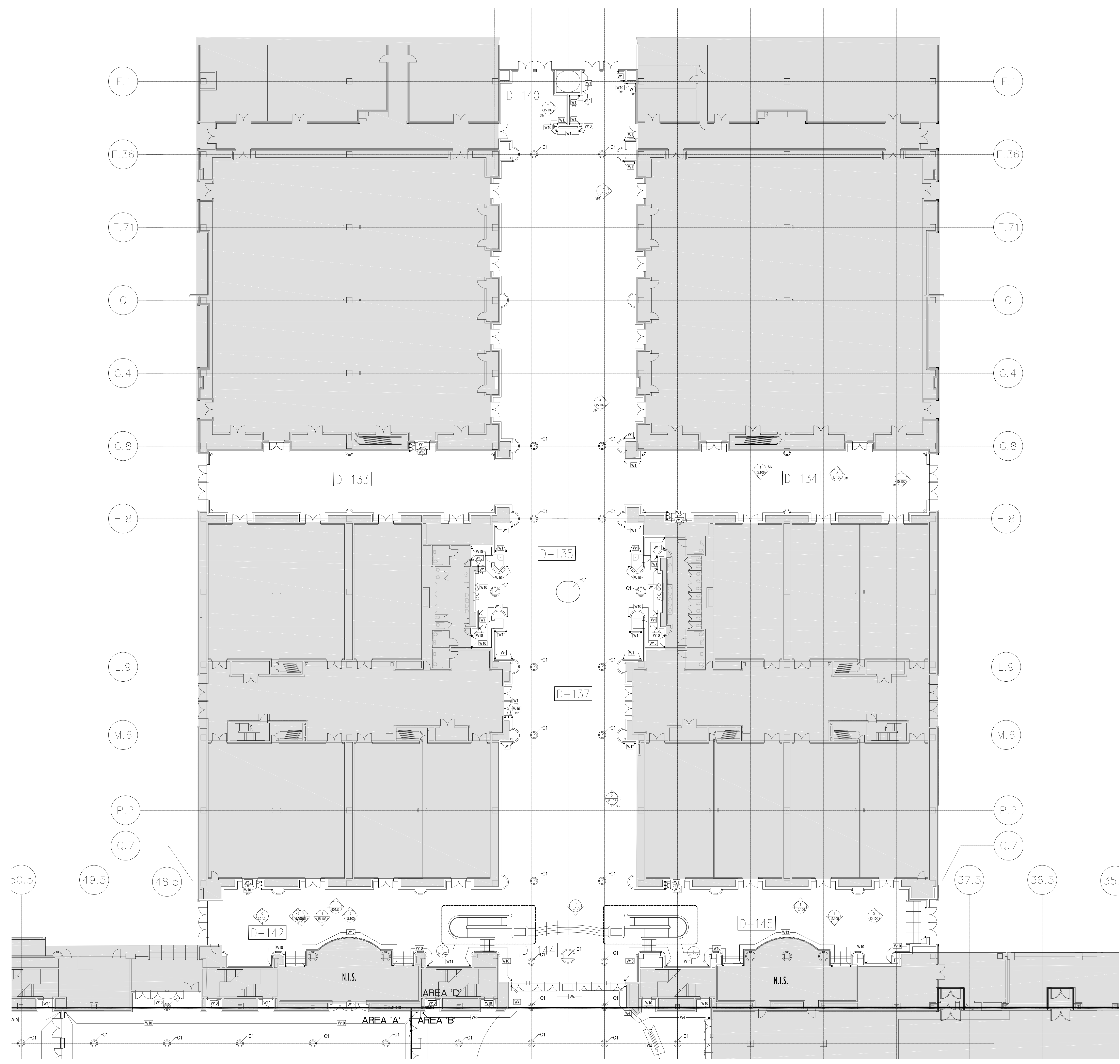
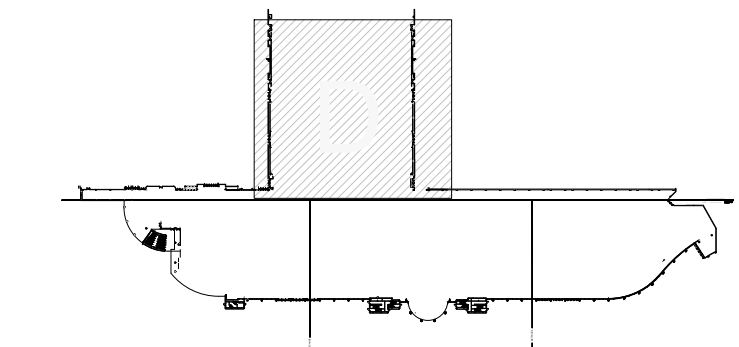
	096513.13 B-1		097723 AWP-1
	099123 P-1		097723 AWP-1 (CURVED)
	099123 P-2		097200 WC-1

- NOTES:**
- 1 ALL PANEL DIMENSIONS TO BE FIELD VERIFIED
 - 2 PRECAST AROUND ELEVATOR TO RECEIVE NEW PAINT ABOVE AND BELOW REVEAL
 - 3 ALL EXISTING SIGNS, DIRECTORIES, AND WALL MOUNTED GRAPHICS AND DISPLAYS SHALL BE REMOVED FOR PANEL REMOVAL, REPLACEMENT AND PAINTING, THEN RE-INSTALLED PER OWNER DIRECTION
 - 4 CONTRACTOR SHALL COORDINATE WITH ORANGE COUNTY CONVENTION CENTER STAFF AND ELEVATOR CONTRACTOR FOR WORK AT ELEVATOR CAB SURROUNDS
 - 5 CONTRACTOR SHALL REMOVE AND RE-INSTALL ALL WALL MOUNTED DEVICES AND COORDINATE WITH ORANGE COUNTY CONVENTION CENTER FACILITY STAFF
 - 6 ALL RESTROOMS THAT HAVE PREVIOUSLY BEEN RENOVATED SHALL RECEIVE PAINT ON EXISTING EXPOSED PRE-CAST BASE
 - 7 AREAS INDICATED AS "N.I.S." ARE NOT INCLUDED IN THIS SCOPE OF WORK
 - 8 EXISTING MILLWORK TO REMAIN
 - 9 CONTRACTOR SHALL REMOVE ALL RECEPTACLE COVER PLATES TO BE REMOVED PRIOR TO PAINTING AND RE-INSTALL UPON COMPLETION
 - 10 DEVICES IN WALLS THAT CANNOT BE REMOVED SHALL BE MASKED OFF FOR PAINTING, INCLUDING RAILINGS
 - 11 CONTRACTOR SHALL PROVIDE APPROVED "FIRE WATCH" STAFF AT ANY TIME THAT WHEN THE FIRE ALARM SYSTEM IS OFF FOR WORK IN PROGRESS
 - 12 PRE-CAST BASE NOT TAGGED HAS EXISTING PAINT AND IS NOT PART OF THIS SCOPE
 - 13 SEE SHEET 14.001 FOR WALL AND COLUMN CALL OUTS
 - 14 PRE-CAST PLANTERS AND PARTIAL HEIGHT WALLS AT RAMP LOCATIONS TO RECEIVE PAINT ON HORIZONTAL AND VERTICAL SURFACES AS INDICATED
 - 15 REMOVE EXISTING ACOUSTICAL FABRIC; SAND, PREP AND PAINT ACCESS PANEL FRONT
 - 16 ACOUSTICAL WALL PANEL AT THIS LOCATION EXTENDS BEYOND MILLWORK. CONTRACTOR SHALL REMOVE PANEL AND INSTALL NEW PANEL.


SYMBOL LEGEND:

	A-107	AREA NUMBER
		ELEVATION MARKER
		DETAIL REFERENCE
	SIGNAGE	INTERIOR SIGNAGE
	CR	CARD READER
		FIRE HORN/STROBE
		FIRE EXTINGUISHER CABINET
	FHC	FIRE HOSE CABINET
	AED	AUTOMATIC EXTERNAL DEFIBRILLATOR
	EP	EMERGENCY PHONE
		HOUSE PHONE
		FOOD CART RECEPTACLE
		RECEPTACLE/SWITCH COVER PLATE
		SINGLE RECEPTACLE
		DUPLEX RECEPTACLE

KEY PLAN:



SEAL



REVISIONS

- | | |
|---|--|
| 1 | |
| 2 | |
| 3 | |
| 4 | |

PROJECT INFORMATION

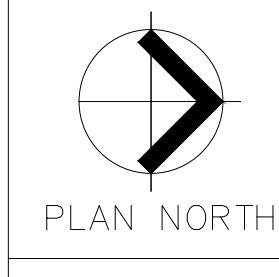
PROJECT NUMBER:
75316
DATE:
05/12/2017
SCALE:
1/16" = 1'-0"
ISSUED FOR:
100% CONSTRUCTION DOCUMENTS

DRAWN BY:
KG
CHECKED BY:
JNK

DRAWING NUMBER

LEVEL 100
AREA D
12.104

This document is not an architectural or engineering study, drawing, specification, or design and is not to be used for construction of any load-bearing columns, load-bearing framing or walls of structures, or issuance of any building permit, except as otherwise provided by law.



KEY NOTES:

- 097723 FABRIC WRAPPED PANELS
- 099123 INTERIOR PAINTING
- 097200 WALLCOVERING
- 096513.13 RESILIENT BASE

LEGEND:

SEE SHEET 18.001 FOR SPECIFICATIONS

- | | | | |
|--|------------------|--|-----------------------------|
| | 096513.13
B-1 | | 097723
AWP-1 |
| | 099123
P-1 | | 097723
AWP-1
(CURVED) |
| | 099123
P-2 | | 097200
WC-1 |

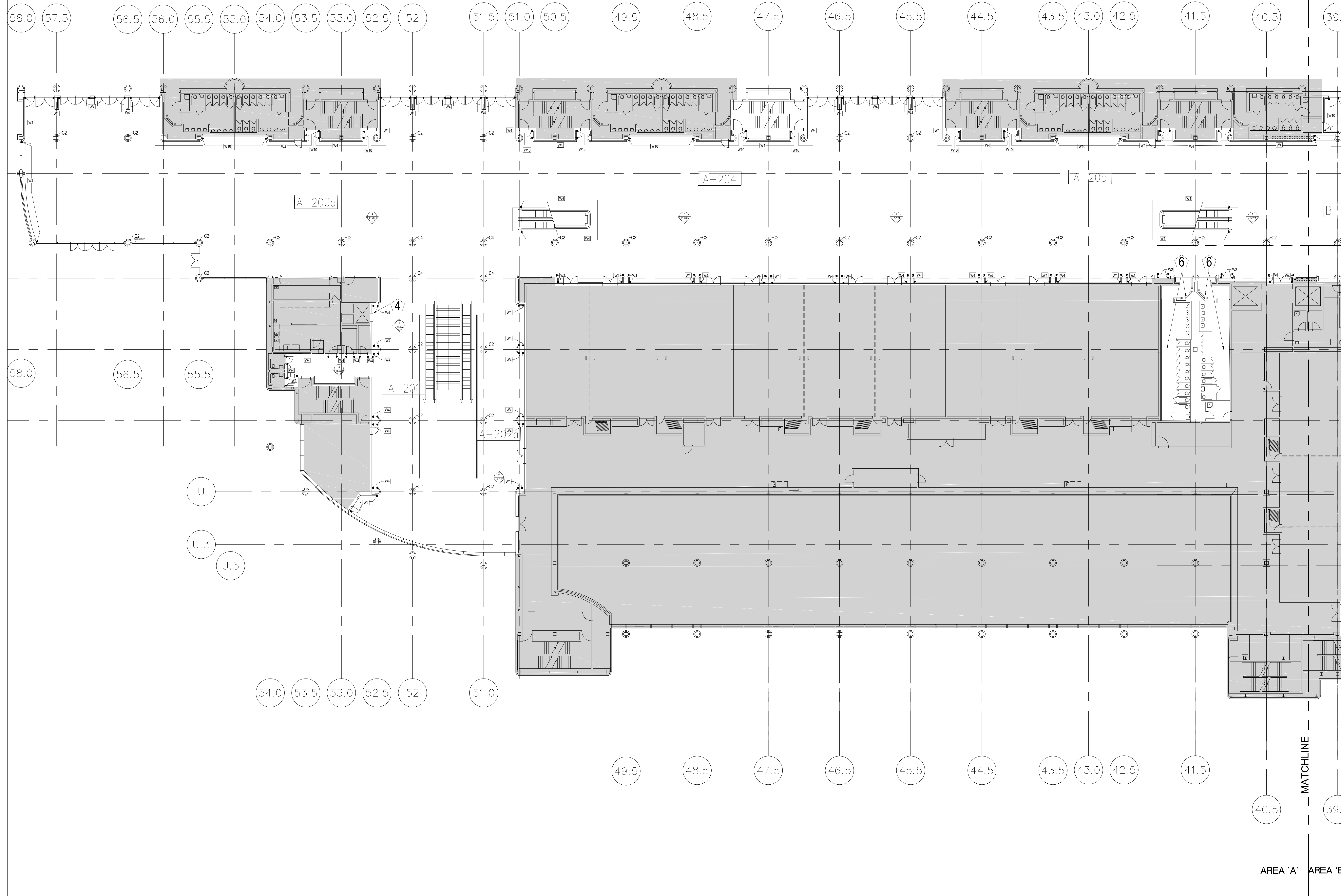
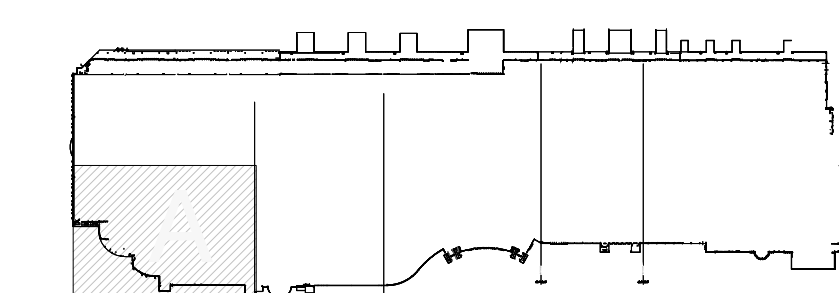
NOTES:

- 1 ALL PANEL DIMENSIONS TO BE FIELD VERIFIED
- 2 PRECAST AROUND ELEVATOR TO RECEIVE NEW PAINT ABOVE AND BELOW REVEAL
- 3 ALL EXISTING SIGNS, DIRECTORIES, AND WALL MOUNTED GRAPHICS AND DISPLAYS SHALL BE REMOVED FOR PANEL REMOVAL, REPLACEMENT AND PAINTING, THEN RE-INSTALLED PER OWNER DIRECTION
- 4 CONTRACTOR SHALL COORDINATE WITH ORANGE COUNTY CONVENTION CENTER STAFF AND ELEVATOR CONTRACTOR FOR WORK AT ELEVATOR CAB SURROUNDS
- 5 CONTRACTOR SHALL REMOVE AND RE-INSTALL ALL WALL MOUNTED DEVICES AND COORDINATE WITH ORANGE COUNTY CONVENTION CENTER FACILITY STAFF
- 6 ALL RESTROOMS THAT HAVE PREVIOUSLY BEEN RENOVATED SHALL RECEIVE PAINT ON EXISTING EXPOSED PRE-CAST BASE
- 7 AREAS INDICATED AS "N.I.S." ARE NOT INCLUDED IN THIS SCOPE OF WORK
- 8 EXISTING MILLWORK TO REMAIN
- 9 CONTRACTOR SHALL REMOVE ALL RECEPTACLE COVER PLATES TO BE REMOVED PRIOR TO PAINTING AND RE-INSTALL UPON COMPLETION
- 10 DEVICES IN WALLS THAT CANNOT BE REMOVED SHALL BE MASKED OFF FOR PAINTING, INCLUDING RAILINGS
- 11 CONTRACTOR SHALL PROVIDE APPROVED "FIRE WATCH" STAFF AT ANY TIME THAT WHEN THE FIRE ALARM SYSTEM IS OFF FOR WORK IN PROGRESS
- 12 PRE-CAST BASE NOT TAGGED HAS EXISTING PAINT AND IS NOT PART OF THIS SCOPE
- 13 SEE SHEET 14.001 FOR WALL AND COLUMN CALL OUTS
- 14 PRE-CAST PLANTERS AND PARTIAL HEIGHT WALLS AT RAMP LOCATIONS TO RECEIVE PAINT ON HORIZONTAL AND VERTICAL SURFACES AS INDICATED
- 15 REMOVE EXISTING ACOUSTICAL FABRIC; SAND, PREP AND PAINT ACCESS PANEL FRONT
- 16 ACOUSTICAL WALL PANEL AT THIS LOCATION EXTENDS BEYOND MILLWORK. CONTRACTOR SHALL REMOVE PANEL AND INSTALL NEW PANEL.

SYMBOL LEGEND:

- | | | |
|--|--------|----------------------------------|
| | A-107 | AREA NUMBER |
| | | ELEVATION MARKER |
| | | DETAIL REFERENCE |
| | BOXAGE | INTERIOR SIGNAGE |
| | CR | CARD READER |
| | | FIRE HORN/STROBE |
| | | FIRE EXTINGUISHER CABINET |
| | FHC | FIRE HOSE CABINET |
| | AED | AUTOMATIC EXTERNAL DEFIBRILLATOR |
| | | EMERGENCY PHONE |
| | | HOUSE PHONE |
| | | FOOD CART RECEPTACLE |
| | | RECEPTACLE/SWITCH COVER PLATE |
| | | SINGLE RECEPTACLE |
| | | DUPLEX RECEPTACLE |


KEY PLAN:



ORANGE COUNTY CONVENTION CENTER

**WEST BUILDING WALL PANELS
LEVEL 200 - AREA A**

SEAL



REVISIONS

- | | |
|---|--|
| 1 | |
| 2 | |
| 3 | |
| 4 | |

PROJECT INFORMATION

PROJECT NUMBER:
75316
DATE:
05/12/2017
SCALE:
1/16" = 1'-0"
ISSUED FOR:
100% CONSTRUCTION DOCUMENTS

DRAWN BY:
KCG
CHECKED BY:
JNK

DRAWING NUMBER

LEVEL 200
 AREA A
12.201

This document is not an architectural or engineering study, drawing, specification, or design and is not to be used for construction of any load-bearing columns, load-bearing framing or walls of structures, or issuance of any building permit, except as otherwise provided by law.

KEY NOTES:

- 097723 FABRIC WRAPPED PANELS
- 099123 INTERIOR PAINTING
- 097200 WALLCOVERING
- 096513.13 RESILIENT BASE

LEGEND:

SEE SHEET 18.001 FOR SPECIFICATIONS

- | | | | |
|--|------------------|--|--------------------------|
| | 096513.13
B-1 | | 097723
AWP-1 |
| | 099123
P-1 | | 097723
AWP-1 (CURVED) |
| | 099123
P-2 | | 097200
WC-1 |

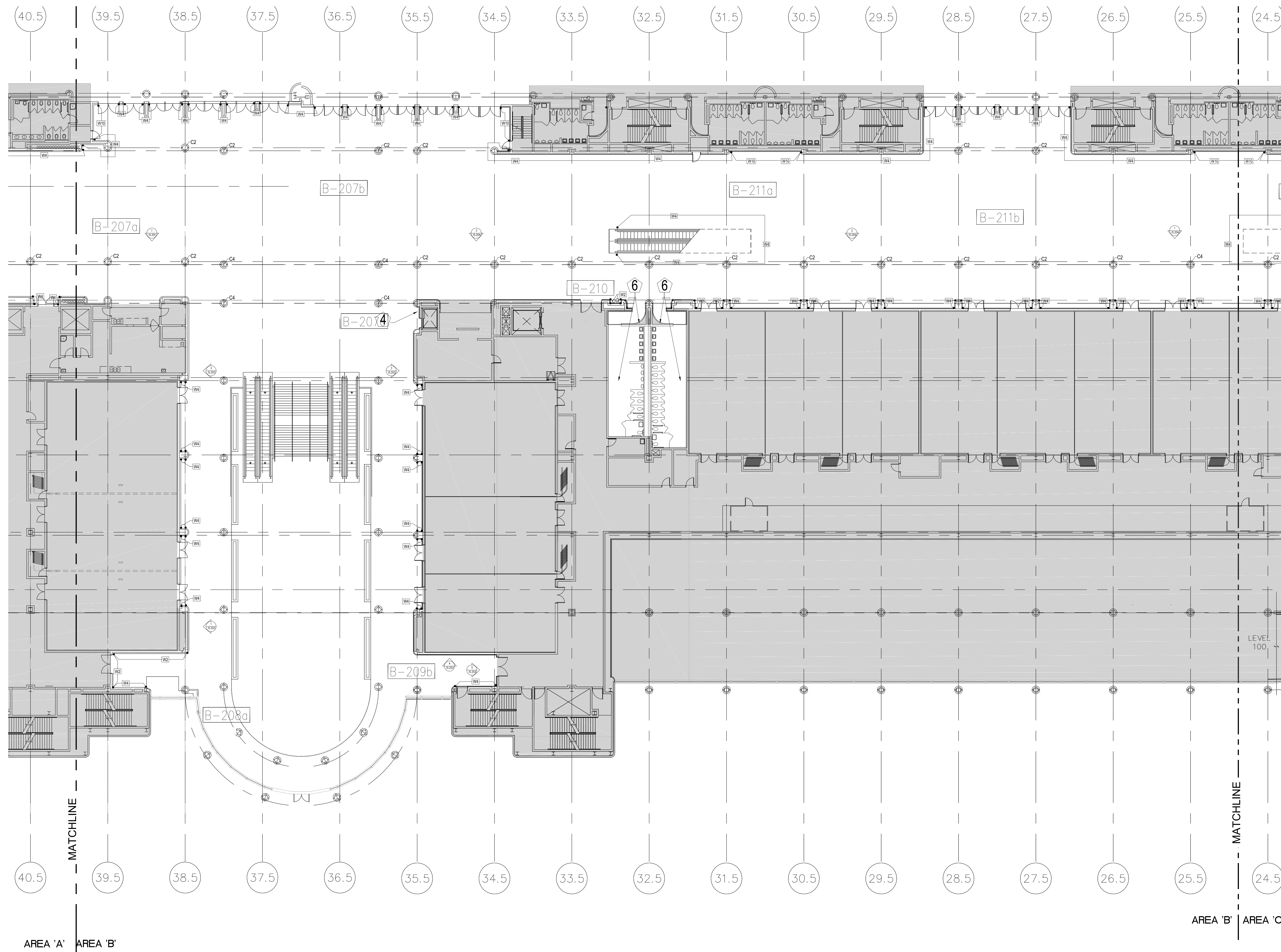
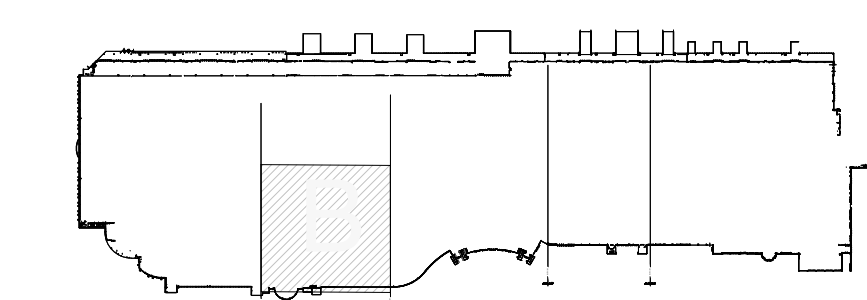
NOTES:

- 1 ALL PANEL DIMENSIONS TO BE FIELD VERIFIED
- 2 PRECAST AROUND ELEVATOR TO RECEIVE NEW PAINT ABOVE AND BELOW REVEAL
- 3 ALL EXISTING SIGNS, DIRECTORIES, AND WALL MOUNTED GRAPHICS AND DISPLAYS SHALL BE REMOVED FOR PANEL REMOVAL, REPLACEMENT AND PAINTING, THEN RE-INSTALLED PER OWNER DIRECTION
- 4 CONTRACTOR SHALL COORDINATE WITH ORANGE COUNTY CONVENTION CENTER STAFF AND ELEVATOR CONTRACTOR FOR WORK AT ELEVATOR CAB SURROUNDS
- 5 CONTRACTOR SHALL REMOVE AND RE-INSTALL ALL WALL MOUNTED DEVICES AND COORDINATE WITH ORANGE COUNTY CONVENTION CENTER FACILITY STAFF
- 6 ALL RESTROOMS THAT HAVE PREVIOUSLY BEEN RENOVATED SHALL RECEIVE PAINT ON EXISTING EXPOSED PRE-CAST BASE
- 7 AREAS INDICATED AS "N.I.S." ARE NOT INCLUDED IN THIS SCOPE OF WORK
- 8 EXISTING MILLWORK TO REMAIN
- 9 CONTRACTOR SHALL REMOVE ALL RECEPTACLE COVER PLATES TO BE REMOVED PRIOR TO PAINTING AND RE-INSTALL UPON COMPLETION
- 10 DEVICES IN WALLS THAT CANNOT BE REMOVED SHALL BE MASKED OFF FOR PAINTING, INCLUDING RAILINGS
- 11 CONTRACTOR SHALL PROVIDE APPROVED "FIRE WATCH" STAFF AT ANY TIME THAT WHEN THE FIRE ALARM SYSTEM IS OFF FOR WORK IN PROGRESS
- 12 PRE-CAST BASE NOT TAGGED HAS EXISTING PAINT AND IS NOT PART OF THIS SCOPE
- 13 SEE SHEET 14.001 FOR WALL AND COLUMN CALL OUTS
- 14 PRE-CAST PLANTERS AND PARTIAL HEIGHT WALLS AT RAMP LOCATIONS TO RECEIVE PAINT ON HORIZONTAL AND VERTICAL SURFACES AS INDICATED
- 15 REMOVE EXISTING ACOUSTICAL FABRIC; SAND, PREP AND PAINT ACCESS PANEL FRONT
- 16 ACOUSTICAL WALL PANEL AT THIS LOCATION EXTENDS BEYOND MILLWORK. CONTRACTOR SHALL REMOVE PANEL AND INSTALL NEW PANEL.

SYMBOL LEGEND:

- | | | |
|--|---------|----------------------------------|
| | A-107 | AREA NUMBER |
| | | ELEVATION MARKER |
| | | DETAIL REFERENCE |
| | SIGNAGE | INTERIOR SIGNAGE |
| | CR | CARD READER |
| | | FIRE HORN/STROBE |
| | | FIRE EXTINGUISHER CABINET |
| | FHC | FIRE HOSE CABINET |
| | AED | AUTOMATIC EXTERNAL DEFIBRILLATOR |
| | E | EMERGENCY PHONE |
| | | HOUSE PHONE |
| | | FOOD CART RECEPTACLE |
| | | RECEPTACLE/SWITCH COVER PLATE |
| | | SINGLE RECEPTACLE |
| | | DUPLEX RECEPTACLE |

KEY PLAN:



ORANGE COUNTY CONVENTION CENTER

**WEST BUILDING WALL PANELS
LEVEL 200 - AREA B**

SEAL

REVISIONS

- | | |
|---|--|
| 1 | |
| 2 | |
| 3 | |
| 4 | |

PROJECT INFORMATION

PROJECT NUMBER:
75316
DATE:
05/12/2017
SCALE:
1/16" = 1'-0"
ISSUED FOR:
100% CONSTRUCTION DOCUMENTS

DRAWN BY:
K.G.
CHECKED BY:
J.N.K.

DRAWING NUMBER

**LEVEL 200
AREA B
12.202**

This document is not an architectural or engineering study, drawing, specification, or design and is not to be used for construction of any load-bearing columns, load-bearing framing or walls of structures, or issuance of any building permit, except as otherwise provided by law.

ORANGE COUNTY CONVENTION CENTER
WEST BUILDING WALL PANELS
LEVEL 200 - AREA C

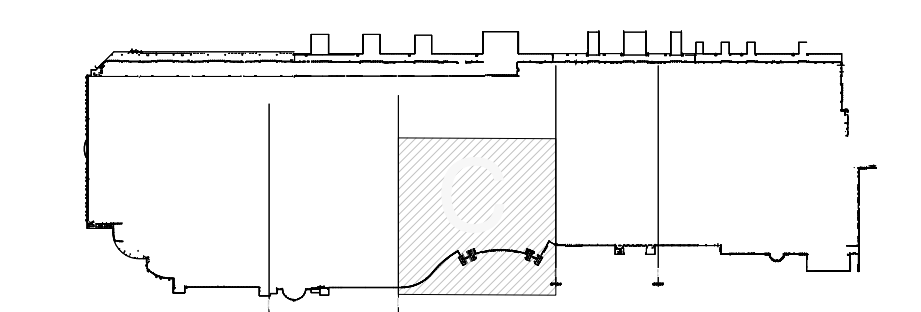
- KEY NOTES:**
- 097723 FABRIC WRAPPED PANELS
 - 099123 INTERIOR PAINTING
 - 097200 WALLCOVERING
 - 096513.13 RESILIENT BASE

- LEGEND:**
SEE SHEET 18.001 FOR SPECIFICATIONS
- | | | | |
|--|------------------|--|--------------------------|
| | 096513.13
B-1 | | 097723
AWP-1 |
| | 099123
P-1 | | 097723
AWP-1 (CURVED) |
| | 099123
P-2 | | 097200
WC-1 |

- NOTES:**
- 1 ALL PANEL DIMENSIONS TO BE FIELD VERIFIED
 - 2 PRECAST AROUND ELEVATOR TO RECEIVE NEW PAINT ABOVE AND BELOW REVEAL
 - 3 ALL EXISTING SIGNS, DIRECTORIES, AND WALL MOUNTED GRAPHICS AND DISPLAYS SHALL BE REMOVED FOR PANEL REMOVAL, REPLACEMENT AND PAINTING, THEN RE-INSTALLED PER OWNER DIRECTION
 - 4 CONTRACTOR SHALL COORDINATE WITH ORANGE COUNTY CONVENTION CENTER STAFF AND ELEVATOR CONTRACTOR FOR WORK AT ELEVATOR CAB SURROUNDS
 - 5 CONTRACTOR SHALL REMOVE AND RE-INSTALL ALL WALL MOUNTED DEVICES AND COORDINATE WITH ORANGE COUNTY CONVENTION CENTER FACILITY STAFF
 - 6 ALL RESTROOMS THAT HAVE PREVIOUSLY BEEN RENOVATED SHALL RECEIVE PAINT ON EXISTING EXPOSED PRE-CAST BASE
 - 7 AREAS INDICATED AS "N.I.S." ARE NOT INCLUDED IN THIS SCOPE OF WORK
 - 8 EXISTING MILLWORK TO REMAIN
 - 9 CONTRACTOR SHALL REMOVE ALL RECEPTACLE COVER PLATES TO BE REMOVED PRIOR TO PAINTING AND RE-INSTALL UPON COMPLETION
 - 10 DEVICES IN WALLS THAT CANNOT BE REMOVED SHALL BE MASKED OFF FOR PAINTING, INCLUDING RAILINGS
 - 11 CONTRACTOR SHALL PROVIDE APPROVED "FIRE WATCH" STAFF AT ANY TIME THAT WHEN THE FIRE ALARM SYSTEM IS OFF FOR WORK IN PROGRESS
 - 12 PRE-CAST BASE NOT TAGGED HAS EXISTING PAINT AND IS NOT PART OF THIS SCOPE
 - 13 SEE SHEET 14.001 FOR WALL AND COLUMN CALL OUTS
 - 14 PRE-CAST PLANTERS AND PARTIAL HEIGHT WALLS AT RAMP LOCATIONS TO RECEIVE PAINT ON HORIZONTAL AND VERTICAL SURFACES AS INDICATED
 - 15 REMOVE EXISTING ACOUSTICAL FABRIC; SAND, PREP AND PAINT ACCESS PANEL FRONT
 - 16 ACOUSTICAL WALL PANEL AT THIS LOCATION EXTENDS BEYOND MILLWORK. CONTRACTOR SHALL REMOVE PANEL AND INSTALL NEW PANEL

- SYMBOL LEGEND:**
- | | | |
|--|---------|----------------------------------|
| | A-107 | AREA NUMBER |
| | | ELEVATION MARKER |
| | | DETAIL REFERENCE |
| | SIGNAGE | INTERIOR SIGNAGE |
| | CR | CARD READER |
| | | FIRE HORN/STROBE |
| | | FIRE EXTINGUISHER CABINET |
| | FHC | FIRE HOSE CABINET |
| | AED | AUTOMATIC EXTERNAL DEFIBRILLATOR |
| | | EMERGENCY PHONE |
| | | HOUSE PHONE |
| | | FOOD CART RECEPTACLE |
| | | RECEPTACLE/SWITCH COVER PLATE |
| | | SINGLE RECEPTACLE |
| | | DUPLEX RECEPTACLE |

KEY PLAN:



SEAL

REVISIONS

- 1
- 2
- 3
- 4

PROJECT INFORMATION

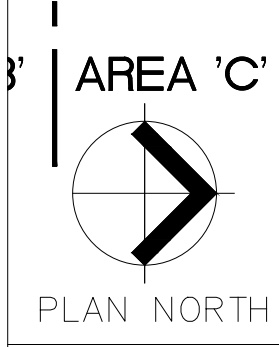
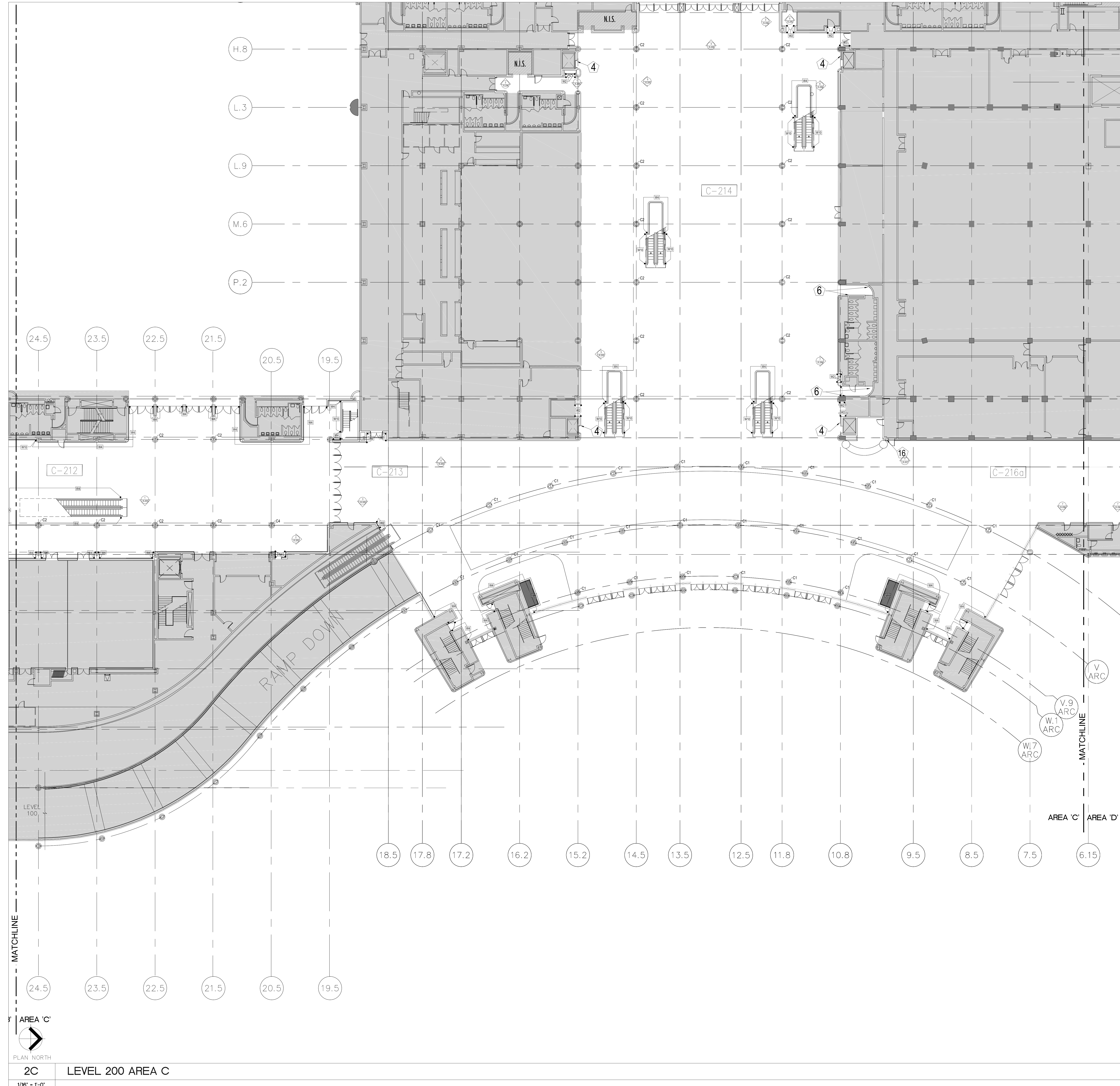
PROJECT NUMBER:
75316
DATE:
05/12/2017
SCALE:
1/16" = 1'-0"
ISSUED FOR:
100% CONSTRUCTION DOCUMENTS

DRAWN BY:
KG
CHECKED BY:
JNK

DRAWING NUMBER

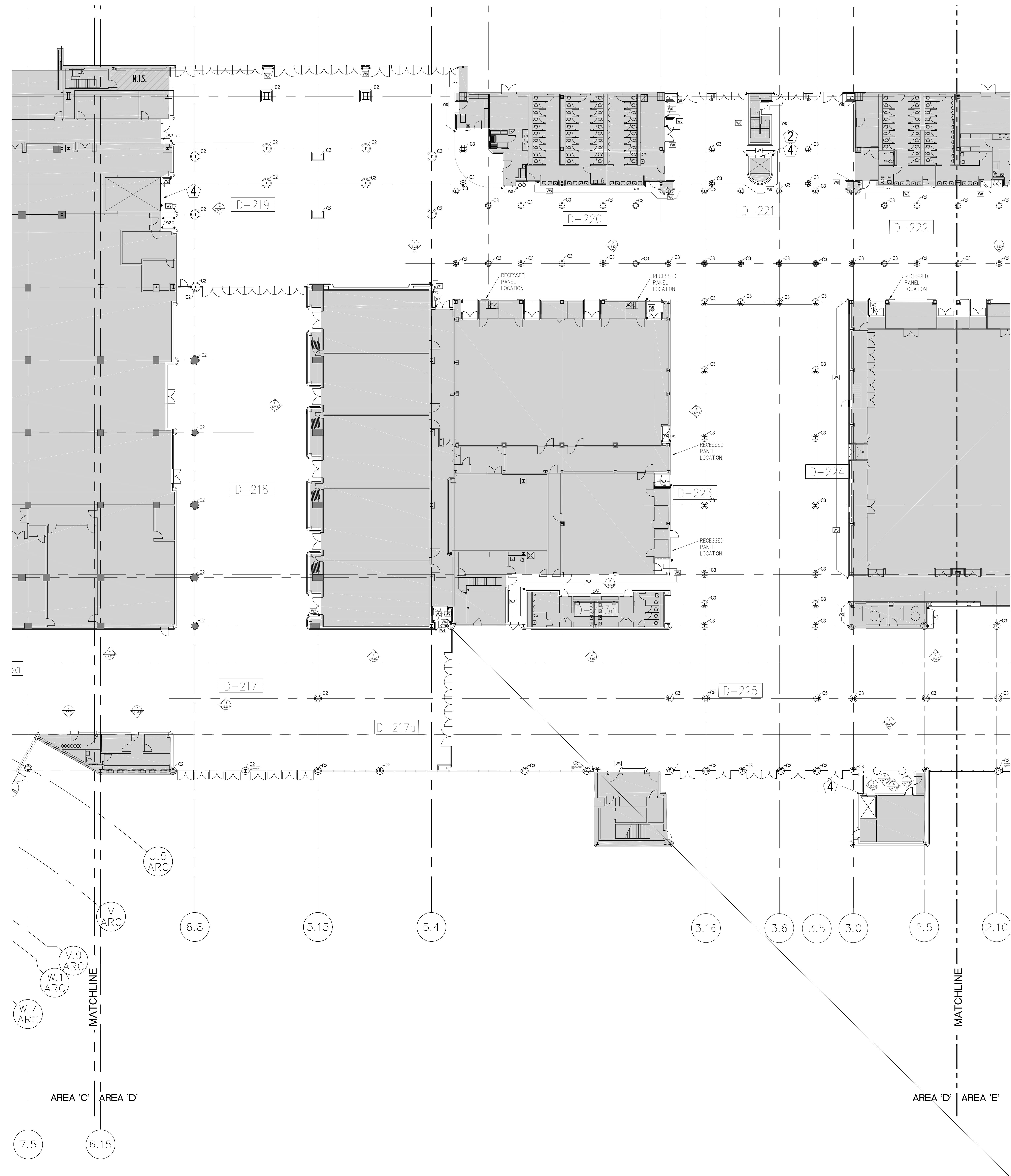
LEVEL 200
AREA C
12.203

This document is not an architectural or engineering study, drawing, specification, or design and is not to be used for construction of any load-bearing columns, load-bearing framing or walls of structures, or issuance of any building permit, except as otherwise provided by law.



2C LEVEL 200 AREA C

ORANGE COUNTY CONVENTION CENTER
WEST BUILDING WALL PANELS
LEVEL 200 - AREA D



KEY NOTES:

- 097723 FABRIC WRAPPED PANELS
- 099123 INTERIOR PAINTING
- 097200 WALLCOVERING
- 096513.13 RESILIENT BASE

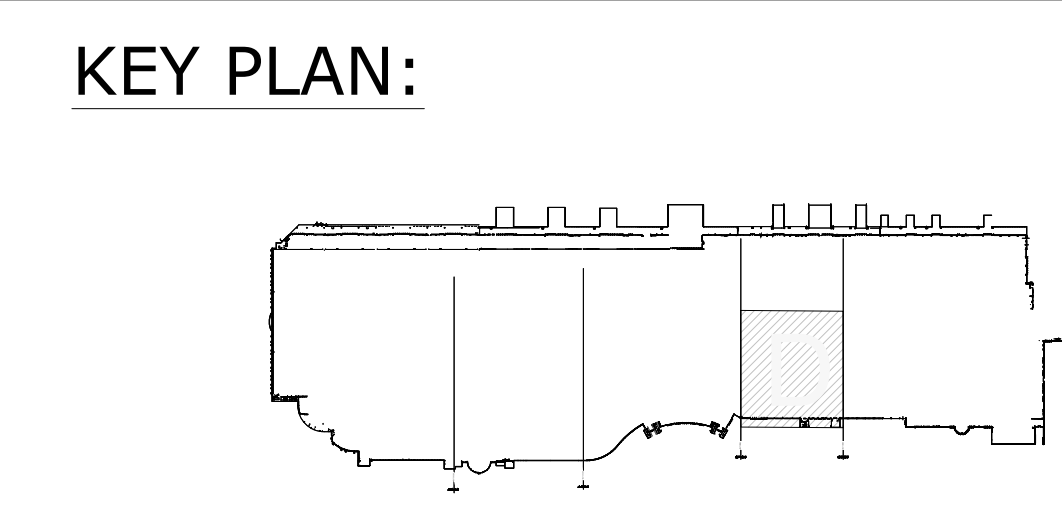
LEGEND:
SEE SHEET 18.001 FOR SPECIFICATIONS

	096513.13 B-1		097723 AWP-1
	099123 P-1		097723 AWP-1 (CURVED)
	099123 P-2		097200 WC-1

- NOTES:**
- 1 ALL PANEL DIMENSIONS TO BE FIELD VERIFIED
 - 2 PRECAST AROUND ELEVATOR TO RECEIVE NEW PAINT ABOVE AND BELOW REVEAL
 - 3 ALL EXISTING SIGNS, DIRECTORIES, AND WALL MOUNTED GRAPHICS AND DISPLAYS SHALL BE REMOVED FOR PANEL REMOVAL, REPLACEMENT AND PAINTING, THEN RE-INSTALLED PER OWNER DIRECTION
 - 4 CONTRACTOR SHALL COORDINATE WITH ORANGE COUNTY CONVENTION CENTER STAFF AND ELEVATOR CONTRACTOR FOR WORK AT ELEVATOR CAB SURROUNDS
 - 5 CONTRACTOR SHALL REMOVE AND RE-INSTALL ALL WALL MOUNTED DEVICES AND COORDINATE WITH ORANGE COUNTY CONVENTION CENTER FACILITY STAFF
 - 6 ALL RESTROOMS THAT HAVE PREVIOUSLY BEEN RENOVATED SHALL RECEIVE PAINT ON EXISTING EXPOSED PRE-CAST BASE
 - 7 AREAS INDICATED AS "N.I.S." ARE NOT INCLUDED IN THIS SCOPE OF WORK
 - 8 EXISTING MILLWORK TO REMAIN
 - 9 CONTRACTOR SHALL REMOVE ALL RECEPTACLE COVER PLATES TO BE REMOVED PRIOR TO PAINTING AND RE-INSTALL UPON COMPLETION
 - 10 DEVICES IN WALLS THAT CANNOT BE REMOVED SHALL BE MASKED OFF FOR PAINTING, INCLUDING RAILINGS
 - 11 CONTRACTOR SHALL PROVIDE APPROVED "FIRE WATCH" STAFF AT ANY TIME THAT WHEN THE FIRE ALARM SYSTEM IS OFF FOR WORK IN PROGRESS
 - 12 PRE-CAST BASE NOT TAGGED HAS EXISTING PAINT AND IS NOT PART OF THIS SCOPE
 - 13 SEE SHEET 14.001 FOR WALL AND COLUMN CALL OUTS
 - 14 PRE-CAST PLANTERS AND PARTIAL HEIGHT WALLS AT RAMP LOCATIONS TO RECEIVE PAINT ON HORIZONTAL AND VERTICAL SURFACES AS INDICATED
 - 15 REMOVE EXISTING ACOUSTICAL FABRIC; SAND, PREP AND PAINT ACCESS PANEL FRONT
 - 16 ACOUSTICAL WALL PANEL AT THIS LOCATION EXTENDS BEYOND MILLWORK. CONTRACTOR SHALL REMOVE PANEL AND INSTALL NEW PANEL

SYMBOL LEGEND:

	A-107	AREA NUMBER
		ELEVATION MARKER
		DETAIL REFERENCE
	SIGNAGE	INTERIOR SIGNAGE
	CR	CARD READER
		FIRE HORN/STROBE
		FIRE EXTINGUISHER CABINET
	FHC	FIRE HOSE CABINET
	AED	AUTOMATIC EXTERNAL DEFIBRILLATOR
		EMERGENCY PHONE
		HOUSE PHONE
		FOOD CART RECEPTACLE
		RECEPTACLE/SWITCH COVER PLATE
		SINGLE RECEPTACLE
		DUPLEX RECEPTACLE



SEAL

REVISIONS

- 1
- 2
- 3
- 4

PROJECT INFORMATION

PROJECT NUMBER:
75316
DATE:
05/12/2017
SCALE:
1/16" = 1'-0"
ISSUED FOR:
100% CONSTRUCTION DOCUMENTS

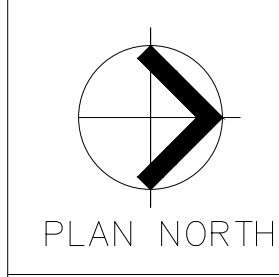
DRAWN BY:
K.G.
CHECKED BY:
J.N.K.

DRAWING NUMBER

LEVEL 200
AREA D

12.204

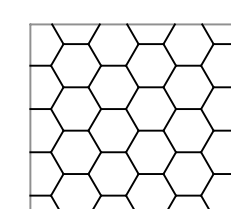

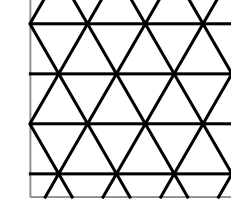
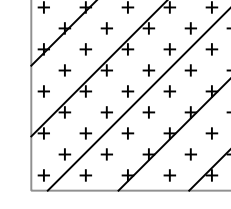
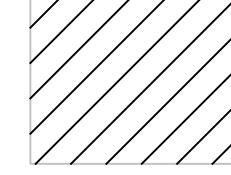

This document is not an architectural or engineering study, drawing, specification, or design and is not to be used for construction of any load-bearing columns, load-bearing framing or walls of structures, or issuance of any building permit, except as otherwise provided by law.



ORANGE COUNTY CONVENTION CENTER

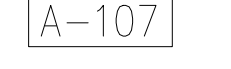
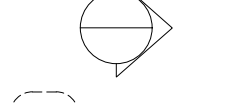


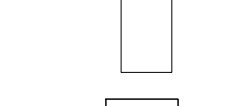
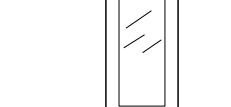



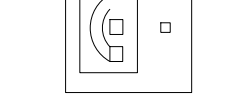
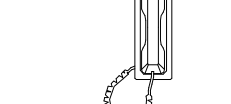
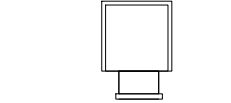
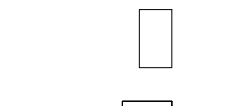
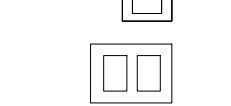

**WEST BUILDING WALL PANELS
LEVEL 200 - AREA E**

- KEY NOTES:**
- 097723 FABRIC WRAPPED PANELS
 - 099123 INTERIOR PAINTING
 - 097200 WALLCOVERING
 - 096513.13 RESILIENT BASE

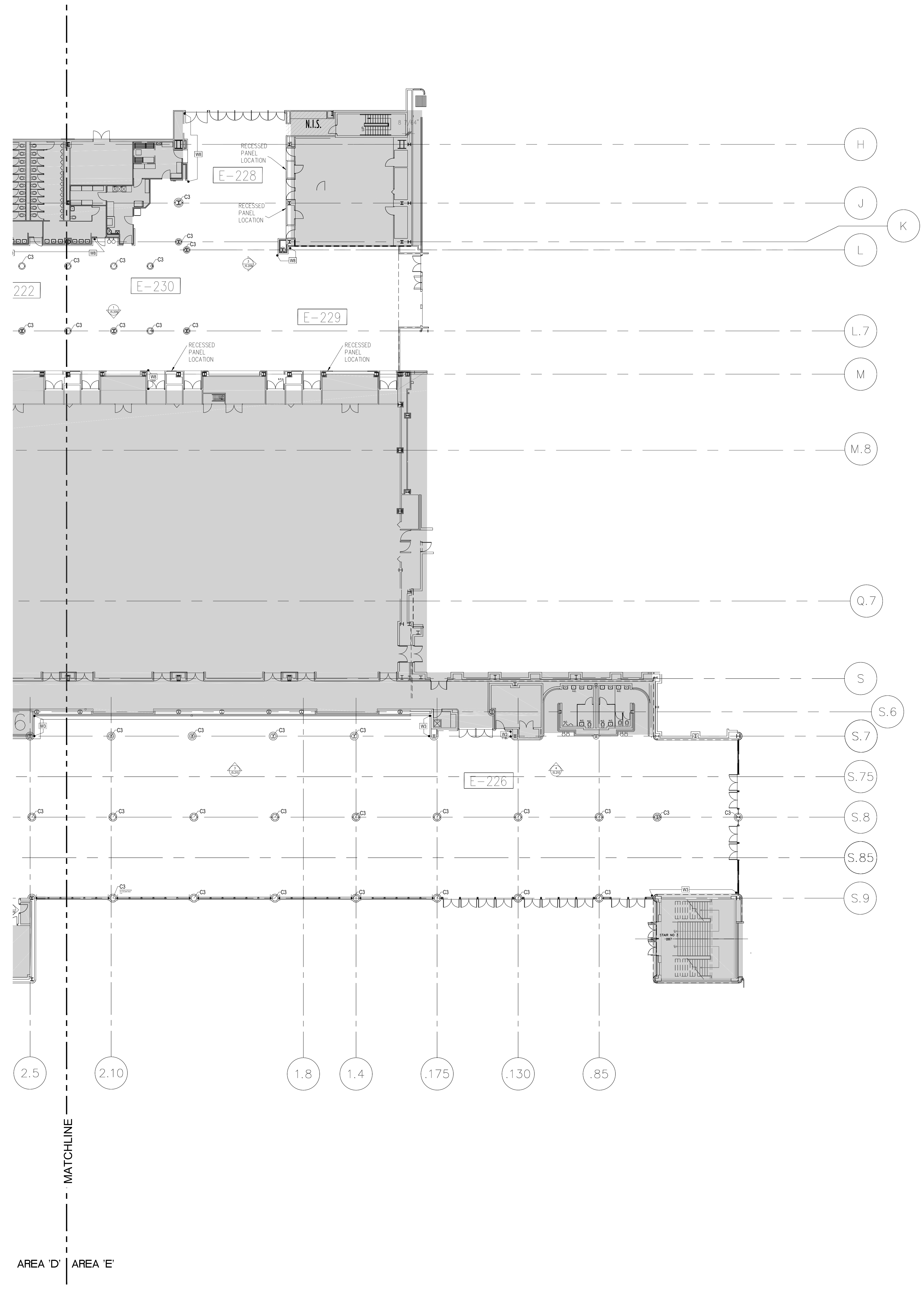
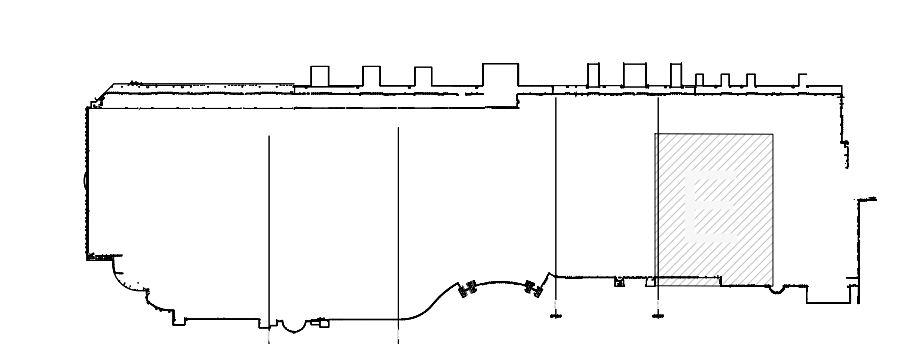
- LEGEND:**
SEE SHEET 18.001 FOR SPECIFICATIONS
- | | | | |
|---|------------------|---|-----------------------------|
|  | 096513.13
B-1 |  | 097723
AWP-1 |
|  | 099123
P-1 |  | 097723
AWP-1
(CURVED) |
|  | 099123
P-2 |  | 097200
WC-1 |

- NOTES:**
- 1 ALL PANEL DIMENSIONS TO BE FIELD VERIFIED
 - 2 PRECAST AROUND ELEVATOR TO RECEIVE NEW PAINT ABOVE AND BELOW REVEAL
 - 3 ALL EXISTING SIGNS, DIRECTORIES, AND WALL MOUNTED GRAPHICS AND DISPLAYS SHALL BE REMOVED FOR PANEL REMOVAL, REPLACEMENT AND PAINTING, THEN RE-INSTALLED PER OWNER DIRECTION
 - 4 CONTRACTOR SHALL COORDINATE WITH ORANGE COUNTY CONVENTION CENTER STAFF AND ELEVATOR CONTRACTOR FOR WORK AT ELEVATOR CAB SURROUNDS
 - 5 CONTRACTOR SHALL REMOVE AND RE-INSTALL ALL WALL MOUNTED DEVICES AND COORDINATE WITH ORANGE COUNTY CONVENTION CENTER FACILITY STAFF
 - 6 ALL RESTROOMS THAT HAVE PREVIOUSLY BEEN RENOVATED SHALL RECEIVE PAINT ON EXISTING EXPOSED PRE-CAST BASE
 - 7 AREAS INDICATED AS "N.I.S." ARE NOT INCLUDED IN THIS SCOPE OF WORK
 - 8 EXISTING MILLWORK TO REMAIN
 - 9 CONTRACTOR SHALL REMOVE ALL RECEPTACLE COVER PLATES TO BE REMOVED PRIOR TO PAINTING AND RE-INSTALL UPON COMPLETION
 - 10 DEVICES IN WALLS THAT CANNOT BE REMOVED SHALL BE MASKED OFF FOR PAINTING, INCLUDING RAILINGS
 - 11 CONTRACTOR SHALL PROVIDE APPROVED "FIRE WATCH" STAFF AT ANY TIME THAT WHEN THE FIRE ALARM SYSTEM IS OFF FOR WORK IN PROGRESS
 - 12 PRE-CAST BASE NOT TAGGED HAS EXISTING PAINT AND IS NOT PART OF THIS SCOPE
 - 13 SEE SHEET 14.001 FOR WALL AND COLUMN CALL OUTS
 - 14 PRE-CAST PLANTERS AND PARTIAL HEIGHT WALLS AT RAMP LOCATIONS TO RECEIVE PAINT ON HORIZONTAL AND VERTICAL SURFACES AS INDICATED
 - 15 REMOVE EXISTING ACOUSTICAL FABRIC; SAND, PREP AND PAINT ACCESS PANEL FRONT
 - 16 ACOUSTICAL WALL PANEL AT THIS LOCATION EXTENDS BEYOND MILLWORK. CONTRACTOR SHALL REMOVE PANEL AND INSTALL NEW PANEL


SYMBOL LEGEND:

- | | | |
|---|---------|----------------------------------|
|  | A-107 | AREA NUMBER |
|  | | ELEVATION MARKER |
|  | | DETAIL REFERENCE |
|  | SIGNAGE | INTERIOR SIGNAGE |
|  | CR | CARD READER |
|  | | FIRE HORN/STROBE |
|  | | FIRE EXTINGUISHER CABINET |
|  | FHC | FIRE HOSE CABINET |
|  | AED | AUTOMATIC EXTERNAL DEFIBRILLATOR |
|  | | EMERGENCY PHONE |
|  | | HOUSE PHONE |
|  | | FOOD CART RECEPTACLE |
|  | | RECEPTACLE/SWITCH COVER PLATE |
|  | | SINGLE RECEPTACLE |
|  | | DUPLEX RECEPTACLE |

KEY PLAN:



SEAL



REVISIONS

- | | |
|---|--|
| 1 | |
| 2 | |
| 3 | |
| 4 | |

PROJECT INFORMATION


PROJECT NUMBER:
75316
DATE:
05/12/2017
SCALE:
1/16" = 1'-0"
ISSUED FOR:
100% CONSTRUCTION DOCUMENTS

DRAWN BY:
K.G.
CHECKED BY:
J.N.K.

DRAWING NUMBER

**LEVEL 200
AREA E
12.205**

This document is not an architectural or engineering study, drawing, specification, or design and is not to be used for construction of any load-bearing columns, load-bearing framing or walls of structures, or issuance of any building permit, except as otherwise provided by law.



WEST CONCOURSE FLOORING REPLACEMENT

**WEST BUILDING WALL PANELS
LEVEL 300 - AREA A**

KEY NOTES:

097723	FABRIC WRAPPED PANELS
099123	INTERIOR PAINTING
097200	WALLCOVERING
096513.13	RESILIENT BASE

LEGEND:
SEE SHEET 18.001 FOR SPECIFICATIONS

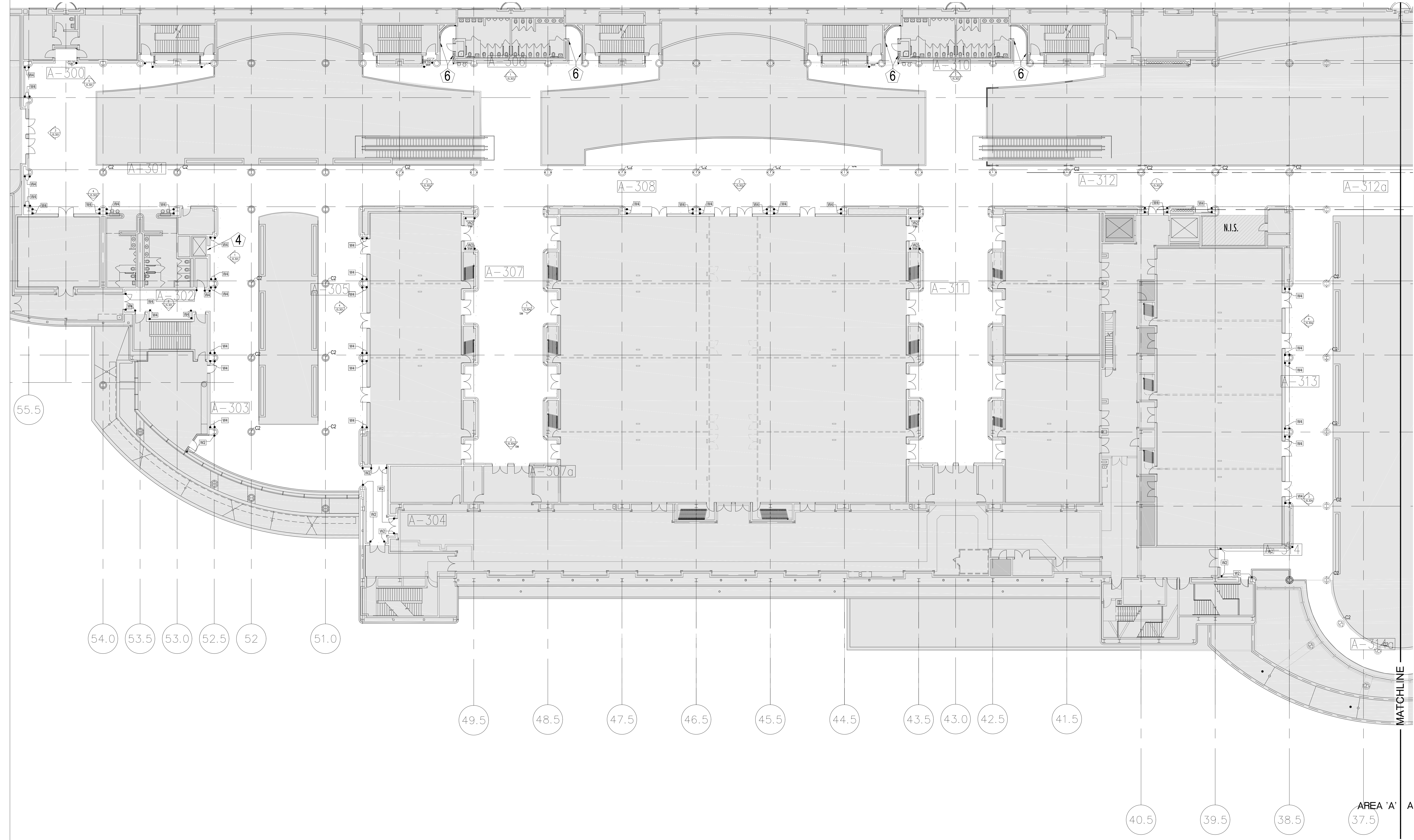
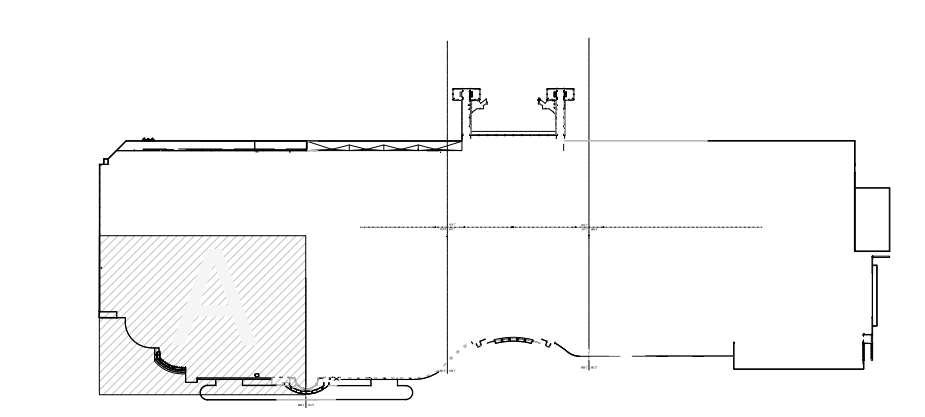
	096513.13 B-1		097723 AWP-1
	099123 P-1		097723 AWP-1 (CURVED)
	099123 P-2		097200 WC-1

- NOTES:**
- ALL PANEL DIMENSIONS TO BE FIELD VERIFIED
 - PRECAST AROUND ELEVATOR TO RECEIVE NEW PAINT ABOVE AND BELOW REVEAL
 - ALL EXISTING SIGNS, DIRECTORIES, AND WALL MOUNTED GRAPHICS AND DISPLAYS SHALL BE REMOVED FOR PANEL REMOVAL, REPLACEMENT AND PAINTING, THEN RE-INSTALLED PER OWNER DIRECTION
 - CONTRACTOR SHALL COORDINATE WITH ORANGE COUNTY CONVENTION CENTER STAFF AND ELEVATOR CONTRACTOR FOR WORK AT ELEVATOR CAB SURROUNDS
 - CONTRACTOR SHALL REMOVE AND RE-INSTALL ALL WALL MOUNTED DEVICES AND COORDINATE WITH ORANGE COUNTY CONVENTION CENTER FACILITY STAFF
 - ALL RESTROOMS THAT HAVE PREVIOUSLY BEEN RENOVATED SHALL RECEIVE PAINT ON EXISTING EXPOSED PRE-CAST BASE
 - AREAS INDICATED AS "N.I.S." ARE NOT INCLUDED IN THIS SCOPE OF WORK
 - EXISTING MILLWORK TO REMAIN
 - CONTRACTOR SHALL REMOVE ALL RECEPTACLE COVER PLATES TO BE REMOVED PRIOR TO PAINTING AND RE-INSTALL UPON COMPLETION
 - DEVICES IN WALLS THAT CANNOT BE REMOVED SHALL BE MASKED OFF FOR PAINTING, INCLUDING RAILINGS
 - CONTRACTOR SHALL PROVIDE APPROVED "FIRE WATCH" STAFF AT ANY TIME THAT WHEN THE FIRE ALARM SYSTEM IS OFF FOR WORK IN PROGRESS
 - PRE-CAST BASE NOT TAGGED HAS EXISTING PAINT AND IS NOT PART OF THIS SCOPE
 - SEE SHEET 14.001 FOR WALL AND COLUMN CALL OUTS
 - PRE-CAST PLANTERS AND PARTIAL HEIGHT WALLS AT RAMP LOCATIONS TO RECEIVE PAINT ON HORIZONTAL AND VERTICAL SURFACES AS INDICATED
 - REMOVE EXISTING ACOUSTICAL FABRIC; SAND, PREP AND PAINT ACCESS PANEL FRONT
 - ACOUSTICAL WALL PANEL AT THIS LOCATION EXTENDS BEYOND MILLWORK. CONTRACTOR SHALL REMOVE PANEL AND INSTALL NEW PANEL.


SYMBOL LEGEND:

	A-107	AREA NUMBER
		ELEVATION MARKER
		DETAIL REFERENCE
	SIGNAGE	INTERIOR SIGNAGE
	CR	CARD READER
		FIRE HORN/STROBE
		FIRE EXTINGUISHER CABINET
	FHC	FIRE HOSE CABINET
	AED	AUTOMATIC EXTERNAL DEFIBRILLATOR
	EP	EMERGENCY PHONE
		HOUSE PHONE
		FOOD CART RECEPTACLE
		RECEPTACLE/SWITCH COVER PLATE
		SINGLE RECEPTACLE
		DUPLEX RECEPTACLE

KEY PLAN:



SEAL



REVISIONS

PROJECT INFORMATION

PROJECT NUMBER:
75316
DATE:
05/12/2017
SCALE:
1/16" = 1'-0"
ISSUED FOR:
100% CONSTRUCTION DOCUMENTS

DRAWN BY:
KG
CHECKED BY:
JNK

DRAWING NUMBER

LEVEL 300
AREA A

12.301

This document is not an architectural or engineering study, drawing, specification, or design and is not to be used for construction of any load-bearing columns, load-bearing framing or walls of structures, or issuance of any building permit, except as otherwise provided by law.



WEST CONCOURSE FLOORING REPLACEMENT

**WEST BUILDING WALL PANELS
LEVEL 300 - AREA B**

KEY NOTES:

- 097723 FABRIC WRAPPED PANELS
- 099123 INTERIOR PAINTING
- 097200 WALLCOVERING
- 096513.13 RESILIENT BASE

LEGEND:

SEE SHEET 18.001 FOR SPECIFICATIONS

	096513.13 B-1		097723 AWP-1
	099123 P-1		097723 AWP-1 (CURVED)
	099123 P-2		097200 WC-1

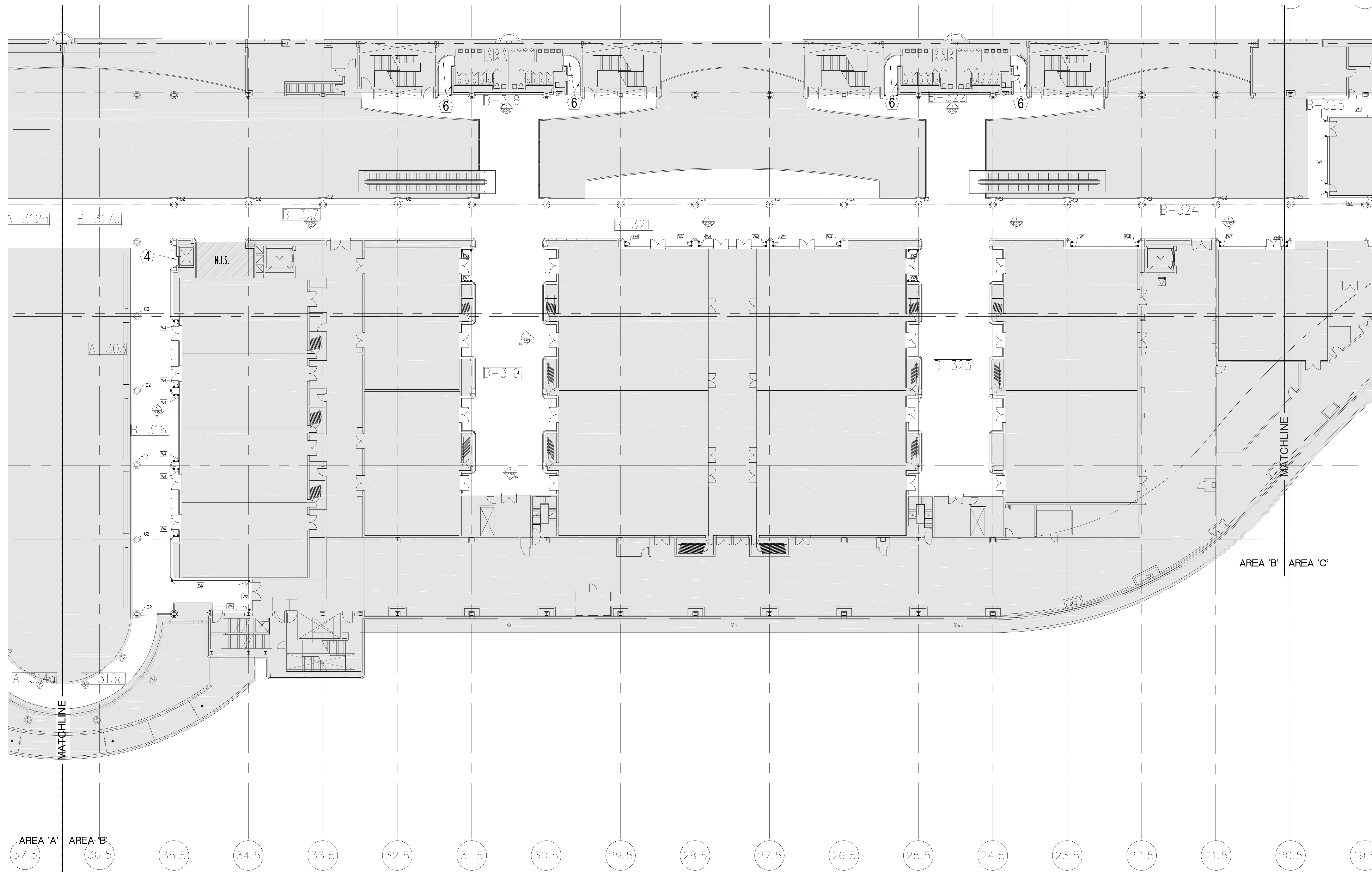
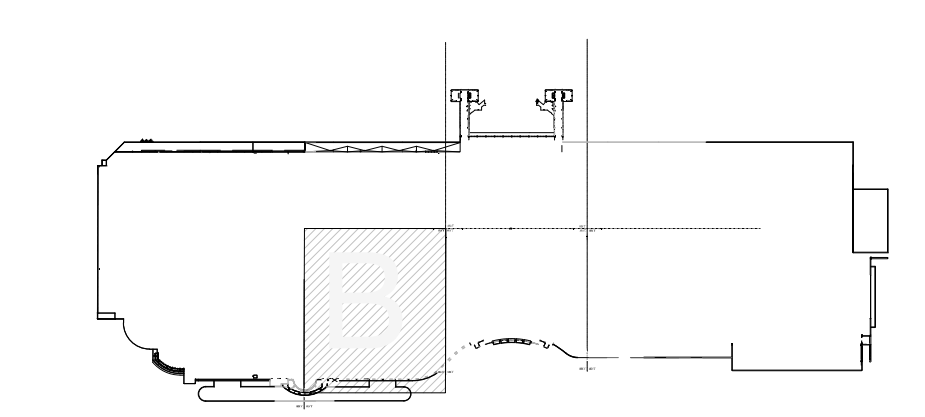
NOTES:

- 1 ALL PANEL DIMENSIONS TO BE FIELD VERIFIED
- 2 PRECAST AROUND ELEVATOR TO RECEIVE NEW PAINT ABOVE AND BELOW REVEAL
- 3 ALL EXISTING SIGNS, DIRECTORIES, AND WALL MOUNTED GRAPHICS AND DISPLAYS SHALL BE REMOVED FOR PANEL REMOVAL, REPLACEMENT AND PAINTING, THEN RE-INSTALLED PER OWNER DIRECTION
- 4 CONTRACTOR SHALL COORDINATE WITH ORANGE COUNTY CONVENTION CENTER STAFF AND ELEVATOR CONTRACTOR FOR WORK AT ELEVATOR CAB SURROUNDS
- 5 CONTRACTOR SHALL REMOVE AND RE-INSTALL ALL WALL MOUNTED DEVICES AND COORDINATE WITH ORANGE COUNTY CONVENTION CENTER FACILITY STAFF
- 6 ALL RESTROOMS THAT HAVE PREVIOUSLY BEEN RENOVATED SHALL RECEIVE PAINT ON EXISTING EXPOSED PRE-CAST BASE
- 7 AREAS INDICATED AS "N.I.S." ARE NOT INCLUDED IN THIS SCOPE OF WORK
- 8 EXISTING MILLWORK TO REMAIN
- 9 CONTRACTOR SHALL REMOVE ALL RECEPTACLE COVER PLATES TO BE REMOVED PRIOR TO PAINTING AND RE-INSTALL UPON COMPLETION
- 10 DEVICES IN WALLS THAT CANNOT BE REMOVED SHALL BE MASKED OFF FOR PAINTING, INCLUDING RAILINGS
- 11 CONTRACTOR SHALL PROVIDE APPROVED "FIRE WATCH" STAFF AT ANY TIME THAT WHEN THE FIRE ALARM SYSTEM IS OFF FOR WORK IN PROGRESS
- 12 PRE-CAST BASE NOT TAGGED HAS EXISTING PAINT AND IS NOT PART OF THIS SCOPE
- 13 SEE SHEET 14.001 FOR WALL AND COLUMN CALL OUTS
- 14 PRE-CAST PLANTERS AND PARTIAL HEIGHT WALLS AT RAMP LOCATIONS TO RECEIVE PAINT ON HORIZONTAL AND VERTICAL SURFACES AS INDICATED
- 15 REMOVE EXISTING ACOUSTICAL FABRIC; SAND, PREP AND PAINT ACCESS PANEL FRONT
- 16 ACOUSTICAL WALL PANEL AT THIS LOCATION EXTENDS BEYOND MILLWORK. CONTRACTOR SHALL REMOVE PANEL AND INSTALL NEW PANEL.


SYMBOL LEGEND:

	A-107	AREA NUMBER
		ELEVATION MARKER
		DETAIL REFERENCE
	SIGNAGE	INTERIOR SIGNAGE
	CR	CARD READER
		FIRE HORN/STROBE
		FIRE EXTINGUISHER CABINET
	FHC	FIRE HOSE CABINET
	AED	AUTOMATIC EXTERNAL DEFIBRILLATOR
		EMERGENCY PHONE
		HOUSE PHONE
		FOOD CART RECEPTACLE
		RECEPTACLE/SWITCH COVER PLATE
		SINGLE RECEPTACLE
		DUPLEX RECEPTACLE

KEY PLAN:



SEAL



REVISIONS

- 1
- 2
- 3
- 4

PROJECT INFORMATION

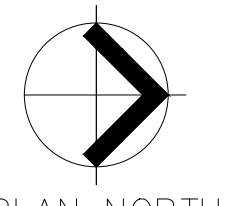
PROJECT NUMBER:
75316
DATE:
05/12/2017
SCALE:
1/16" = 1'-0"
ISSUED FOR:
100% CONSTRUCTION DOCUMENTS

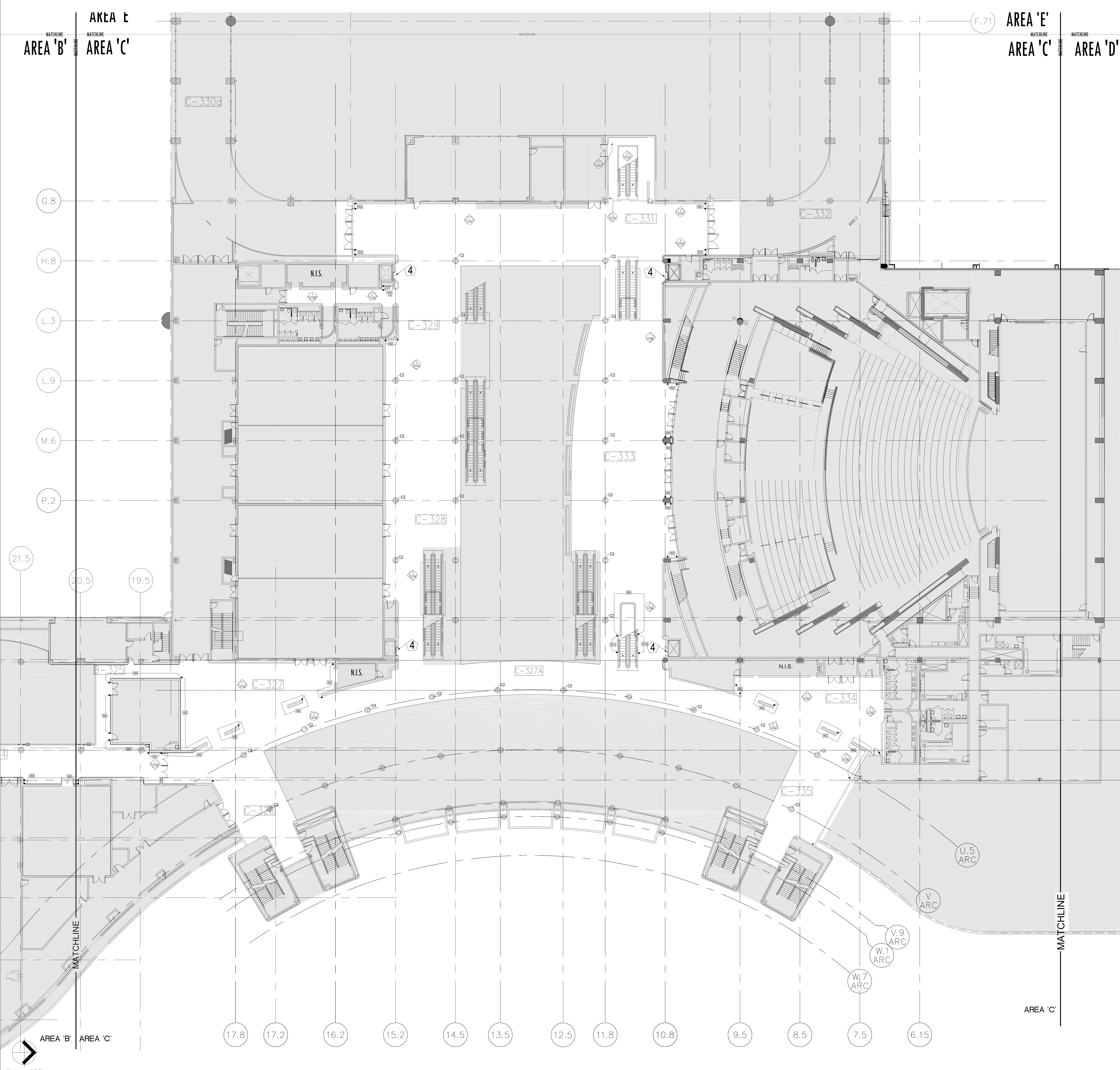
DRAWN BY:
KG
CHECKED BY:
JNK

DRAWING NUMBER

LEVEL 300
AREA B
12.302

This document is not an architectural or engineering study, drawing, specification, or design and is not to be used for construction of any load-bearing columns, load-bearing framing or walls of structures, or issuance of any building permit, except as otherwise provided by law.





KEY NOTES:

- 097723 FABRIC WRAPPED PANELS
- 099123 INTERIOR PAINTING
- 097200 WALLCOVERING
- 096513.13 RESILIENT BASE

LEGEND:

SEE SHEET 18.001 FOR SPECIFICATIONS

	096513.13 B-1		097723 AWP-1
	099123 P-1		097723 AWP-1 (CURVED)
	099123 P-2		097200 WC-1

NOTES:

- 1 ALL PANEL DIMENSIONS TO BE FIELD VERIFIED
- 2 PRECAST AROUND ELEVATOR TO RECEIVE NEW PAINT ABOVE AND BELOW REVEAL
- 3 ALL EXISTING SIGNS, DIRECTORIES, AND WALL MOUNTED GRAPHICS AND DISPLAYS SHALL BE REMOVED FOR PANEL REMOVAL, REPLACEMENT AND PAINTING, THEN RE-INSTALLED PER OWNER DIRECTION
- 4 CONTRACTOR SHALL COORDINATE WITH ORANGE COUNTY CONVENTION CENTER STAFF AND ELEVATOR CONTRACTOR FOR WORK AT ELEVATOR CAB SURROUNDS
- 5 CONTRACTOR SHALL REMOVE AND RE-INSTALL ALL WALL MOUNTED DEVICES AND COORDINATE WITH ORANGE COUNTY CONVENTION CENTER FACILITY STAFF
- 6 ALL RESTROOMS THAT HAVE PREVIOUSLY BEEN RENOVATED SHALL RECEIVE PAINT ON EXISTING EXPOSED PRE-CAST BASE
- 7 AREAS INDICATED AS "N.I.S." ARE NOT INCLUDED IN THIS SCOPE OF WORK
- 8 EXISTING MILLWORK TO REMAIN
- 9 CONTRACTOR SHALL REMOVE ALL RECEPTACLE COVER PLATES TO BE REMOVED PRIOR TO PAINTING AND RE-INSTALL UPON COMPLETION
- 10 DEVICES IN WALLS THAT CANNOT BE REMOVED SHALL BE MASKED OFF FOR PAINTING, INCLUDING RAILINGS
- 11 CONTRACTOR SHALL PROVIDE APPROVED "FIRE WATCH" STAFF AT ANY TIME THAT WHEN THE FIRE ALARM SYSTEM IS OFF FOR WORK IN PROGRESS
- 12 PRE-CAST BASE NOT TAGGED HAS EXISTING PAINT AND IS NOT PART OF THIS SCOPE
- 13 SEE SHEET 14.001 FOR WALL AND COLUMN CALL OUTS
- 14 PRE-CAST PLANTERS AND PARTIAL HEIGHT WALLS AT RAMP LOCATIONS TO RECEIVE PAINT ON HORIZONTAL AND VERTICAL SURFACES AS INDICATED
- 15 REMOVE EXISTING ACOUSTICAL FABRIC; SAND, PREP AND PAINT ACCESS PANEL FRONT
- 16 ACOUSTICAL WALL PANEL AT THIS LOCATION EXTENDS BEYOND MILLWORK, CONTRACTOR SHALL REMOVE PANEL AND INSTALL NEW PANEL.

SYMBOL LEGEND:

- A-107 AREA NUMBER
- ELEVATION MARKER
- DETAIL REFERENCE
- INTERIOR SIGNAGE
- CARD READER
- FIRE HORN/STROBE
- FIRE EXTINGUISHER CABINET
- FIRE HOSE CABINET
- AUTOMATIC EXTERNAL DEFIBRILLATOR
- EMERGENCY PHONE
- HOUSE PHONE
- FOOD CART RECEPTACLE
- RECEPTACLE/SWITCH COVER PLATE
- SINGLE RECEPTACLE
- DUPLEX RECEPTACLE

TJNG PARTNERS
 205 East Central Blvd.
 Orlando, FL 32801
 Phone 407.644.2445
 Fax 407.644.0445
 www.tjngpartners.com
 18 0001073

ORANGE COUNTY CONVENTION CENTER

**WEST BUILDING WALL PANELS
LEVEL 300 - PARTIAL PLAN 'C'**

SEAL

REVISIONS

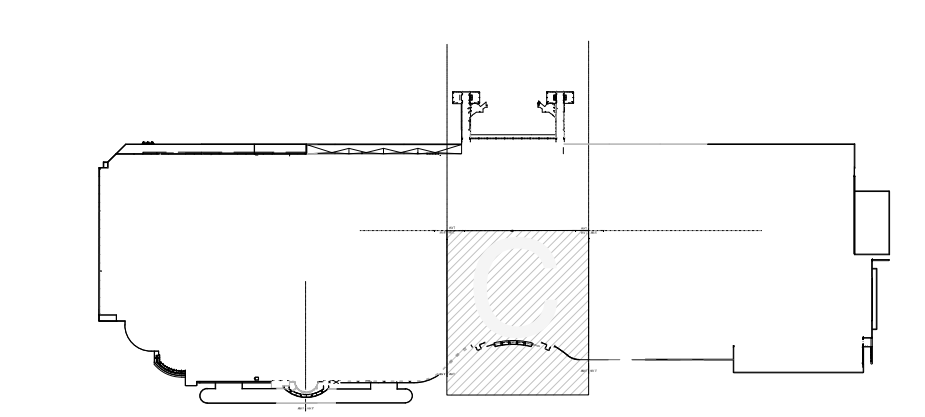
PROJECT INFORMATION

PROJECT NUMBER:
75316
 DATE:
05/12/2017
 SCALE:
1/16" = 1'-0"
 ISSUED FOR:
100% CONSTRUCTION DOCUMENTS

DRAWN BY:
KG
 CHECKED BY:
JNK

DRAWING NUMBER

LEVEL 300
AREA C
12.303



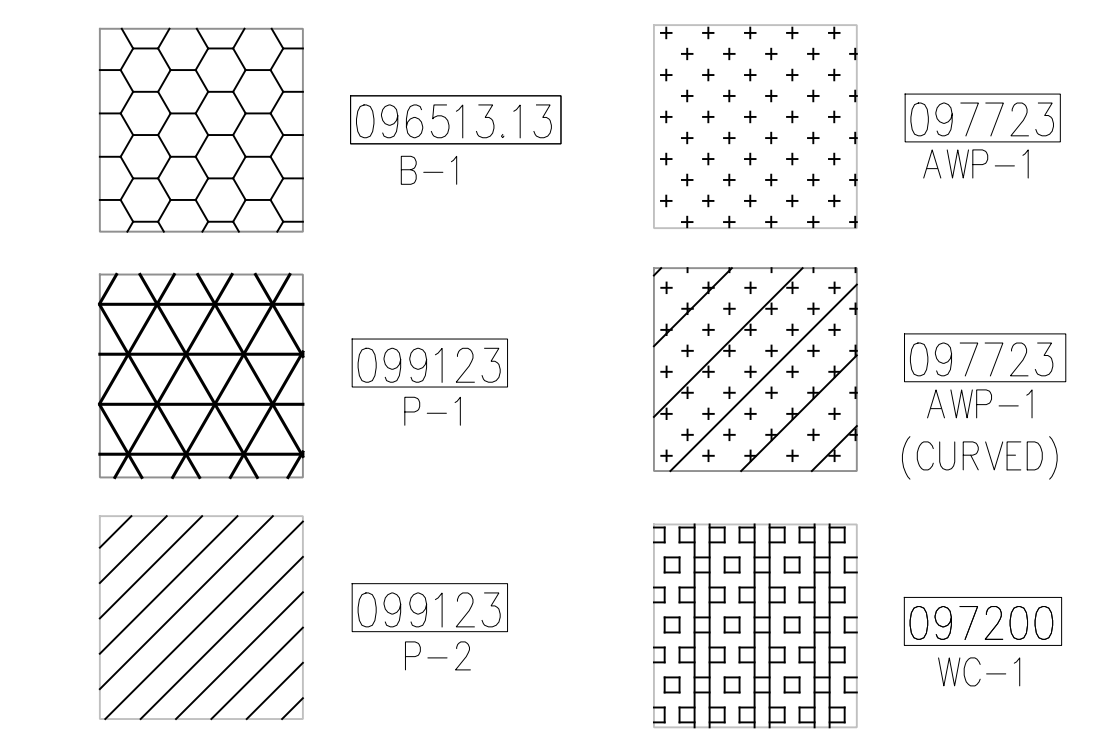
This document is not an architectural or engineering study, drawing, specification, or design and is not to be used for construction of any load-bearing columns, load-bearing framing or walls of structures, or issuance of any building permit, except as otherwise provided by law.

KEY NOTES:

- 097723 FABRIC WRAPPED PANELS
- 099123 INTERIOR PAINTING
- 097200 WALLCOVERING
- 096513.13 RESILIENT BASE

LEGEND:

SEE SHEET 18.001 FOR SPECIFICATIONS




NOTES:

- 1 ALL PANEL DIMENSIONS TO BE FIELD VERIFIED
- 2 PRECAST AROUND ELEVATOR TO RECEIVE NEW PAINT ABOVE AND BELOW REVEAL
- 3 ALL EXISTING SIGNS, DIRECTORIES, AND WALL MOUNTED GRAPHICS AND DISPLAYS SHALL BE REMOVED FOR PANEL REMOVAL, REPLACEMENT AND PAINTING, THEN RE-INSTALLED PER OWNER DIRECTION
- 4 CONTRACTOR SHALL COORDINATE WITH ORANGE COUNTY CONVENTION CENTER STAFF AND ELEVATOR CONTRACTOR FOR WORK AT ELEVATOR CAB SURROUNDS
- 5 CONTRACTOR SHALL REMOVE AND RE-INSTALL ALL WALL MOUNTED DEVICES AND COORDINATE WITH ORANGE COUNTY CONVENTION CENTER FACILITY STAFF
- 6 ALL RESTROOMS THAT HAVE PREVIOUSLY BEEN RENOVATED SHALL RECEIVE PAINT ON EXISTING EXPOSED PRE-CAST BASE
- 7 AREAS INDICATED AS "N.I.S." ARE NOT INCLUDED IN THIS SCOPE OF WORK
- 8 EXISTING MILLWORK TO REMAIN
- 9 CONTRACTOR SHALL REMOVE ALL RECEPTACLE COVER PLATES TO BE REMOVED PRIOR TO PAINTING AND RE-INSTALL UPON COMPLETION
- 10 DEVICES IN WALLS THAT CANNOT BE REMOVED SHALL BE MASKED OFF FOR PAINTING, INCLUDING RAILINGS
- 11 CONTRACTOR SHALL PROVIDE APPROVED "FIRE WATCH" STAFF AT ANY TIME THAT WHEN THE FIRE ALARM SYSTEM IS OFF FOR WORK IN PROGRESS
- 12 PRE-CAST BASE NOT TAGGED HAS EXISTING PAINT AND IS NOT PART OF THIS SCOPE
- 13 SEE SHEET 14.001 FOR WALL AND COLUMN CALL OUTS
- 14 PRE-CAST PLANTERS AND PARTIAL HEIGHT WALLS AT RAMP LOCATIONS TO RECEIVE PAINT ON HORIZONTAL AND VERTICAL SURFACES AS INDICATED
- 15 REMOVE EXISTING ACOUSTICAL FABRIC; SAND, PREP AND PAINT ACCESS PANEL FRONT
- 16 ACOUSTICAL WALL PANEL AT THIS LOCATION EXTENDS BEYOND MILLWORK. CONTRACTOR SHALL REMOVE PANEL AND INSTALL NEW PANEL.
- 17 EXISTING VINYL WALLCOVERING TO BE REMOVED
- 18 SKIMCOAT AND SAND TO LEVEL 4 DRYWALL FINISH PER ASTM-C840, PRIME AND PAINT P-1
- 19 REMOVE EXISTING VINYL BASE
- 20 INSTALL NEW 6" VINYL BASE, B-1

ORANGE COUNTY CONVENTION CENTER

**WEST BUILDING WALL PANELS
LEVEL 300 - AREA D**

SEAL



REVISIONS

- 1
- 2
- 3
- 4

PROJECT INFORMATION

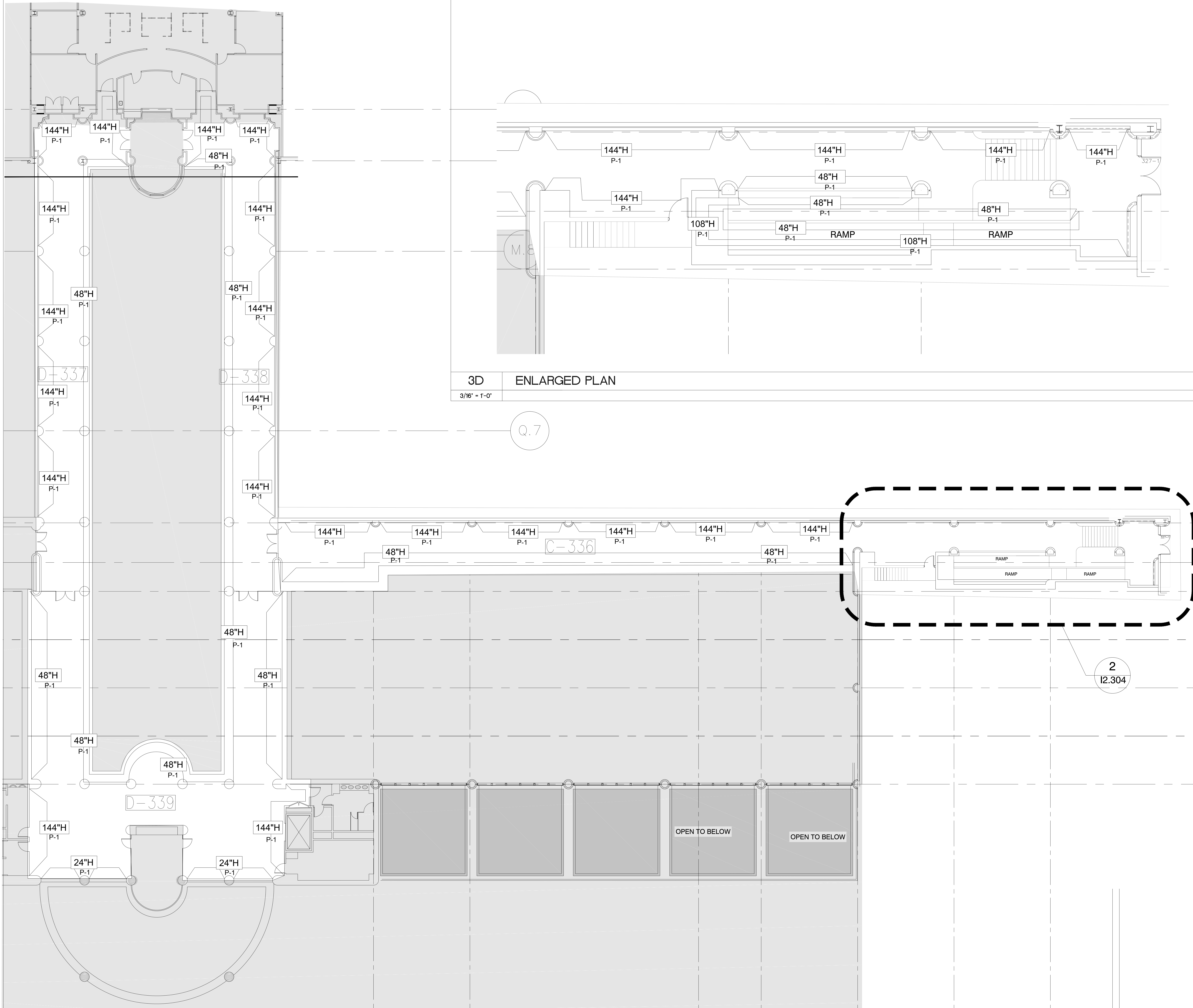
PROJECT NUMBER:
75316
DATE:
05/12/2017
SCALE:
1/16" = 1'-0"
ISSUED FOR:
100% CONSTRUCTION DOCUMENTS

DRAWN BY:
KG
CHECKED BY:
JNK

DRAWING NUMBER

LEVEL 300
AREA D
12.304

This document is not an architectural or engineering study, drawing, specification, or design and is not to be used for construction of any load-bearing columns, load-bearing framing or walls of structures, or issuance of any building permit, except as otherwise provided by law.

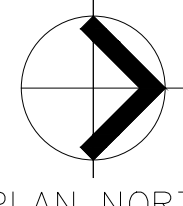


3D ENLARGED PLAN

3/16" = 1'-0"

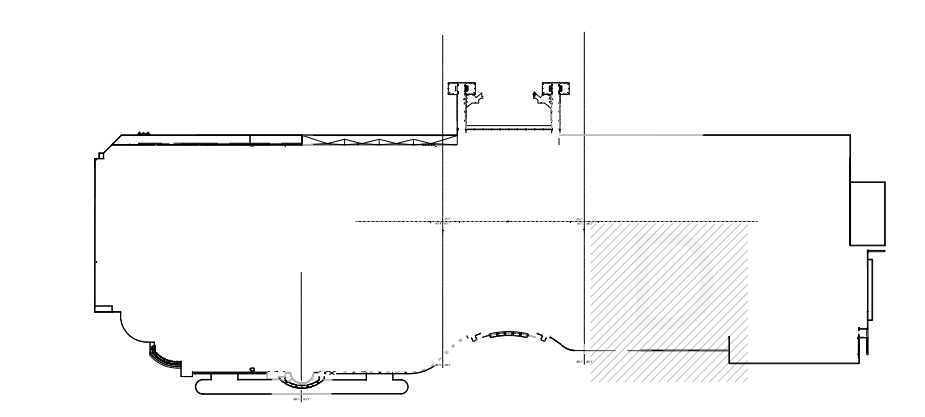
Q.7

2
I2.304



3D LEVEL 300 AREA D

1/16" = 1'-0"



ORANGE COUNTY CONVENTION CENTER

WEST BUILDING WALL PANELS
LEVEL 300 - AREA D

KEY NOTES:

- 097723 FABRIC WRAPPED PANELS
- 099123 INTERIOR PAINTING
- 097200 WALLCOVERING
- 096513.13 RESILIENT BASE

LEGEND:

SEE SHEET 18.001 FOR SPECIFICATIONS

	096513.13 B-1		097723 AWP-1
	099123 P-1		097723 AWP-1 (CURVED)
	099123 P-2		097200 WC-1


NOTES:

- 1 ALL PANEL DIMENSIONS TO BE FIELD VERIFIED
- 2 PRECAST AROUND ELEVATOR TO RECEIVE NEW PAINT ABOVE AND BELOW REVEAL
- 3 ALL EXISTING SIGNS, DIRECTORIES, AND WALL MOUNTED GRAPHICS AND DISPLAYS SHALL BE REMOVED FOR PANEL REMOVAL, REPLACEMENT AND PAINTING, THEN RE-INSTALLED PER OWNER DIRECTION
- 4 CONTRACTOR SHALL COORDINATE WITH ORANGE COUNTY CONVENTION CENTER STAFF AND ELEVATOR CONTRACTOR FOR WORK AT ELEVATOR CAB SURROUNDS
- 5 CONTRACTOR SHALL REMOVE AND RE-INSTALL ALL WALL MOUNTED DEVICES AND COORDINATE WITH ORANGE COUNTY CONVENTION CENTER FACILITY STAFF
- 6 ALL RESTROOMS THAT HAVE PREVIOUSLY BEEN RENOVATED SHALL RECEIVE PAINT ON EXISTING EXPOSED PRE-CAST BASE
- 7 AREAS INDICATED AS "N.I.S." ARE NOT INCLUDED IN THIS SCOPE OF WORK
- 8 EXISTING MILLWORK TO REMAIN
- 9 CONTRACTOR SHALL REMOVE ALL RECEPTACLE COVER PLATES TO BE REMOVED PRIOR TO PAINTING AND RE-INSTALL UPON COMPLETION
- 10 DEVICES IN WALLS THAT CANNOT BE REMOVED SHALL BE MASKED OFF FOR PAINTING, INCLUDING RAILINGS
- 11 CONTRACTOR SHALL PROVIDE APPROVED "FIRE WATCH" STAFF AT ANY TIME THAT WHEN THE FIRE ALARM SYSTEM IS OFF FOR WORK IN PROGRESS
- 12 PRE-CAST BASE NOT TAGGED HAS EXISTING PAINT AND IS NOT PART OF THIS SCOPE
- 13 SEE SHEET 14.001 FOR WALL AND COLUMN CALL OUTS
- 14 PRE-CAST PLANTERS AND PARTIAL HEIGHT WALLS AT RAMP LOCATIONS TO RECEIVE PAINT ON HORIZONTAL AND VERTICAL SURFACES AS INDICATED
- 15 REMOVE EXISTING ACOUSTICAL FABRIC; SAND, PREP AND PAINT ACCESS PANEL FRONT
- 16 ACOUSTICAL WALL PANEL AT THIS LOCATION EXTENDS BEYOND MILLWORK. CONTRACTOR SHALL REMOVE PANEL AND INSTALL NEW PANEL.

SYMBOL LEGEND:

- AREA NUMBER
- ELEVATION MARKER
- DETAIL REFERENCE
- INTERIOR SIGNAGE
- CARD READER
- FIRE HORN/STROBE
- FIRE EXTINGUISHER CABINET
- FIRE HOSE CABINET
- AUTOMATIC EXTERNAL DEFIBRILLATOR
- EMERGENCY PHONE
- HOUSE PHONE
- FOOD CART RECEPTACLE
- RECEPTACLE/SWITCH COVER PLATE
- SINGLE RECEPTACLE
- DUPLEX RECEPTACLE

SEAL



REVISIONS

- 1
- 2
- 3
- 4

PROJECT INFORMATION

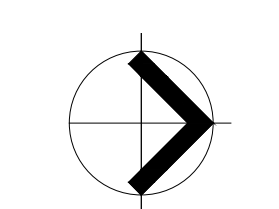
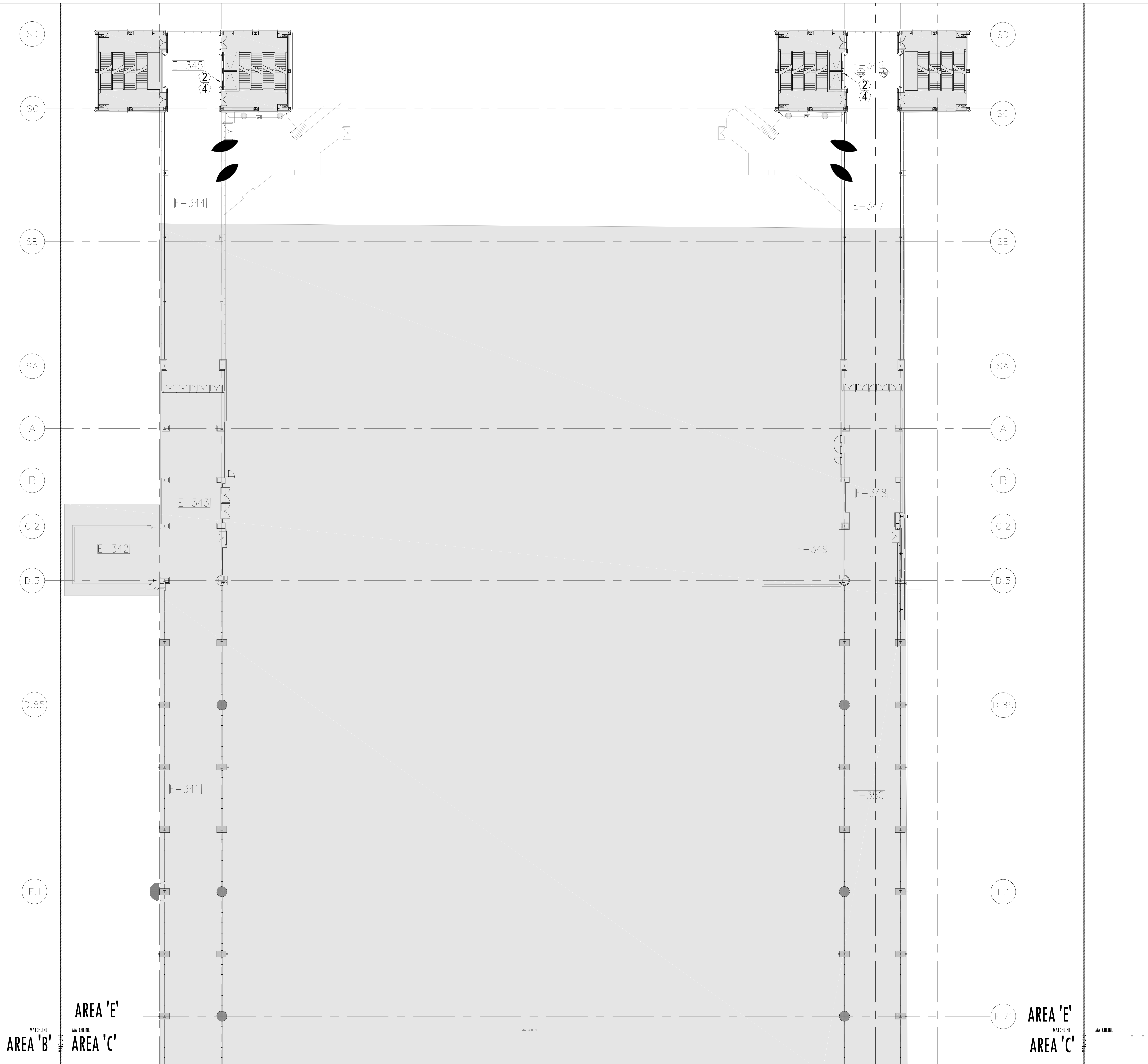
PROJECT NUMBER:
75316
DATE:
05/12/2017
SCALE:
1/16" = 1'-0"
ISSUED FOR:
100% CONSTRUCTION DOCUMENTS

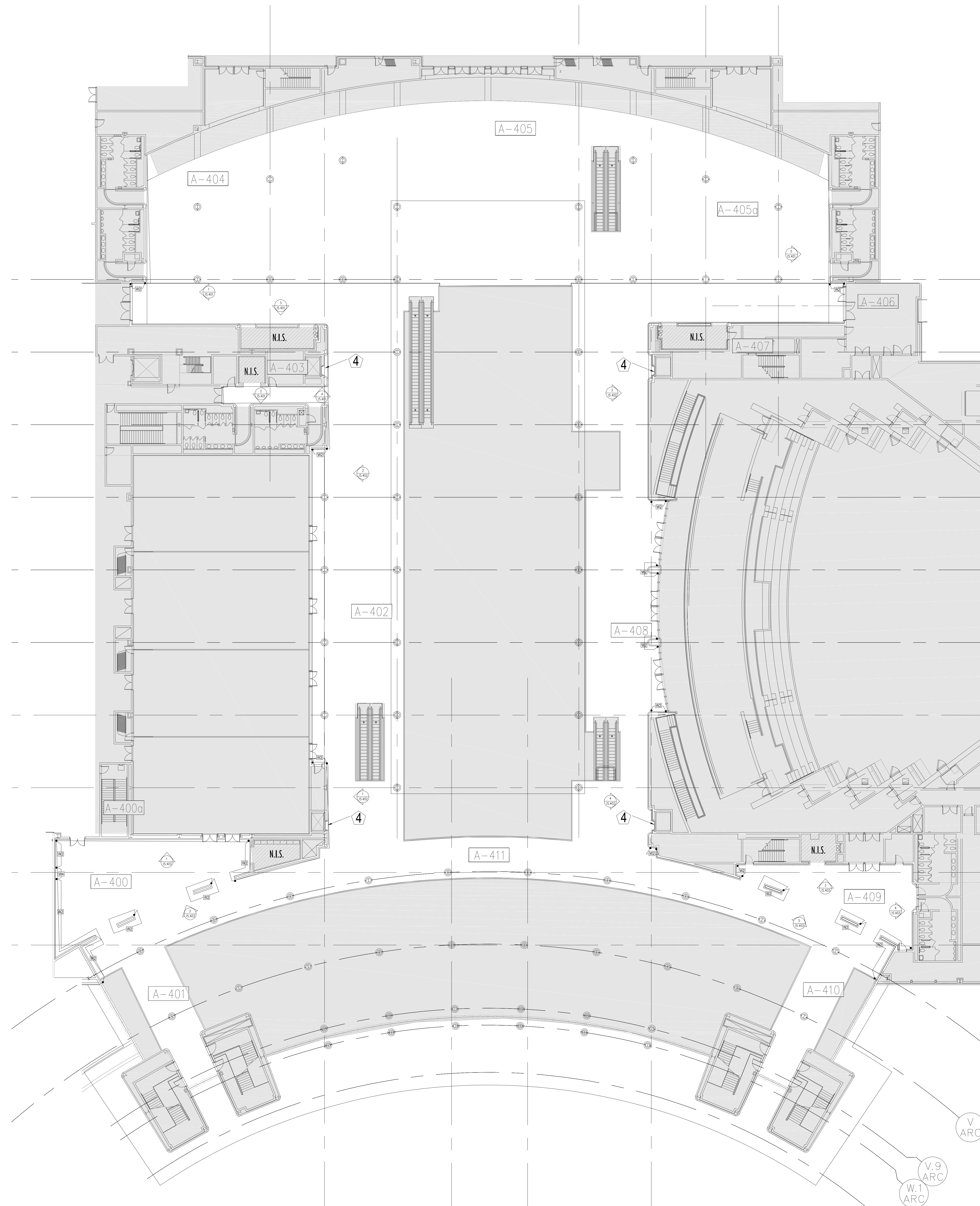
DRAWN BY:
KG
CHECKED BY:
JNK

DRAWING NUMBER

LEVEL 300
AREA E
12.305

This document is not an architectural or engineering study, drawing, specification, or design and is not to be used for construction of any load-bearing columns, load-bearing framing or walls of structures, or issuance of any building permit, except as otherwise provided by law.



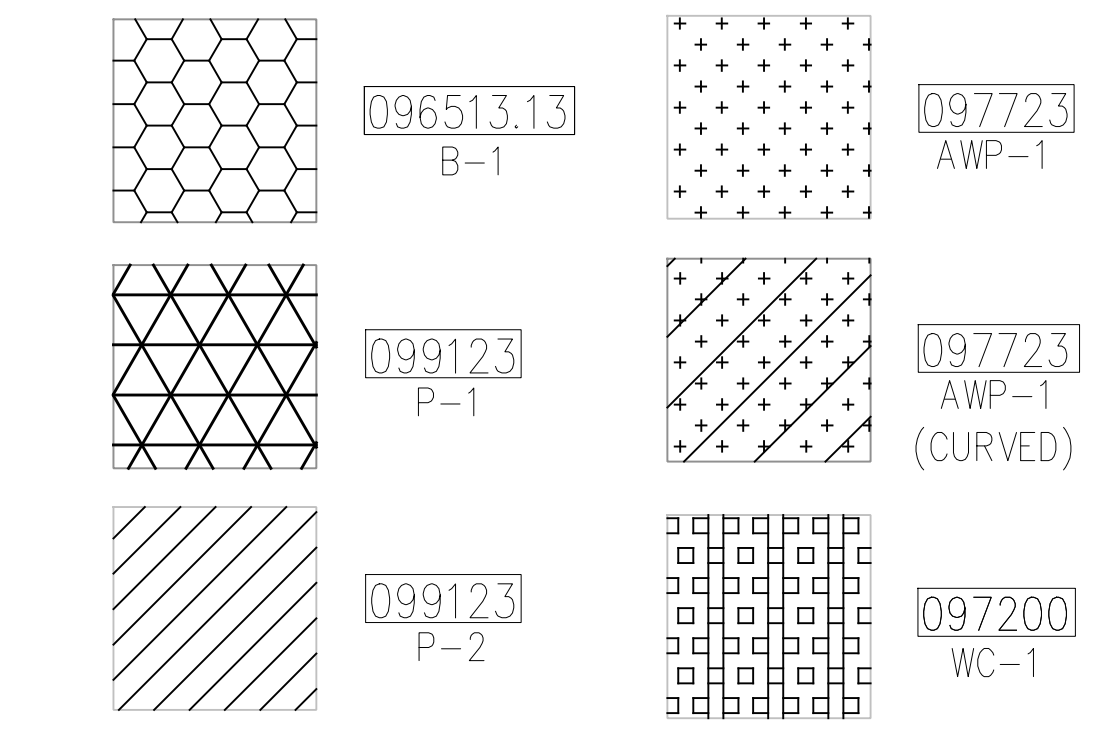


KEY NOTES:

- 097723 FABRIC WRAPPED PANELS
- 099123 INTERIOR PAINTING
- 097200 WALLCOVERING
- 096513.13 RESILIENT BASE

LEGEND:

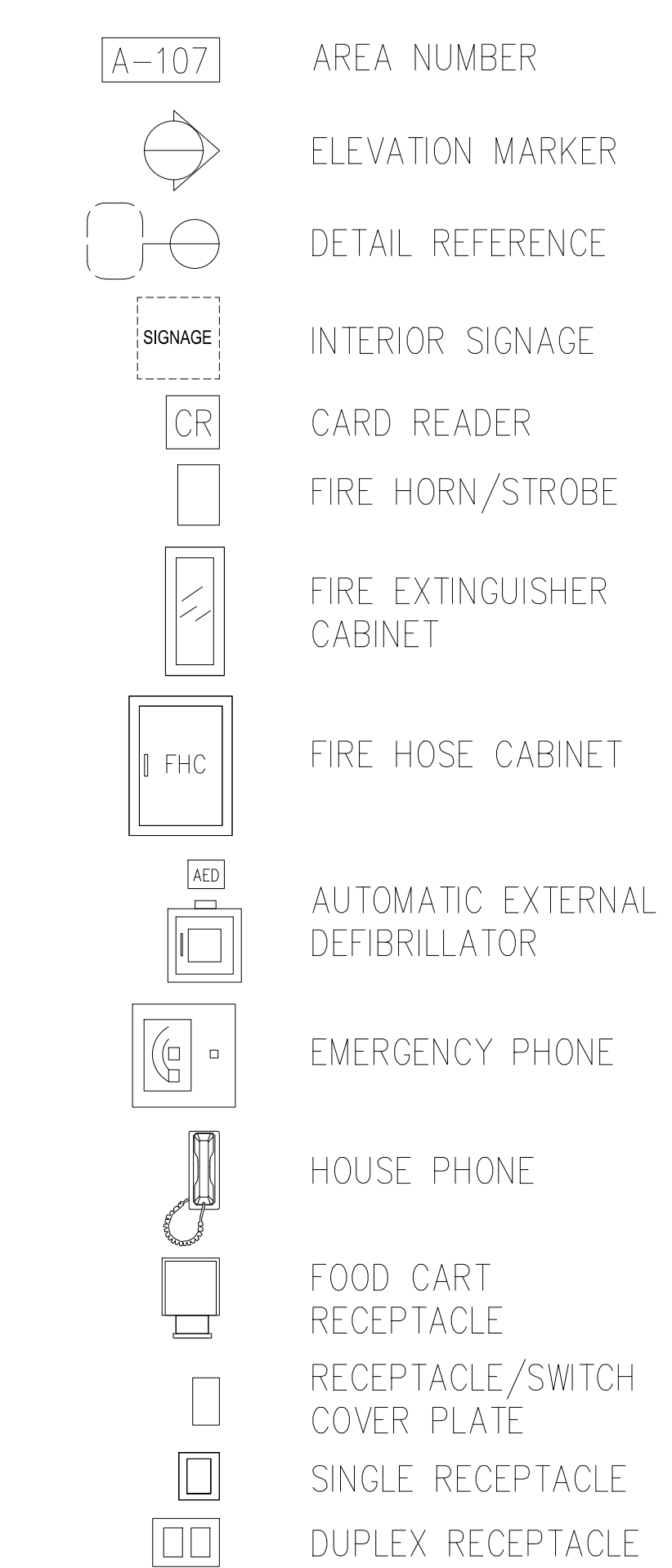
SEE SHEET 18.001 FOR SPECIFICATIONS



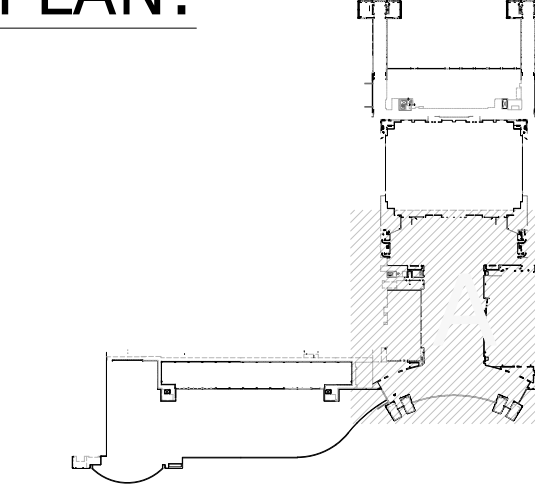
NOTES:

- 1 ALL PANEL DIMENSIONS TO BE FIELD VERIFIED
- 2 PRECAST AROUND ELEVATOR TO RECEIVE NEW PAINT ABOVE AND BELOW REVEAL
- 3 ALL EXISTING SIGNS, DIRECTORIES, AND WALL MOUNTED GRAPHICS AND DISPLAYS SHALL BE REMOVED FOR PANEL REMOVAL, REPLACEMENT AND PAINTING, THEN RE-INSTALLED PER OWNER DIRECTION
- 4 CONTRACTOR SHALL COORDINATE WITH ORANGE COUNTY CONVENTION CENTER STAFF AND ELEVATOR CONTRACTOR FOR WORK AT ELEVATOR CAB SURROUNDS
- 5 CONTRACTOR SHALL REMOVE AND RE-INSTALL ALL WALL MOUNTED DEVICES AND COORDINATE WITH ORANGE COUNTY CONVENTION CENTER FACILITY STAFF
- 6 ALL RESTROOMS THAT HAVE PREVIOUSLY BEEN RENOVATED SHALL RECEIVE PAINT ON EXISTING EXPOSED PRE-CAST BASE
- 7 AREAS INDICATED AS "N.I.S." ARE NOT INCLUDED IN THIS SCOPE OF WORK
- 8 EXISTING MILLWORK TO REMAIN
- 9 CONTRACTOR SHALL REMOVE ALL RECEPTACLE COVER PLATES TO BE REMOVED PRIOR TO PAINTING AND RE-INSTALL UPON COMPLETION
- 10 DEVICES IN WALLS THAT CANNOT BE REMOVED SHALL BE MASKED OFF FOR PAINTING, INCLUDING RAILINGS
- 11 CONTRACTOR SHALL PROVIDE APPROVED "FIRE WATCH" STAFF AT ANY TIME THAT WHEN THE FIRE ALARM SYSTEM IS OFF FOR WORK IN PROGRESS
- 12 PRE-CAST BASE NOT TAGGED HAS EXISTING PAINT AND IS NOT PART OF THIS SCOPE
- 13 SEE SHEET 14.001 FOR WALL AND COLUMN CALL OUTS
- 14 PRE-CAST PLANTERS AND PARTIAL HEIGHT WALLS AT RAMP LOCATIONS TO RECEIVE PAINT ON HORIZONTAL AND VERTICAL SURFACES AS INDICATED
- 15 REMOVE EXISTING ACOUSTICAL FABRIC; SAND, PREP AND PAINT ACCESS PANEL FRONT
- 16 ACOUSTICAL WALL PANEL AT THIS LOCATION EXTENDS BEYOND MILLWORK. CONTRACTOR SHALL REMOVE PANEL AND INSTALL NEW PANEL.

SYMBOL LEGEND:



KEY PLAN:



SEAL

REVISIONS

- 1
- 2
- 3
- 4

PROJECT INFORMATION

PROJECT NUMBER:
75316
DATE:
05/12/2017
SCALE:
1/64" = 1'-0"
ISSUED FOR:
100% CONSTRUCTION DOCUMENTS

DRAWN BY:
KG
CHECKED BY:
JNK

DRAWING NUMBER

LEVEL 400
 AREA A

12.401

This document is not an architectural or engineering study, drawing, specification, or design and is not to be used for construction of any load-bearing columns, load-bearing framing or walls of structures, or issuance of any building permit, except as otherwise provided by law.



PLAN NORTH

4A LEVEL 400 AREA A

1/16" = 1'-0"