

July 16, 2019
BOARD OF COUNTY COMMISSIONERS
ORANGE COUNTY, FLORIDA
Y19-768-RM / ADDENDUM NO. 3
YUCATAN PARK PLAYGROUND COVER
BID OPENING DATE: July 25, 2019

This addendum is hereby incorporated into the bid documents of the project referenced above. The following items are clarifications, corrections, additions, deletions and/or revisions to, and shall take precedence over, the original documents. Underlining indicates additions, deletions are indicated by ~~strikethrough~~.

A. The bid opening date remains July 25, 2019 at 2:00 p.m.

B. Clarifications: please see revised drawing sheets **A01.01** and **A02.02**

C. Questions and Answers:

1. QUESTION: The Pavilion reps that are spec'd on the plans, only one company will be bidding on the project. Do you have another source we can reach out to?

ANSWER: ICON is now represented by Advanced Recreational Concepts, contact Sally Ann Ball, 407-730-1572, no other vendors are authorized.

2. QUESTION: The sidewalk is only remove and replace if you damage it?

ANSWER: Yes, the contractor should plan their routes in and out of the project and price it accordingly, means and methods is the contractor's responsibility.

3. QUESTION: Note 4 and 5 on page A.01.01. If we remove the gates, we can reuse them. But if we remove fence we have to replace please confirm.

ANSWER: The intent of the fencing and gates was to remove and replace. Any damage to them during the construction process would have to be repaired

4. QUESTION: Please confirm that the new black pvc coated chain link fence replacing the current one around the playground will remain a 4' high fence.

ANSWER: Yes, the fence will be 4'-0" black vinyl coated.

5. QUESTION: Trying to match the rubber surface is impossible because of the color fade that has occurred with the old blue one. In the past we've placed a contrasting color to make it look like an intended design ... would Orange County consider this solution?

ANSWER: The revised PIP surface color was intended to be a contrasting color. Contractor shall submit for approval.

6. QUESTION: Could the discrepancy between the structural and architectural be clarified where a 10'6" square concrete pad is shown over the 6'6" sq footer pad is shown. It affects pages A02.02 and S100 and S300.

ANSWER: The structural plans rule on structural matters.

7. QUESTION: Are there any as built plans that could confirm the size of the current footers that we are to remove? I used a probe rod and see that the footers extend past the rubber surface much more than the cross hatch area that we are being asked to remove on the plans page A01.01 show. Basically did someone confirm that the existing footers are in fact as shown in detail 2 of page A09.01 because that's not what we discovered on the one post we probed.

ANSWER: Contractor means & methods to know the project parameters.

D. All other terms and conditions of the IFB remain the same.

The Bidder/Proposer shall acknowledge receipt of this addendum by completing the applicable section in the solicitation or by completion of the acknowledgement information on the addendum. Either form of acknowledgement must be completed and returned not later than the date and time for receipt of the bid or proposal.

Receipt acknowledged by:

Authorized Signature

Date Signed

Title

Name of Firm

46 L

Project Documents for:



Project:
 YUCATAN PLAYGROUND COVER INVEST
 6400 Yucatan Dr.
 Orlando, FL 32807

Issue	Date	Issue Description	By	Check
01	05/30/2018	60% DD REVIEW SET	AA	AA
02	07/17/2018	90% CD REVIEW SET	AA	AA
03	11/09/2018	90% CD REVIEW SET	AA	AA
04	12/28/2018	ISSUED FOR PERMIT	AA	AA

• SPACE PLANNING

Issue	Date	Issue Description	By	Check
01	02/21/2019	ISSUED FOR PERMIT	AA	.
02	04/24/2019	FOR PERMIT (REV.1)	AA	.
03	07/11/2019	ADDENDUM 1	AA	AA

• INTERIOR DESIGN

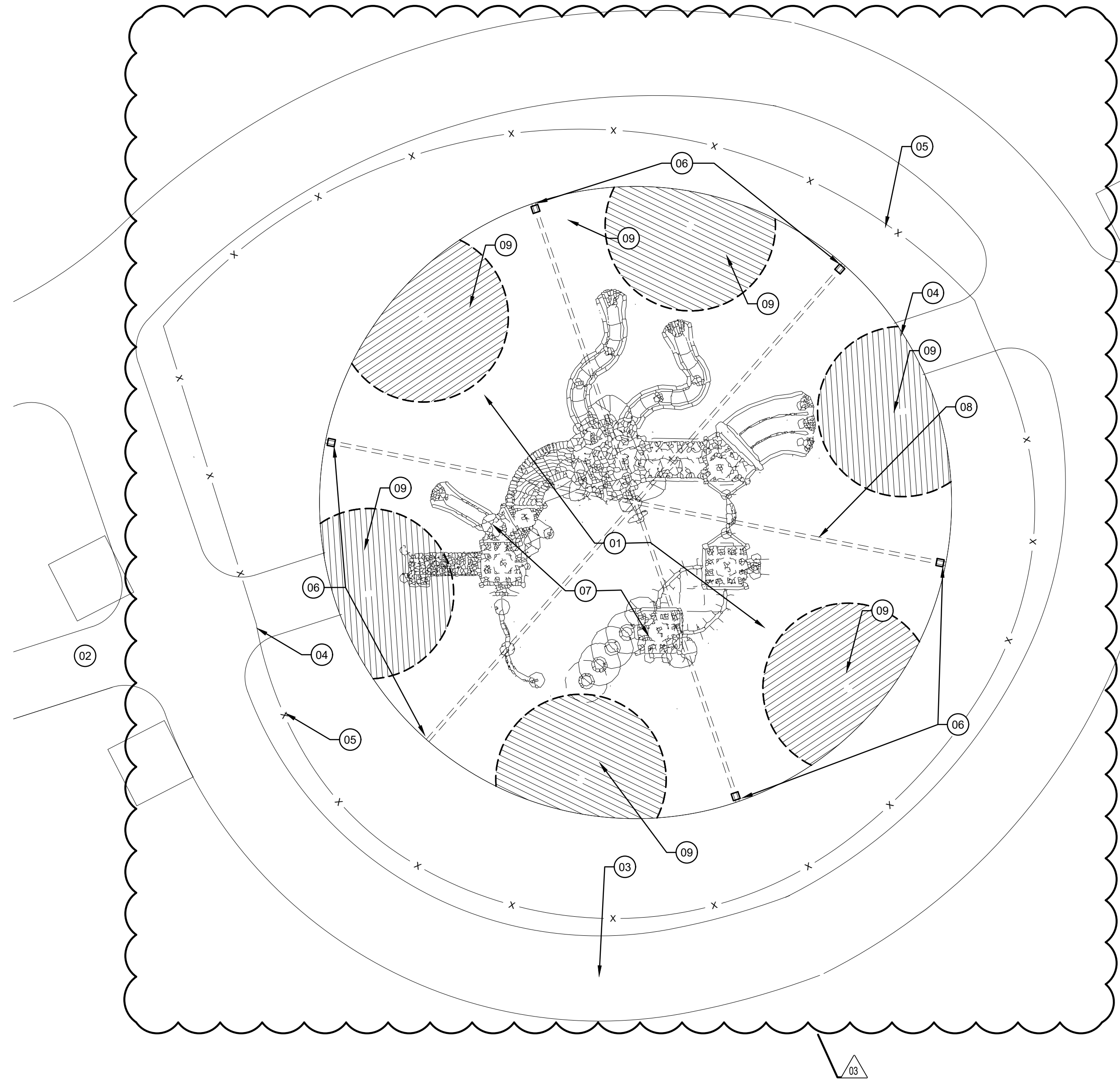
Client Information
 Orange County
 Capital Projects Division
 400 E. SOUTH STREET
 ORLANDO, FL 32801

Project Number	Issue Date
17034	02/21/2019
Drawn By	Project Status
AA	ISSUED FOR PERMIT
Checked By	Scale
AA	AS SHOWN

File Name

Consultant • Seal/Signature

Sheet Title:
 DEMOLITION PLAN



FLOOR PLAN

SCALE: 1/8" = 1'-0"

01

KEY NOTES

- 01 EXISTING SAFETY SURFACE TO REMAIN. GC TO PROTECT DURING CONSTRUCTION.
- 02 EXISTING 6'-0" CONCRETE SIDEWALK
- 03 EXISTING 8'-0" CONCRETE SIDEWALK TO BE REMOVED AND RE-POURED AS REQUIRED TO ACCOMMODATE NEW CONCRETE FOOTINGS. COLOR AND FINISH TO MATCH EXISTING CONCRETE. ALL CONCRETE PANELS SHALL BE REPLACED WITH FULL PANEL DIMENSIONS, JOINT TO JOINT. NO PATCHES OR STRIP PATCHES ARE ALLOWED.
- 04 EXISTING FENCE GATE TO BE REMOVED AND REINSTALLED AS REQUIRED TO ACCOMMODATE THE SITE CONSTRUCTION PROCESS.
- 05 EXISTING FENCE (4'-0" HEIGHT) TO BE REMOVED AND NEW FENCE TO BE INSTALLED AS REQUIRED TO ACCOMMODATE FOOTING EXCAVATION AND CONCRETE POUR.
- 06 EXISTING METAL STRUCTURE TO BE DEMOLISHED. EXISTING COLUMNS TO BE CUT UNDER THE FLOOR LEVEL. CONTRACTOR SHALL PHOTOGRAPH THE DEMOLITION PROCESS OF THIS STRUCTURE FOR THE COMPTROLLER'S OFFICE AS REQUIRED TO ILLUSTRATE COMPLETE DESTRUCTION OF SHADE STRUCTURE.
- 07 EXISTING PLAYGROUND STRUCTURES TO BE PROTECTED DURING CONSTRUCTION.
- 08 EXISTING HEXAGON METAL SHADE STRUCTURE TO BE REMOVED.
- 09 EXISTING POURED IN PLACE. SAFETY SURFACE AND BASE MATERIAL TO BE REMOVED IN ORDER TO ACCOMMODATE THE FOOTING EXCAVATION AND CONSTRUCTION. ALL FOOTING SPOILS SHALL BE REMOVED FROM SITE AT THE CONTRACTOR EXPENSE. SEE DETAILS 02 & 03 ON PAGE A09.01

SHEET NOTES

PRINTED ON: Jul 12, 2019 - 7:39am

A01.01

ISSUED FOR PERMIT
 02/21/2019



Project:
 YUCATAN PLAYGROUND COVER INVEST
 6400 Yucatan Dr.
 Orlando, FL 32807

Issue	Date	Issue Description	By	Check
01	05/30/2018	60% DD REVIEW SET	AA	AA
02	07/17/2018	90% CD REVIEW SET	AA	AA
03	11/09/2018	90% CD REVIEW SET	AA	AA
04	12/28/2018	ISSUED FOR PERMIT	AA	AA

• SPACE PLANNING

Issue	Date	Issue Description	By	Check
01	02/21/2019	ISSUED FOR PERMIT	A.A	
02	04/24/2019	FOR PERMIT (REV.1)	A.A	
03	07/11/2019	ADDENDUM 1	A.A	A.A

• INTERIOR DESIGN

Client Information
 Orange County
 Capital Projects Division
 400 E. SOUTH STREET
 ORLANDO, FL 32801

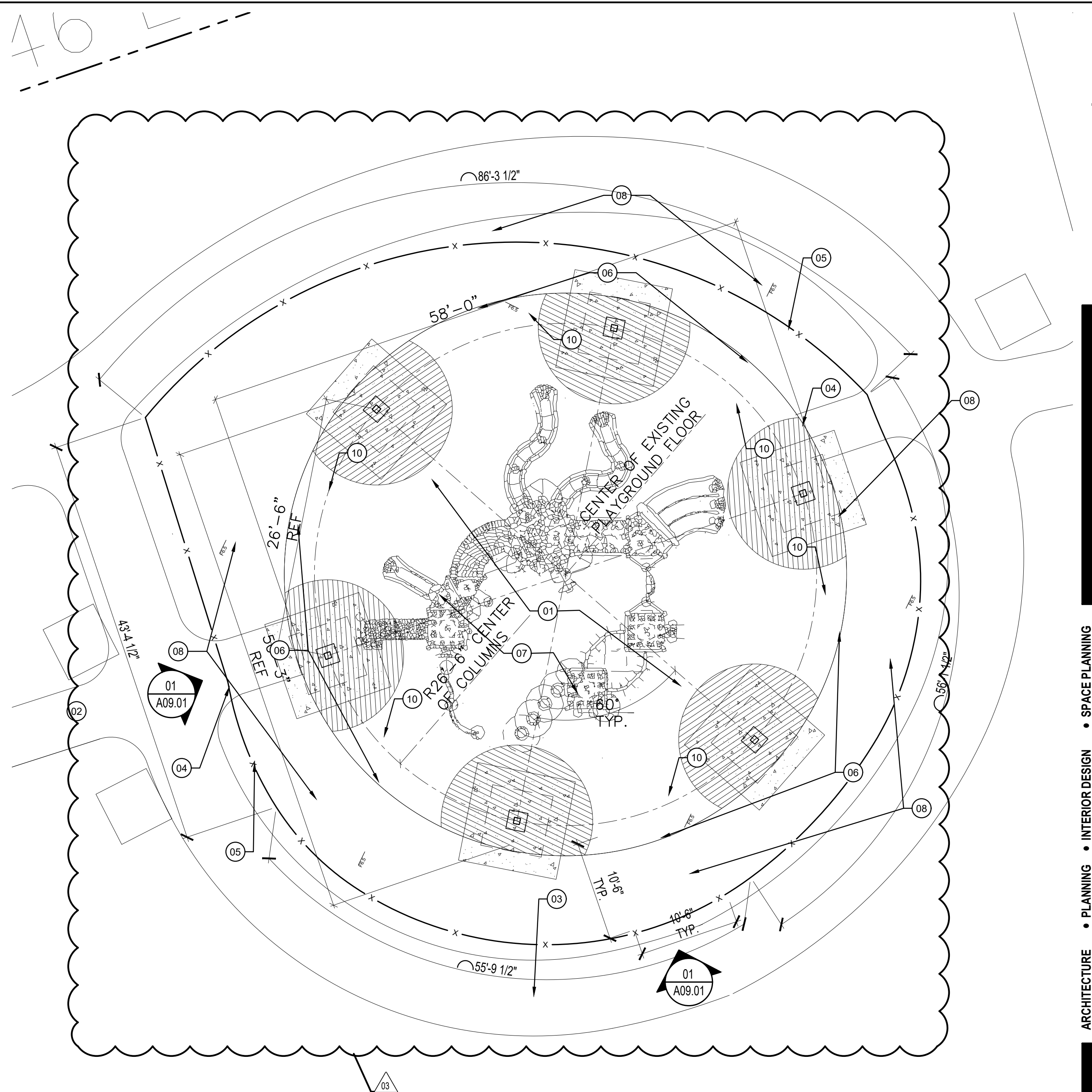
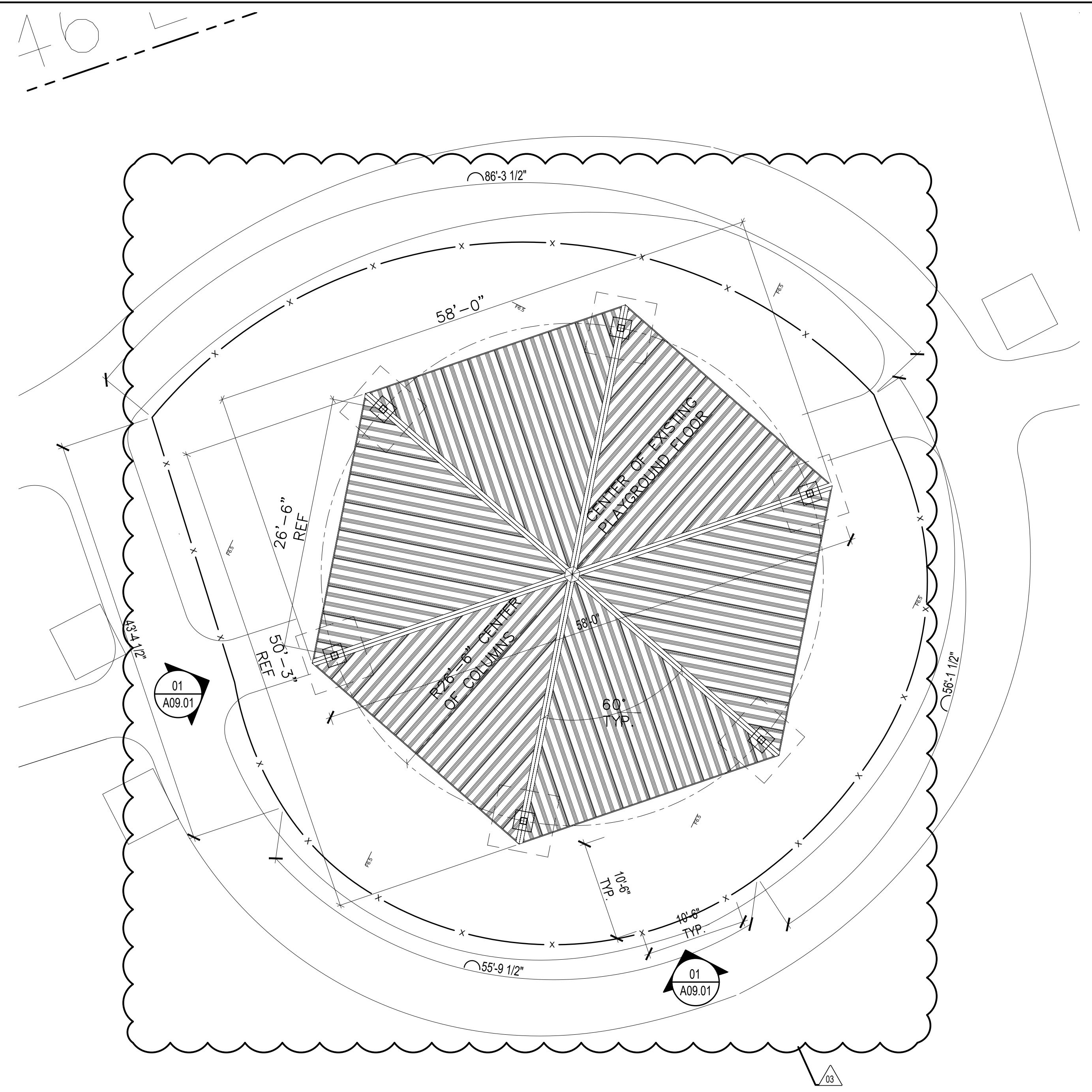
Project Number	Issue Date
17034	02/21/2019
Drawn By	Project Status
AA	ISSUED FOR PERMIT
Checked By	Scale
AA	AS SHOWN

File Name

Consultant • Seal/Signature

Sheet Title:
 FLOOR PLAN

A02.02
 ISSUED FOR PERMIT
 02/21/2019



ROOF PLAN
 SCALE: 1/8" = 1'-0" **02**

KEY NOTES

- 01 EXISTING SAFETY SURFACE TO BE PROTECTED DURING CONSTRUCTION.
- 02 EXISTING 6'-0" CONCRETE SIDEWALK
- 03 EXISTING 8'-0" CONCRETE SIDEWALK TO BE REMOVED AND RE-POURED AS REQUIRED TO ACCOMMODATE PROPOSED CONCRETE FOOTINGS. COLOR AND FINISH TO MATCH EXISTING CONCRETE. ALL CONCRETE PANELS SHALL BE REPLACED WITH FULL PANEL DIMENSIONS, JOINT TO JOINT. NO PATCHES OR STRIP PATCHES ARE ALLOWED.
- 04 NEW FENCE TO BE INSTALLED - BLACK VINYL COATED CHAIN LINK WITH TOP RAIL AND BOTTOM TENSION OR WIRE. GATES LOCATED IN SAME POSITION AS IN PRE-CONSTRUCTION, DEMOLITION CONDITION.
- 05 EXISTING FENCE (4'-0" HEIGHT) TO BE REMOVED AS REQUIRED TO ACCOMMODATE FOOTING EXCAVATION AND CONCRETE POUR.
- 06 PROPOSED SAFETY SURFACE PATCH, 8'-0" RADIUS FROM EDGE OF SURFACE PATH TO MATCH EXISTING MATERIAL AND THICKNESS. PROPOSED PATCH COLOR BLUE. PATCHED SHALL BE EPDM 50/50 BLUE/BLACK MIX. INSTALL BASE AND SAFETY SURFACE PER DETAILS AND SPECIFICATIONS. TO MATCH EXISTING THICKNESS.
- 07 EXISTING PLAYGROUND STRUCTURES TO BE PROTECTED DURING CONSTRUCTION.
- 08 PROPOSED HEXAGONAL SHADE PAVILION, 58 FEET WIDE, GALVALUME STANDING SEAM ROOF WITH YELLOW PINE TONGUE AND GROOVE ROOF DECKING. ROOF DECKING WITH FACTORY CLEAR COAT FINISH PRIOR TO SHIPMENT, TOUCH UP ON SITE BY GC AS REQUIRED. BLACK POWDER COATED STEEL STRUCTURE AND COLUMNS.
- 09 PROPOSED CONCRETE FOOTINGS, REFER TO STRUCTURAL PLANS. REMOVE EXISTING STRUCTURAL FOOTINGS TO ACCOMMODATE THE NEW PAVILION FOOTINGS.
- 10 POURED IN PLACE EPDM SAFETY SURFACE WITH FACE TO MATCH EXISTING. IF AGREGATE NEEDS TO BE USED SHALL BE #89 GRANITE WITH FILTER FABRIC TOP AND BOTTOM. CONTRACTOR SHALL GLUE SEAMS AT EXISTING-NEW SURFACE TRANSITION PER MANUFACTURER RECOMENDATIONS. EDGE AT GRASS TO BE TURN DOWN EDGE. SEE DETAILS ON PAGE A09.01

FLOOR PLAN
 SCALE: 1/8" = 1'-0" **01**

SHEET NOTES

- A. THE PRE ENGINEERED METAL BUILDING SHALL BE DESIGNED AS A COMPLETE SYSTEM. ALL COMPONENTS OF THE SYSTEM SHALL BE SUPPLIED OR SPECIFIED BY THE SAME MANUFACTURER. REFER TO SPECIFICATION.
- B. BASIS OF DESIGN (SHOWN ON PLANS). VENDORS
 1. POLIGON. STRUCTURE HXE, 58', 15' HT. REP. SERVICES. (407) 831-9658. MARY LANGLEY
 2. ICON SHELTER. DOMINICA RECREATION PRODUCTS. (407) 331-0101. PHIL DOMICA
 3. AMERICANA BUILDING PRODUCTS. TOP LINE RECREATION. (800) 921-4509. ERNESTO SANTANA.