



Pine Hills Neighborhood Improvement District

Pine Hills Neighborhood Improvement District (NID) Advisory Council

Virtual Meeting

9AM Wednesday, July 29th, 2020

MEETING AGENDA

Welcome and Introductions – Tim Haberkamp, Chair

- Staff provides instruction for WebEx usage (instructions on page 2 of agenda)
- Welcome new PHNID Board Member Mr. Orley Burey

Public Comment

- All speakers must use “Raise Your Hand” feature to provide public comment
- Public comment is limited to 3 minutes per person

Approval of Minutes

- Adoption of February and March 2020 Minutes

Community Updates

- Safety – OCSO
- Pine Hills NID – Neighborhood Services Division

Old Business

New Business

- Danielle Permenter and Phoebe Fleming from the Orlando Economic Partnership (OEP) to discuss OEP’s efforts to support regional broad based prosperity
- Alan Marshall and Alissa Torres from Orange County Planning, Environmental & Development Services to discuss micro-mobility

Next NID Meeting – September 2nd, 2020

Adjournment

In accordance with the Americans with Disabilities Act (ADA), if any person with a disability as defined by the ADA needs special accommodation to participate in this proceeding, then not later than two business days prior to the proceeding, he or she should contact the Orange County Communications Division at (407) 836-5631. This agenda is subject to change.

Once you have joined the meeting, you will be on mute. To make a comment please utilize the “chat” feature, seen below.

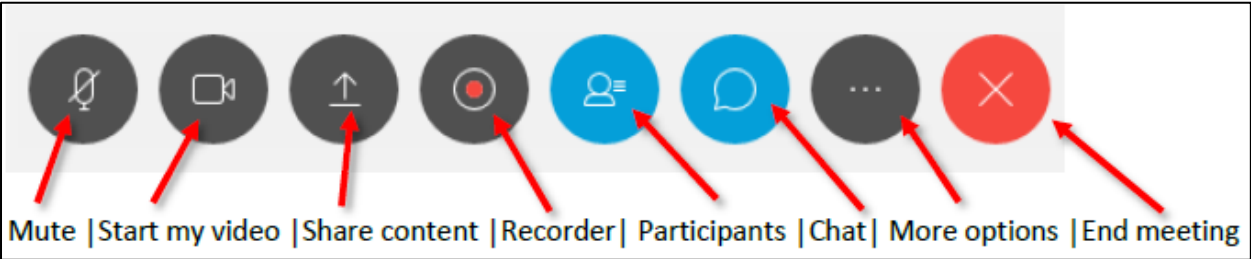


Figure 1: The WebEx dashboard is located at the bottom-center of your computer’s monitor. Using this dashboard you can self-mute your audio, broadcast video using the camera on your computer or mobile device, share your screen, and type messages to the meeting moderator using the chat function

Clicking on the Chat icon will open the Chat Window on the right side of your screen. Type your question or comment in the space indicated and press enter to post your comment. The moderators will read each comment or question aloud.

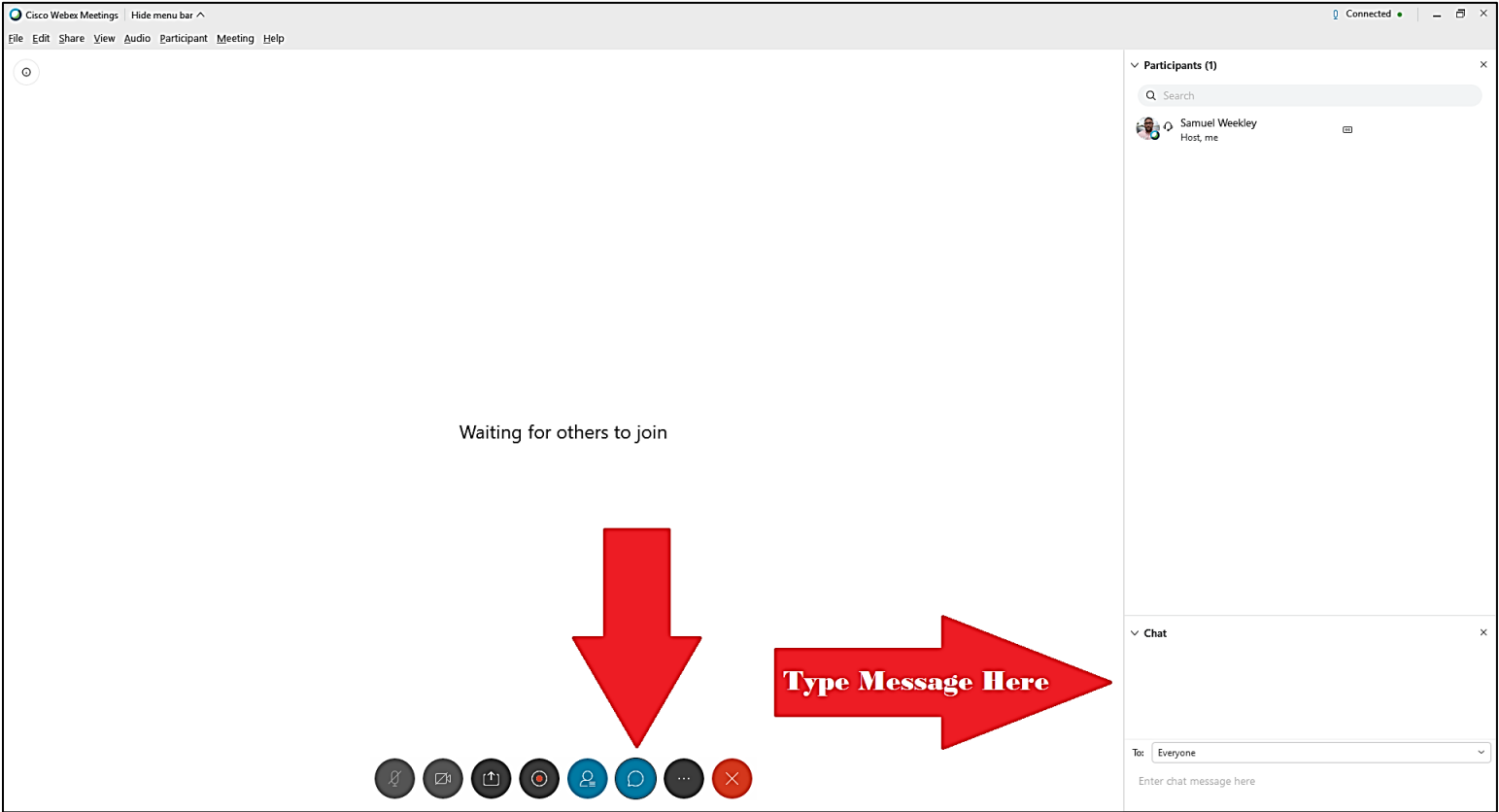


Figure 2: Type your message/public comment in the box above. The moderator will review your question/comment, and read it aloud for the meeting participants

If you would like to speak rather than use the chat feature, please utilize the “raise your hand” feature. Click the raise your hand icon that appears next to your name in the participants’ panel on the right side.

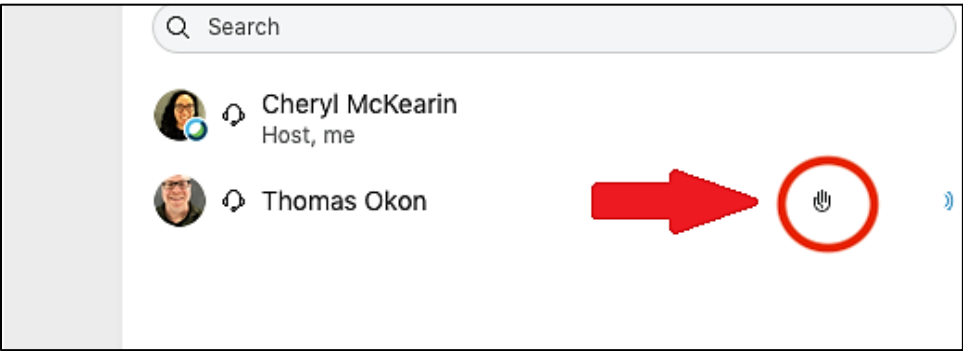


Figure 3: To use the “Raise Your Hand” function navigate your mouse pointer approximately 2 inches to the right from where your name appears and a small hand will appear (seen above). Simply press this hand, and the moderator will know that you have a comment in the chat section, or you would like to provide a verbal comment

The moderator will unmute you once you are recognized, and will mute you again once you have completed your comment.

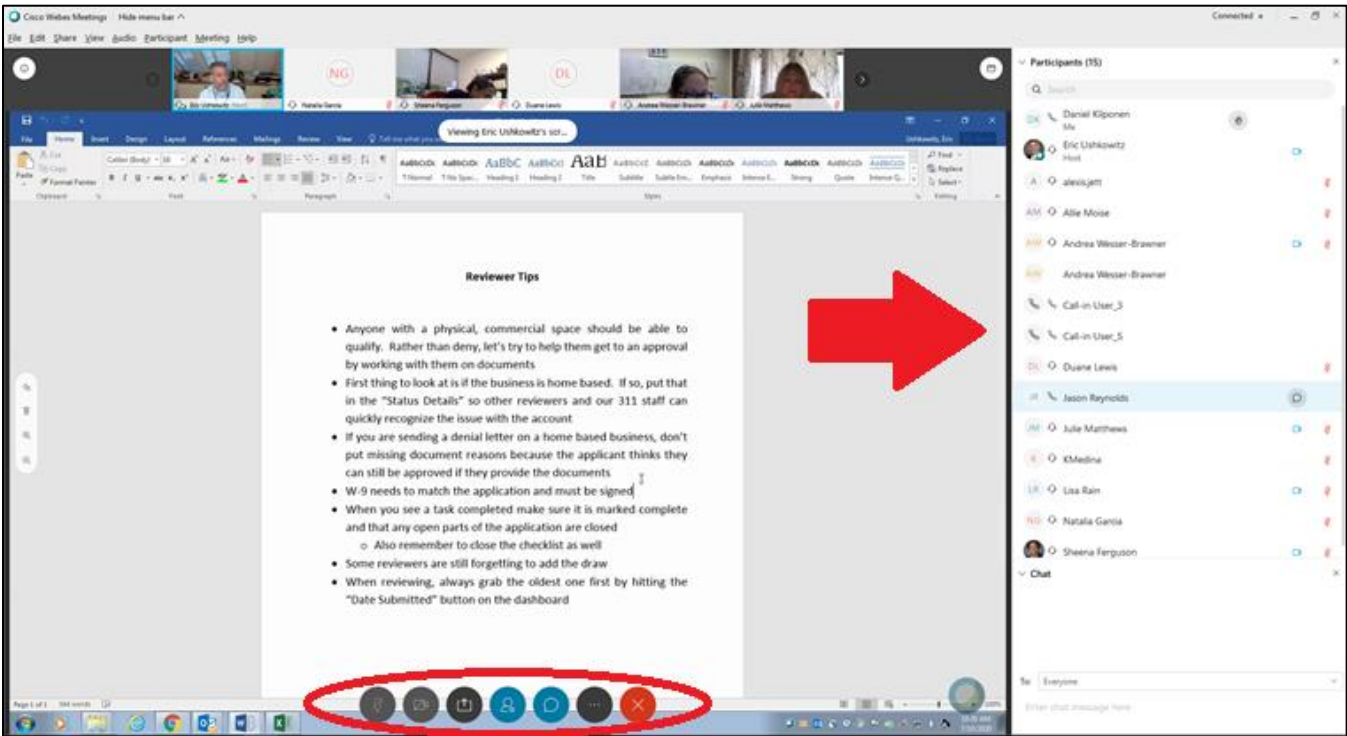


Figure 4: The communication box on the right side of your screen allows you to see who is on the call, and communicate directly with the moderator

If you joined the meeting by telephone and wish to make a comment you can press *3 on your phone's keypad to raise your hand. The moderator will unmute you, and then you will need to unmute yourself when its time for you to ask your question.



Figure 5: Selecting *3 will allow you to raise your hand during the meeting if you are not using the WebEx online platform