

**JULY 5, 2016**  
**BOARD OF COUNTY COMMISSIONERS**  
**ORANGE COUNTY, FLORIDA**  
**Y16-781-MM/ADDENDUM #3**  
**ORANGE COUNTY CONVENTION CENTER – WEST BUILDING**  
**WEST CONCOURSE FLOORING REPLACEMENT**  
**BID OPENING DATE: JULY 12, 2016**

This addendum is intended to be incorporated into the bid documents of the project referenced above. The following items are clarifications, corrections, additions, deletions and/or revisions to and shall take precedence over the original documents. Underlining indicates additions, deletions are indicated by ~~strikethrough~~.

- A. The bid opening date remains July 12, 2016.
- B. Changes to Specifications:

The following specification sections are attached:

- a. Spec Section 000012.0 Vol. 2 TOC West Concourse Flooring Replacement
  - i. Pages 3 & 4, **Addition of drawing sheets I4.002.1, I4.002.2, I4.010.3, I4.010.4 and I4.010.5**
  - ii. Page 2, Division 9-Finishes, 093050.0 Tile Setting Materials and Accessories, **Modified pages to “1-5”.**
- b. Spec Section 093050.0 Tile Setting Material and Accessories
  - i. Page 4, Part 2 – Products, **Added Section 2.5 Finishing and Edge Protection Profiles for Stair Nosing**
- c. Spec Section 093013.0 Ceramic Tiling
  - i. Page 1, Section 1.1 SUMMARY, Sub-Section A, **Addition of CT-1b & CT-3a**
  - ii. Page 4, Section 2.3 FLOOR TILE PRODUCTS, Sub-Section A, **Addition of CT-1b & CT-3a.**
  - iii. Page 4, Section 2.3 FLOOR TILE PRODUCTS, Sub-Section C, **Addition of CT-1b & CT-3a.**
  - iv. Page 8, Section 3.6 INTERIOR CERAMIC TILE INSTALLATION SCHEDULE, Sub-Section A, **Addition of CT-1b and CT-3a.**

- C. Changes to Drawings:

- a. G0.002 – SHEET INDEX AND NOTES
  - i. **Addition of Sheets I4.002.1, I4.002.2, I4.010.3, I4.010.4 and I4.010.5 to sheet index**
- b. I1.001 – LEVEL 100 PHASING PLAN
  - i. **Modified Phase dates**
- c. I1.002 – LEVEL 200 PHASING PLAN
  - i. **Modified Phase dates**

- d. I1.003 – LEVEL 300 PHASING PLAN
  - i. **Modified Phase dates**
- e. I2.101 – LEVEL 100 AREA A
  - i. **Modified all carpet codes to correspond to I8.001.**
  - ii. **Added “call out” for enlarged restroom plan**
  - iii. **Added ACC tags**
  - iv. **Modified carpet to tile transition location**
- f. I2.102 – LEVEL 100 AREA B
  - i. **Modified all carpet codes to correspond to I8.001.**
  - ii. **Added “call out” for enlarged restroom plan**
- g. I2.103 – LEVEL 100 AREA C
  - i. **Modified of all carpet codes to correspond to I8.001.**
  - ii. **Added “call out” for enlarged restroom plan**
- h. I2.104 – LEVEL 100 AREA D
  - i. **Modified all carpet codes to correspond to I8.001.**
  - ii. **Added “call out” for enlarged restroom plan**
  - iii. **Modified ACC tags**
- i. I2.201 – LEVEL 200 AREA A
  - i. **Modified all carpet codes to correspond to I8.001.**
  - ii. **Added additional CPT-36 to back-of-house corridor**
  - iii. **Deleted “existing tile” hatch East side of Concourse**
  - iv. **Added CT-1b and ACC tag to exterior landing**
  - v. **Modified “call out” tags to coordinate with new sheets.**
- j. I2.202 – LEVEL 200 AREA B
  - i. **Modified all carpet codes to correspond to I8.001.**
  - ii. **Added additional CPT-36 to back-of-house corridor**
  - iii. **Deleted “existing tile” hatch East side of Concourse**
- k. I2.203 – LEVEL 200 AREA C
  - i. **Modified all carpet codes to correspond to I8.001.**
  - ii. **Modified General Notes**
- l. I2.204 – LEVEL 200 AREA D
  - i. **Modified all carpet codes to correspond to I8.001.**
  - ii. **Modified General Notes**
  - iii. **Added and deleted ACC tags**
- m. I2.205 – LEVEL 200 AREA E
  - i. **Modified all carpet codes to correspond to I8.001.**
  - ii. **Modified General Notes**
  - iii. **Added ACC tags**
- n. I2.301 – LEVEL 300 AREA A
  - i. **Modified all carpet codes to correspond to I8.001.**
  - ii. **Deleted ACC tag at storage room doors**
  - iii. **Added ACC tags at tile to carpet transition**
- o. I2.302 – LEVEL 300 AREA B
  - i. **Modified all carpet codes to correspond to I8.001.**
  - ii. **Deleted ACC tag at storage room doors**
  - iii. **Added ACC tags at tile to carpet transition**
- p. I2.303 – LEVEL 300 AREA C
  - i. **Modified all carpet codes to correspond to I8.001.**

- ii. Added “call out” for enlarged restroom plan
- iii. Added Note 3, in General Notes section
- iv. Added “align” note
- v. Modified ceramic tile codes to CT-3 and CT-3a
- q. I2.304 – LEVEL 300 AREA D
  - i. Modified all carpet codes to correspond to I8.001.
- r. I2.305 – LEVEL 300 AREA E
  - i. Modified all carpet codes to correspond to I8.001.
- s. I2.401 – LEVEL 400 AREA A
  - i. Modified all carpet codes to correspond to I8.001.
  - ii. Added “call out” for enlarged restroom plan
- t. I4.001 – ENLARGED PLANS CERAMIC TILE
  - i. Added ACC tags at construction joints and material transitions
  - ii. Modified construction joint locations to red for clarity
  - iii. Modified tile carpet transition location to centerline of column
- u. I4.002.1– ENLARGED PLANS CERAMIC TILE
  - i. Added sheet for enlarged detail of exterior tile installation.
- v. I4.002.2 – ENLARGED PLANS CERAMIC TILE
  - i. Added sheet for enlarged detail of exterior tile installation.
- w. I4.004 – ENLARGED PLANS CERAMIC TILE
  - i. Deleted “existing tile” hatch East side of Concourse
- x. I4.005 – ENLARGED PLANS CERAMIC TILE
  - i. Deleted “existing tile” hatch East side of Concourse
  - ii. Modified construction joint locations to red for clarity
- y. I4.006 – ENLARGED PLANS CERAMIC TILE
  - i. Added dimensions on the tile layout.
  - ii. Modified construction joint locations to red for clarity
- z. I4.007 – ENLARGED PLANS CERAMIC TILE
  - i. Added dimensions on the tile layout.
  - ii. Modified construction joint locations to red for clarity
- aa. I4.008 – ENLARGED PLANS CERAMIC TILE
  - i. Added dimensions on the tile layout.
  - ii. Modified construction joint locations to red for clarity
- bb. I4.009 – ENLARGED PLANS CERAMIC TILE
  - i. Added dimensions on the tile layout.
  - ii. Modified construction joint locations to red for clarity
  - iii. Modified ACC tags
- cc. I4.010.01 – ENLARGED PLANS CERAMIC TILE
  - i. Added Note 3 in General Notes
  - ii. Added note regarding alignment of tile to column
- dd. I4.010.02 – ENLARGED PLANS CERAMIC TILE
  - i. Added enlarged detail for ceramic tile “start” location
- ee. I4.010.03 – ENLARGED PLANS CERAMIC TILE
  - i. Added sheet indicating restroom carpet demo, new tile and carpet installation and ACC tags.

- ff. I4.010.04 – ENLARGED PLANS AND DETAILS CERAMIC TILE
  - i. **Added sheet indicating restroom carpet demo, new tile and carpet installation and ACC tags.**
- gg. I4.010.05 – ENLARGED PLANS AND DETAILS CERAMIC TILE
  - i. **Added sheet indicating restroom carpet demo, new tile and carpet installation and ACC tags.**
- hh. I4.011 – ENLARGED PLANS TERRAZZO
  - i. **Modified all carpet codes to correspond to I8.001.**
  - ii. **Deleted “call out” tags around terrazzo steps**
  - iii. **Added section tags to terrazzo step**
  - iv. **Modified Note 2 in General Notes**
- ii. I4.012 – ENLARGED PLANS TERRAZZO
  - i. **Modified all carpet codes to correspond to I8.001.**
  - ii. **Deleted “call out” tags around terrazzo steps**
  - iii. **Added section tags to terrazzo step**
- jj. I4.013 – ENLARGED PLANS AND DETAILS TERRAZZO
  - i. **Deleted “call out” tags around terrazzo steps**
  - iii. **Added section tags to terrazzo steps**
- kk. I8.001 – FINISH SCHEDULES AND DETAILS
  - i. **Added CT-1b and CT-3a to Ceramic Tile Schedule**
  - ii. **Deleted note in Remarks column of CPT-36**
  - iii. **Added ACC codes and details**
  - iv. **Modified Detail #1 to indicate CPT-36**

D. All other terms and conditions of the IFB remain the same.

E. The Proposer shall acknowledge receipt of this addendum by completing the applicable section in the solicitation or by completion of the acknowledgement information on the addendum. Either form of acknowledgement must be completed and returned not later than the date and time for receipt of the proposal.

**Receipt acknowledged by:**

\_\_\_\_\_  
**Authorized Signature**

\_\_\_\_\_  
**Date Signed**

\_\_\_\_\_  
**Title**

\_\_\_\_\_  
**Name of Firm**



# Orange County Convention Center West Concourse Flooring Replacement West Building

## Table of Contents

### Volume 2 – Technical Provisions (Specifications)

#### Division 1 – General Requirements

#### Revisions

011000.0	Summary	1-3
012500.0	Substitution Procedures	1-5
012600.0	Contract Modification Procedures	1-2
012900.0	Payment Procedures	1-4
013100.0	Project Management and Coordination	1-6
013200.0	Construction Progress Documentation	1-6
013233.0	Photographic Documentation	1-2
013300.0	Submittal Procedures	1-8
014000.0	Quality Requirements	1-9
015000.0	Temporary Facilities and Controls	1-4
016000.0	Product Requirements	1-4
017300.0	Execution	1-8
017700.0	Closeout Procedures	1-4
017823.0	Operations and Maintenance Data	1-7
017839.0	Project Record Documents	1-3
018113.0	Sustainable Design Requirements	1-4

#### Division 2 – Existing Conditions

024119.0	Selective Demolition	1-6
----------	----------------------	-----

#### Division 3 – Concrete – N/A

#### Revisions

#### Division 4 – Masonry

**Division 5 – Metals – N/A**

**Division 6 – Wood, Plastics, and Composites – N/A**

**Division 7 – Thermal and Moisture Protection – N/A**

**Division 8 – Openings – N/A**

**Division 9 – Finishes**

093013.0	Ceramic Tiling	1-8
093050.0	Tile Setting Materials and Accessories	<u>1-5</u>
096623.0	Resinous Terrazzo	1-4
096816.0	Sheet Carpeting	1-7

**Division 10 – Specialties – N/A**

**Division 11 – Equipment - N/A**

**Division 12 – Furnishings – N/A**

**Division 14 – Conveying Equipment – N/A**

**Division 21 – Fire Suppression – N/A**

**Division 22 – Plumbing – N/A**

**Division 23 – Mechanical – N/A**

**Division 26 – Electrical – N/A**

**Division 27 – Technologies – N/A**

**Division 28 – Security**

**END OF VOLUME 2 - TECHNICAL PROVISIONS (SPECIFICATIONS)**

## Index of Drawings

### General

I1.00 Cover

### Regulatory – Life Safety – N/A

### Structural – N/A

### Architectural – N/A

### Interior Design

G0.001 Cover Sheet

G0-002 Sheet Index & Notes

I1- 001 Level 100 – Proposed Phasing Plan

I1- 002 Level 200 – Proposed Phasing Plan

I1- 003 Level 300 – Proposed Phasing Plan

I1- 004 Level 400 – Proposed Phasing Plan

I2- 001 Level 100 – Overall Plan

I2- 002 Level 200 – Overall Plan

I2- 003 Level 300 – Overall Plan

I2- 004 Level 400 – Overall Plan

I2- 101 Level 100 – Area A – Finish Plan

I2- 102 Level 100 – Area B – Finish Plan

I2- 103 Level 100 – Area C – Finish Plan

I2- 104 Level 100 – Area D – Finish Plan

I2- 201 Level 200 – Area A – Finish Plan

I2- 202 Level 200 – Area B – Finish Plan

I2- 203 Level 200 – Area C – Finish Plan

I2- 204 Level 200 – Area D – Finish Plan

I2- 205 Level 200 – Area E – Finish Plan

I2- 301 Level 300 – Area A – Finish Plan

I2- 302 Level 300 – Area B – Finish Plan

I2- 303 Level 300 – Area C – Finish Plan

I2- 304 Level 300 – Area D – Finish Plan

I2- 305 Level 300 – Area E – Finish Plan

I2- 401 Level 400 – Area A

I4- 001 Enlarged Plans – Ceramic Tile

~~I4- 002 Enlarged Plans – Ceramic Tile~~

I4- 002.1 Enlarged Plans – Ceramic Tile

I4- 002.2 Enlarged Plans – Ceramic Tile

I4- 005	Enlarged Plans – Ceramic Tile
I4- 006	Enlarged Plans – Ceramic Tile
I4- 007	Enlarged Plans – Ceramic Tile
I4- 008	Enlarged Plans – Ceramic Tile
I4- 009	Enlarged Plans – Ceramic Tile
I4- 010.1	Enlarged Plans – Ceramic Tile
I4- 010.2	Enlarged Plans – Ceramic Tile
<u>I4- 010.3</u>	<u>Enlarged Plans – Ceramic Tile</u>
<u>I4- 010.4</u>	<u>Enlarged Plans – Ceramic Tile</u>
<u>I4- 010.5</u>	<u>Enlarged Plans – Ceramic Tile</u>
I4- 011	Enlarged Plans – Terrazzo
I4- 012	Enlarged Plans – Terrazzo
I4- 013	Enlarged Plans – Terrazzo
I4- 014	Enlarged Plans & Details – Terrazzo
I4- 021	Axminster Carpet – Technical Data
I4- 022	Axminster Carpet - Schedule
I4- 023	Axminster Carpet - Seaming Diagrams
I4- 024	Axminster Carpet - Seaming Diagrams
I4- 025	Axminster Carpet - Seaming Diagrams
I4- 026	Axminster Carpet - Seaming Diagrams
I4- 027	Axminster Carpet - Seaming Diagrams
I4- 028	Axminster Carpet - Seaming Diagrams
I4- 029	Axminster Carpet - Seaming Diagrams
I4- 030	Axminster Carpet - Seaming Diagrams
I4- 031	Axminster Carpet - Seaming Diagrams
I4- 032	Axminster Carpet - Seaming Diagrams
I4- 033	Axminster Carpet - Seaming Diagrams
I4- 034	Axminster Carpet - Seaming Diagrams
I4- 035	Axminster Carpet - Seaming Diagrams
I8- 0001	Finish schedules & Details

**Graphics – N/A**

**Fire Alarm – N/A**

**Fire Protection – N/A**

**Plumbing – N/A**

**Mechanical – N/A**

**Smoke Control Systems – N/A**

**Electrical – N/A**

**Technology – N/A**

**END OF INDEX OF DRAWINGS**

## SECTION 093050.0 – TILE SETTING MATERIALS AND ACCESSORIES

### PART 1 - GENERAL

#### 1.1 SUMMARY

##### A. Section Includes:

1. Edge-protection and transition profiles for floors
2. Movement joint and cove-shaped profiles
3. Uncoupling membrane

##### B. Related Requirements:

1. Section 093013.0 "Ceramic Tiling" for ceramic tile products that are used with setting materials and tile accessories
2. Section 096816.0 "Sheet Carpeting" for carpet products that are used adjacent to tile surfaces

#### 1.2 REFERENCES

- A. General: Definitions in the ANSI A108 series of tile installation standards and in ANSI A137.1 apply to Work of this Section unless otherwise specified.
- B. ANSI A108 Series: ANSI A108.01, ANSI A108.02, ANSI A108.1A, ANSI A108.1B, ANSI A108.1C, ANSI A108.4, ANSI A108.5, ANSI A108.6, ANSI A108.8, ANSI A108.9, ANSI A108.10, ANSI A108.11, ANSI A108.12, ANSI A108.13, ANSI A108.14, ANSI A108.15, ANSI A108.16, and ANSI A108.17, which are contained in its "Specifications for Installation of Ceramic Tile."
- C. Tile Council of North America (TCNA) Handbook for Ceramic Tile Installation.
- D. Face Size: Actual tile size, excluding spacer lugs.

#### 1.3 PREINSTALLATION MEETINGS

- A. Preinstallation Conference: Conduct conference at Project site. Review requirements in ANSI A108.01 for substrates and for preparation by other trades
- B. Meeting agenda includes, but is not limited to:
  1. Finish areas designated by Architect
  2. Surface preparation.
  3. Tile and installation material compatibility.
  4. Edge protection, transition and pre-fabricated movement joint profiles.
  5. Waterproofing techniques.
  6. Crack isolation techniques

#### 1.4 ACTION SUBMITTALS

- A. Product Data: For each type of product, including:
  - 1. Preparation instructions and recommendations
  - 2. Storage and handling requirements and recommendations
  - 3. Installation methods
- B. Shop Drawings: Show locations of each type of accessory or transition strip. Show widths, details, and locations of expansion and construction joints in tile substrates and finished tile surfaces.
- C. Manufacturer's Certificates: Certify products meet or exceed specified requirements.
- D. Samples for Verification:
  - 1. Verification Samples: For each finish product specified, two samples, minimum size 6 inches (150 mm) long, representing actual product, color, and finish.
  - 2. Assembled samples mounted on a rigid panel, with grouted joints, for each type and composition of tile and for each color and finish required. Use grout of type and in color or colors approved for completed Work.

#### 1.5 QUALITY ASSURANCE

- A. Manufacturer Qualifications: Company specializing in manufacturing products specified in this section with minimum ten years experience.
- B. Installer Qualifications: Company specializing in performing the work of this section with minimum five years experience.
- C. Source Limitations for Setting Materials and Accessories: Obtain product of a uniform quality for each application condition from a single manufacturer.
- D. Mock-Up: Provide a mock-up for evaluation of surface preparation techniques and application workmanship.
  - 1. Finish areas designated by Architect.
  - 2. Do not proceed with remaining work until workmanship, color, and sheen are approved by Architect.
  - 3. Refinish mock-up area as required to produce acceptable work.

#### 1.6 DELIVERY, STORAGE, AND HANDLING

- A. Deliver and store packaged materials in original containers with seals unbroken and labels intact until time of use. Comply with requirements in ANSI A137.1 for labeling tile packages.
- B. Store tile and cementitious materials on elevated platforms, under cover, and in a dry location.
- C. Store aggregates where grading and other required characteristics can be maintained and contamination can be avoided.
- D. Store liquid materials in unopened containers and protected from freezing.

## 1.7 FIELD CONDITIONS

- A. Environmental Limitations: Do not install tile until construction in spaces is complete and ambient temperature and humidity conditions are maintained at the levels indicated in referenced standards and manufacturer's written instructions.

## PART 2 - PRODUCTS

### 2.1 MANUFACTURERS

- A. Acceptable Manufacturer: Schluter Systems, L.P., 194 Pleasant Ridge Road, Plattsburgh, NY 12901-5841. ASD. Tel: (800) 472-4588. Fax (800) 477-9783. E-mail:specassist@schluter.com. Web:www.schluter.com.
- B. Manufacturer's for tile setting and accessories listed in this section are the Basis of Design. Contractor shall provide the products listed for an approved equal.

### 2.2 EDGE PROTECTION AND TRANSITION PROFILES FOR FLOORS

- A. Schluter-DECO
  - 1. Description: profile with 1/4 inch (6 mm) wide visible surface and integrated trapezoid-perforated anchoring leg.
  - 2. Anchoring Leg: Provide with straight anchoring leg
  - 3. Material and Finish: AE - Satin Anodized Aluminum
  - 4. Height as required to coordinate with tile selection and setting system selected
- B. Schluter-RENO-RAMP
  - 1. Description: anodized aluminum profile with textured, sloped exposed surface, tapered leading edge, integrated trapezoid-perforated anchoring leg, and integrated grout joint spacer.
  - 2. Height: 3/8 inch (10 mm).
  - 3. Material and Finish: AE - Satin Anodized Aluminum
  - 4. Height as required to coordinate with tile selection and setting system selected
  - 5. Ramp Length: 2-1/2 inch (64 mm) Only available in 3/8 inch (10 mm) and 1/2 inch (12.5 mm) heights.

### 2.3 MOVEMENT JOINTS

- A. Schluter-DILEX-KSN
  - 1. Anchoring Leg Material: Aluminum, height as required with tile selection and setting system selected.
  - 2. Movement Zone Color: SP-Sand Pebble

### 2.4 UNCOUPLING MEMBRANE

- A. Schluter-DITRA



1. Description: 1/8 inch (3 mm) thick, orange, high-density polyethylene membrane with a grid structure of 1/2 inch by 1/2 inch (12 mm by 12 mm) square cavities, each cut back in a dovetail configuration, and a polypropylene anchoring fleece laminated to its underside. Conforms to definition for uncoupling membranes in the Tile Council of North America Handbook for Ceramic Tile Installation and is listed by cUPC to meet or exceed the requirements of the "American national standard specifications for load bearing, bonded, waterproof membranes for thin-set ceramic tile and dimension stone installation A118.10 and is listed by cUPC, and is evaluated by ICC-ES (see Report No. ESR-2467).

## 2.5 FINISHING AND EDGE-PROTECTION PROFILES FOR STAIR NOSING

### A. Schluter-TREP-B

1. Description: Profile with replaceable, ribbed, 2-1/16 inch (52 mm) wide, thermoplastic rubber exposed surface with rounded leading edge, and aluminum support section with integrated trapezoid-perforated anchoring leg.
2. Tread Color:
  - a. G-Grey
    - 1) Height as required to coordinate with the tile selection and setting system selected.
3. Accessories:
  - a. Trep-Tap stair riser trim

## 2.6 SETTING MATERIALS

- A. Installation methods as specified in Section 093013.0 Ceramic Tiling.

## PART 3 - EXECUTION

### 3.1 EXAMINATION

- A. Do not begin installation until substrates have been properly prepared.
- B. If substrate preparation is the responsibility of another installer, notify Owner or unsatisfactory preparation prior to proceeding,

### 3.2 PREPARATION

- A. Clean surfaces thoroughly prior to installation.
- B. Prepare surfaces using the methods recommended by the manufacturer for achieving the best result for the substrate under the project conditions.

### 3.3 INSTALLATION

- A. Install in accordance with the manufacturer's instructions.

3.4 PROTECTION

- A. Protect installed products until completion of project.
- B. Touch-up, repair or replace damaged products prior to Substantial Completion.

END OF SECTION 093050.0

## SECTION 093013.0 - CERAMIC TILING

### PART 1 - GENERAL

#### 1.1 SUMMARY

A. Section Includes:

1. Floor tile identified on Drawings as finish code **CT-1, CT-1a, CT-1b, CT-3 & CT-3a**.  
**Note that CT-1 and CT-1a are Owner Provided Contractor Installed.**
2. Crack isolation membrane **ACC-7**.

B. Related Requirements:

1. Section 093050.0 "Tile Setting Materials and Accessories" for edge protection, transition strips and construction joints in tile surfaces.
2. Section 096816.0 "Sheet Carpeting" for carpet products that are used adjacent to tile surfaces

#### 1.2 DEFINITIONS

- A. General: Definitions in the ANSI A108 series of tile installation standards and in ANSI A137.1 apply to Work of this Section unless otherwise specified.
- B. ANSI A108 Series: ANSI A108.01, ANSI A108.02, ANSI A108.1A, ANSI A108.1B, ANSI A108.1C, ANSI A108.4, ANSI A108.5, ANSI A108.6, ANSI A108.8, ANSI A108.9, ANSI A108.10, ANSI A108.11, ANSI A108.12, ANSI A108.13, ANSI A108.14, ANSI A108.15, ANSI A108.16, and ANSI A108.17, which are contained in its "Specifications for Installation of Ceramic Tile."
- C. Module Size: Actual tile size plus joint width indicated.
- D. Face Size: Actual tile size, excluding spacer lugs.

#### 1.3 PREINSTALLATION MEETINGS

- A. Preinstallation Conference: Conduct conference at Project site. Review requirements in ANSI A108.01 for substrates and for preparation by other trades.

#### 1.4 ACTION SUBMITTALS

- A. Product Data: For each type of product.
- B. Shop Drawings: Show locations of each type of tile and tile pattern. Show widths, details, and locations of expansion and construction joints in tile substrates and finished tile surfaces.
- C. Samples for Initial Selection: For tile, grout, and accessories involving color selection.

D. Samples for Verification:

1. Full-size units of each type and composition of tile and for each color and finish required.
2. Assembled samples mounted on a rigid panel, with grouted joints, for each type and composition of tile and for each color and finish required. Use grout of type and in color or colors approved for completed Work.

1.5 INFORMATIONAL SUBMITTALS

- A. Qualification Data: For Installer.
- B. Master Grade Certificates: For each shipment, type, and composition of tile, signed by tile manufacturer and Installer.
- C. Product Certificates: For each type of product.
- D. Product Test Reports: For tile-setting and -grouting products.

1.6 MAINTENANCE MATERIAL SUBMITTALS

- A. Furnish extra materials that match and are from same production runs as products installed and that are packaged with protective covering for storage and identified with labels describing contents.
  1. Tile and Trim Units: Furnish quantity of full-size units equal to 1-percent of amount installed for each type, color, pattern, and size indicated.

1.7 QUALITY ASSURANCE

- A. Installer Qualifications: Installer's supervisor for Project holds the International Masonry Institute's Foreman Certification.
  1. Installer employs Ceramic Tile Education Foundation Certified Installers or installers recognized by the U.S. Department of Labor as Journeyman Tile Layers.
- B. Mockups: Build mockups to verify selections made under Sample submittals and to demonstrate aesthetic effects and set quality standards for materials and execution.
  1. Build mockup of each type of floor tile installation.
  2. Subject to compliance with requirements, approved mockups may become part of the completed Work if undisturbed at time of Substantial Completion.

1.8 DELIVERY, STORAGE, AND HANDLING

- A. Deliver and store packaged materials in original containers with seals unbroken and labels intact until time of use. Comply with requirements in ANSI A137.1 for labeling tile packages.

- B. Store tile and cementitious materials on elevated platforms, under cover, and in a dry location.
- C. Store aggregates where grading and other required characteristics can be maintained and contamination can be avoided.
- D. Store liquid materials in unopened containers and protected from freezing.

## 1.9 FIELD CONDITIONS

- A. Environmental Limitations: Do not install tile until construction in spaces is complete and ambient temperature and humidity conditions are maintained at the levels indicated in referenced standards and manufacturer's written instructions.

## PART 2 - PRODUCTS

### 2.1 MANUFACTURERS

- A. Source Limitations for Tile: Obtain tile of each type from single source or producer.
  - 1. Obtain tile of each type and color or finish from same production run and of consistent quality in appearance and physical properties for each contiguous area.
- B. Source Limitations for Setting and Grouting Materials: Obtain ingredients of a uniform quality for each mortar, adhesive, and grout component from single manufacturer and each aggregate from single source or producer.
  - 1. Obtain setting and grouting materials, except for unmodified Portland cement and aggregate, from single manufacturer.
  - 2. Obtain transition, uncoupling membranes and movement joint trims from single manufacturer.

### 2.2 PRODUCTS, GENERAL

- A. ANSI Ceramic Tile Standard: Provide tile that complies with ANSI A137.1 for types, compositions, and other characteristics indicated. Provide tile complying with Standard grade requirements unless otherwise indicated.
- B. ANSI Standards for Tile Installation Materials: Provide materials complying with ANSI A108.02, ANSI standards referenced in other Part 2 articles, ANSI standards referenced by TCNA installation methods specified in tile installation schedules, and other requirements specified.
- C. Factory Blending: For tile exhibiting color variations within ranges, blend tile in factory and package so tile units taken from one package show same range in colors as those taken from other packages and match approved Samples.

## 2.3 FLOOR TILE PRODUCTS

- A. Ceramic Tile Types **CT-1**, **CT-1a**, **CT-1b**, **CT-3** and **CT-3a**: Porcelain floor tile.
- B. Source: Provide 'Elegance' product of Ergon in 'Beige'; of sizes that correspond to the finish designation on Drawings as tile finish **CT-1**, **CT-1a** and **CT-1b**. No substitutions allowed.
1. Composition: Porcelain, vitreous or impervious natural clay.
  2. Face Size: As indicated on Drawings.
  3. Face Size Variation: Rectified.
  4. Thickness: Producers standard 0.9 cm.
  5. Face and Finish: Natural face appearance with square or cushion edges as indicated on Drawings.
  6. Tile Color and Pattern: As indicated by manufacturer's designations as selected by Interior Designer.
  7. Grout Color: As selected by Interior Designer from manufacturer's full range.
  8. Tile Base: N/A
- C. Source: Provide 'Mainstreet' product from Crossville in 'Boutique Black'; of sizes that correspond to the finish designation on Drawings as tile finish **CT-3** and **CT-3a**. No substitutions allowed.
1. Composition: Porcelain, vitreous or impervious natural clay.
  2. Face Size: As indicated on Drawings.
  3. Face Size Variation: rectified.
  4. Thickness: Producers standard 0.9 cm.
  5. Face and Finish: Natural face appearance with square or cushion edges as indicated on Drawings.
  6. Tile Color and Pattern: As indicated by manufacturer's designations as selected by Interior Designer.
  7. Grout Color: As selected by Interior Designer from manufacturer's full range.
  8. Tile Base: N/A

## 2.4 WALL TILE PRODUCTS – N/A

## 2.5 TILE BACKING PANELS – N/A

## 2.6 WATERPROOF MEMBRANE - NA

## 2.7 CRACK ISOLATION MEMBRANE – See Section 093050

## 2.8 SETTING MATERIALS

- A. Dry-Set Portland Cement Mortar (Thinset): ANSI A118.1. Un-Modified.

1. For wall applications, provide mortar that complies with requirements for non-sagging mortar in addition to the other requirements in ANSI A118.1.

B. Organic Adhesive: ANSI A136.1, Type I

## 2.9 GROUT MATERIALS

A. Water-Cleanable Epoxy Grout: ANSI A118.3.

## 2.10 MISCELLANEOUS MATERIALS

A. Trowelable Underlayments and Patching Compounds: Portland cement-based formulation provided or approved by manufacturer of tile-setting materials for installations indicated.

B. Vapor-Retarder Membrane: Polyethylene sheeting, ASTM D 4397, 4.0 mils thick.

C. Tile Cleaner: A neutral cleaner capable of removing soil and residue without harming tile and grout surfaces, specifically approved for materials and installations indicated by tile and grout manufacturers.

## 2.11 MIXING MORTARS AND GROUT

A. Mix mortars and grouts to comply with referenced standards and mortar and grout manufacturers' written instructions.

B. Add materials, water, and additives in accurate proportions.

C. Obtain and use type of mixing equipment, mixer speeds, mixing containers, mixing time, and other procedures to produce mortars and grouts of uniform quality with optimum performance characteristics for installations indicated.

## PART 3 - EXECUTION

### 3.1 EXAMINATION

A. Examine substrates, areas, and conditions where tile will be installed, with Installer present, for compliance with requirements for installation tolerances and other conditions affecting performance of the Work.

1. Verify that substrates for setting tile are firm; dry; clean; free of coatings that are incompatible with tile-setting materials, including curing compounds and other substances that contain soap, wax, oil, or silicone; and comply with flatness tolerances required by ANSI A108.01 for installations indicated.

2. Verify that concrete substrates for tile floors installed with thinset mortar comply with surface finish requirements in ANSI A108.01 for installations indicated.

- a. Verify that surfaces that received a steel trowel finish have been mechanically scarified.
  - b. Verify that protrusions, bumps, and ridges have been removed by sanding or grinding.
3. Verify that construction joints in tile substrates are coordinated with tile joint locations, as identified on the plans; if not coordinated, adjust joint locations in consultation with Interior Designer.
- B. Proceed with installation only after unsatisfactory conditions have been corrected.

### 3.2 PREPARATION

- A. Fill cracks, holes, and depressions in concrete substrates for tile floors installed with thinset mortar with trowelable leveling and patching compound specifically recommended by tile-setting material manufacturer.
- B. Blending: For tile exhibiting color variations, verify that tile has been factory blended and packaged so tile units taken from one package show same range of colors as those taken from other packages and match approved Samples. If not factory blended, either return to manufacturer or blend tiles at Project site before installing.
- C. Existing concrete floor shall be scarified to remove all glue and other residue from previous flooring installation.

### 3.3 CERAMIC TILE INSTALLATION

- A. Comply with TCNA's "Handbook for Ceramic, Glass, and Stone Tile Installation" for TCNA installation methods specified in tile installation schedules. Comply with parts of the ANSI A108 series "Specifications for Installation of Ceramic Tile" that are referenced in TCNA installation methods, specified in tile installation schedules, and apply to types of setting and grouting materials used.
  1. For the following installations, follow procedures in the ANSI A108 series of tile installation standards for providing 95 percent mortar coverage:
    - a. Tile floors consisting of tiles 8 by 8 inches or larger.
    - b. Tile floors consisting of rib-backed tiles.
- B. Extend tile work into recesses and under or behind equipment and fixtures to form complete covering without interruptions unless otherwise indicated. Terminate work neatly at obstructions, edges, and corners without disrupting pattern or joint alignments.
- C. Accurately form intersections and returns. Perform cutting and drilling of tile without marring visible surfaces. Carefully grind cut edges of tile abutting trim, finish, or built-in items for straight aligned joints. Fit tile closely to electrical outlets, piping, fixtures, and other penetrations so plates, collars, or covers overlap tile.
- D. Provide tile accessory trim shapes where indicated to eliminate and protect exposed tile edges.



- E. Jointing Pattern: Lay tile in grid pattern unless otherwise indicated. Lay out tile work and center tile fields in both directions in each space or on each wall area. Lay out tile work to minimize the use of pieces that are less than half of a tile. Provide uniform joint widths unless otherwise indicated.
- F. Joint Widths: Unless otherwise indicated, install tile with the following joint widths:
  - 1. Floor Tile: 1/8 inch unless otherwise indicated.
  - 2. Wall Tile: N/A.
- G. Movement Joints: Provide movement joints, including control, contraction, and isolation joints, where indicated. Form joints during installation of setting materials, movement joint trims, uncoupling membrane and tile. Do not saw-cut joints after installing tiles. Do not install tile over expansion joints.
  - 1. Movement joints saw cut into the substrate shall be honored through the tile at their exact location with the use of the movement joint trim at the grout line as shown on the construction documents.
  - 2. Movement joints saw cut into the substrate that do not align with tile grout line shall be honored at the next closest grout line with the use of the movement joint trim and the uncoupling membrane.

### 3.4 ADJUSTING AND CLEANING

- A. Remove and replace tile that is damaged or that does not match adjoining tile. Provide new matching units, installed as specified and in a manner to eliminate evidence of replacement.
- B. Cleaning: On completion of placement and grouting, clean all ceramic tile surfaces so they are free of foreign matter.
  - 1. Remove grout residue from tile as soon as possible.
  - 2. Clean grout smears and haze from tile according to tile and grout manufacturer's written instructions but no sooner than 10 days after installation. Use only cleaners recommended by tile and grout manufacturers and only after determining that cleaners are safe to use by testing on samples of tile and other surfaces to be cleaned. Protect metal surfaces and plumbing fixtures from effects of cleaning. Flush surfaces with clean water before and after cleaning.

### 3.5 PROTECTION

- A. Protect installed tile work with kraft paper or other heavy covering during construction period to prevent staining, damage, and wear. If recommended by tile manufacturer, apply coat of neutral protective cleaner to completed tile walls and floors.
- B. Prohibit foot and wheel traffic from tiled floors for at least seven days after grouting is completed.
- C. Before final inspection, remove protective coverings and rinse neutral protective cleaner from tile surfaces.

3.6 INTERIOR CERAMIC TILE INSTALLATION SCHEDULE

A. Interior Floor Installations, Concrete Subfloor:

1. Ceramic Tile Installation: TCNA F114 and ANSI A108.1A; Unmodified Portland Cement (thinset), epoxy grout.
  - a. Ceramic Tile Type: **CT-1, CT-1a, CT-1b, CT-3 and CT-3a.**
  - b. Bond Coat for Cured-Bed Method: Portland cement mortar.
  - c. Grout: Water-cleanable epoxy grout.

B. Interior Wall Installations, Masonry or Concrete: **N/A**

C. Interior Wall Installations, Metal Studs or Furring: **N/A**

END OF SECTION 093013.0

**DRAWING SHEET INDEX**

SHEET NO.	SHEET NAME	LASTEST DATE	ISSUED FOR	COMMENTS
<b>GENERAL</b>				
GO.001	COVER SHEET			
GO.002	SHEET INDEX & NOTES			
<b>INTERIORS</b>				
I1.001	LEVEL 100 - PROPOSED PHASING PLAN			
I1.002	LEVEL 200 - PROPOSED PHASING PLAN			
I1.003	LEVEL 300 - PROPOSED PHASING PLAN			
I1.004	LEVEL 400 - PROPOSED PHASING PLAN			
I2.001	LEVEL 100 - OVERALL PLAN			
I2.002	LEVEL 200 - OVERALL PLAN			
I2.003	LEVEL 300 - OVERALL PLAN			
I2.004	LEVEL 400 - OVERALL PLAN			
I2.101	LEVEL 100 - AREA A			
I2.102	LEVEL 100 - AREA B			
I2.103	LEVEL 100 - AREA C			
I2.104	LEVEL 100 - AREA D			
I2.201	LEVEL 200 - AREA A			
I2.202	LEVEL 200 - AREA B			
I2.203	LEVEL 200 - AREA C			
I2.204	LEVEL 200 - AREA D			
I2.205	LEVEL 200 - AREA E			
I2.301	LEVEL 300 - AREA A			
I2.302	LEVEL 300 - AREA B			
I2.303	LEVEL 300 - AREA C			
I2.304	LEVEL 300 - AREA D			
I2.305	LEVEL 300 - AREA E			
I2.401	LEVEL 400 - AREA A			
I4.001	ENLARGED PLANS - CERAMIC TILE			
I4.002.1	ENLARGED PLANS - CERAMIC TILE			
I4.002.2	ENLARGED PLANS - CERAMIC TILE			
I4.003	ENLARGED PLANS - CERAMIC TILE			
I4.004	ENLARGED PLANS - CERAMIC TILE			
I4.005	ENLARGED PLANS - CERAMIC TILE			
I4.006	ENLARGED PLANS - CERAMIC TILE			
I4.007	ENLARGED PLANS - CERAMIC TILE			
I4.008	ENLARGED PLANS - CERAMIC TILE			
I4.009	ENLARGED PLANS - CERAMIC TILE			
I4.010.1	ENLARGED PLANS - CERAMIC TILE			
I4.010.2	ENLARGED PLANS & DETAILS - CERAMIC TILE			
I4.010.3	ENLARGED PLANS & DETAILS - CERAMIC TILE			
I4.010.4	ENLARGED PLANS & DETAILS - CERAMIC TILE			
I4.010.5	ENLARGED PLANS & DETAILS - CERAMIC TILE			
I4.011	ENLARGED PLANS - TERRAZZO			
I4.012	ENLARGED PLANS - TERRAZZO			
I4.013	ENLARGED PLANS & DETAILS - TERRAZZO			
I4.021	SEAMING DIAGRAMS			
I4.022	SEAMING DIAGRAMS			
I4.023	SEAMING DIAGRAMS			
I4.024	SEAMING DIAGRAMS			
I8.001	FINISH SCHEDULES & DETAILS			



**PARTNERS**

205 East Central Blvd.  
Orlando, FL 32801  
Phone 407.644.2445  
Fax 407.644.0445  
www.tjngpartners.com

18 0001073

**ORANGE COUNTY CONVENTION CENTER**

**WEST CONCOURSE FLOORING REPLACEMENT  
SHEET INDEX AND NOTES**

SEAL

**REVISIONS**

- 1. 7/05/16 ADDENDUM #3
- 2.
- 3.
- 4.

**PROJECT INFORMATION**

**PROJECT NUMBER:**  
69715  
**DATE:**  
06/02/2016  
**SCALE:**  
1/64" = 1'-0"  
**ISSUED FOR:**  
100% CONSTRUCTION DOCUMENTS

**DRAWN BY:**  
CM  
**CHECKED BY:**  
JNK

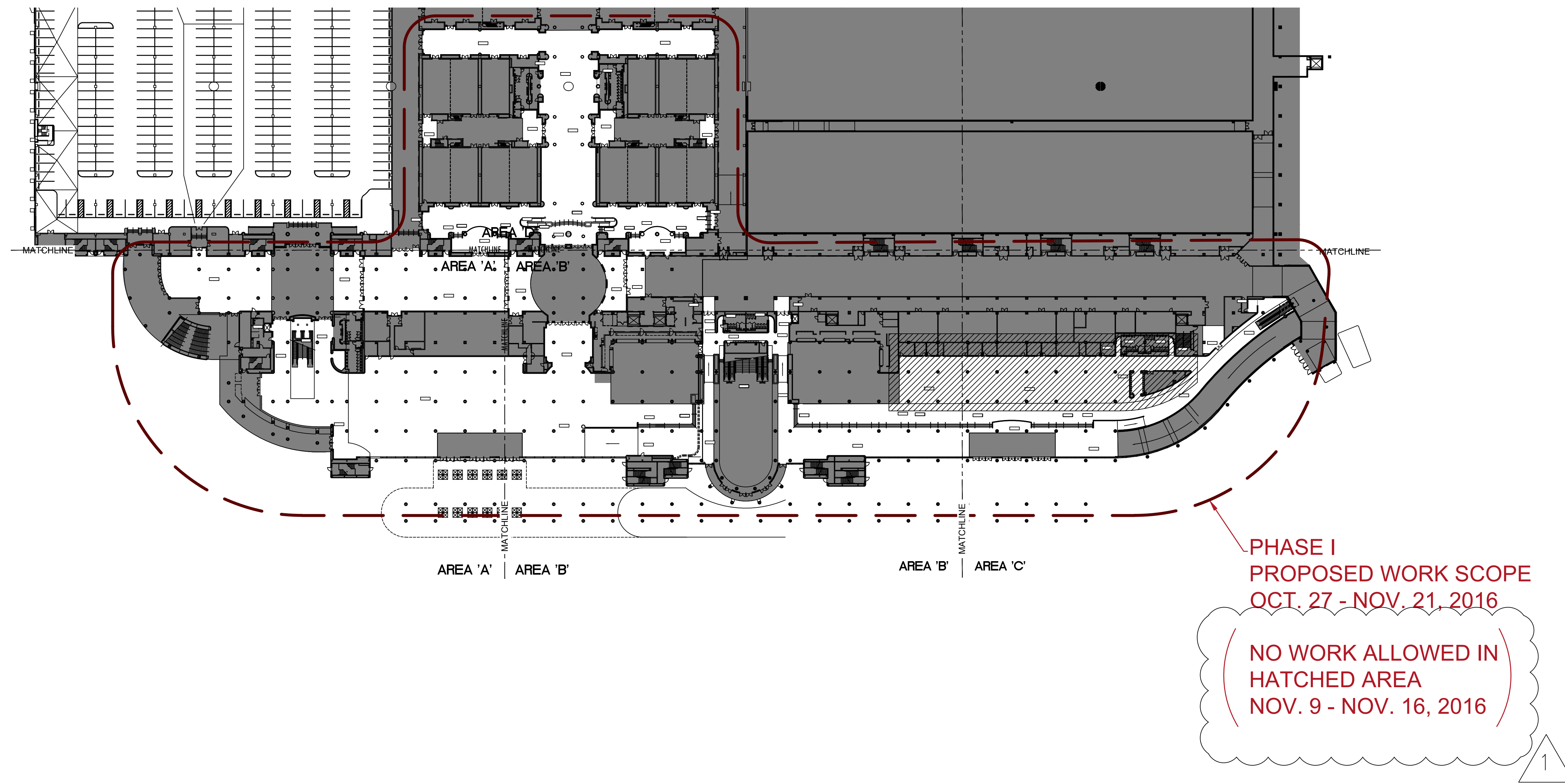
**DRAWING NUMBER**

**SHEET INDEX &  
NOTES  
G0.002**

This document is not an architectural or engineering drawing, specification, or design and is not to be used for construction of any load-bearing columns, load-bearing framing or walls of structures, or issuance of any building permits, except as otherwise provided by law.

**ORANGE COUNTY CONVENTION CENTER**

**WEST CONCOURSE FLOORING REPLACEMENT  
 LEVEL 100 - OVERALL PLAN**



SEAL

**REVISIONS**

- 1 7/05/16 ADDENDUM #3
- 2
- 3
- 4

**PROJECT INFORMATION**

**PROJECT NUMBER:**  
 69715  
**DATE:**  
 06/02/2016  
**SCALE:**  
 1/64" = 1'-0"  
**ISSUED FOR:**  
 100% CONSTRUCTION DOCUMENTS

**DRAWN BY:**  
 KG  
**CHECKED BY:**  
 JNK

DRAWING NUMBER

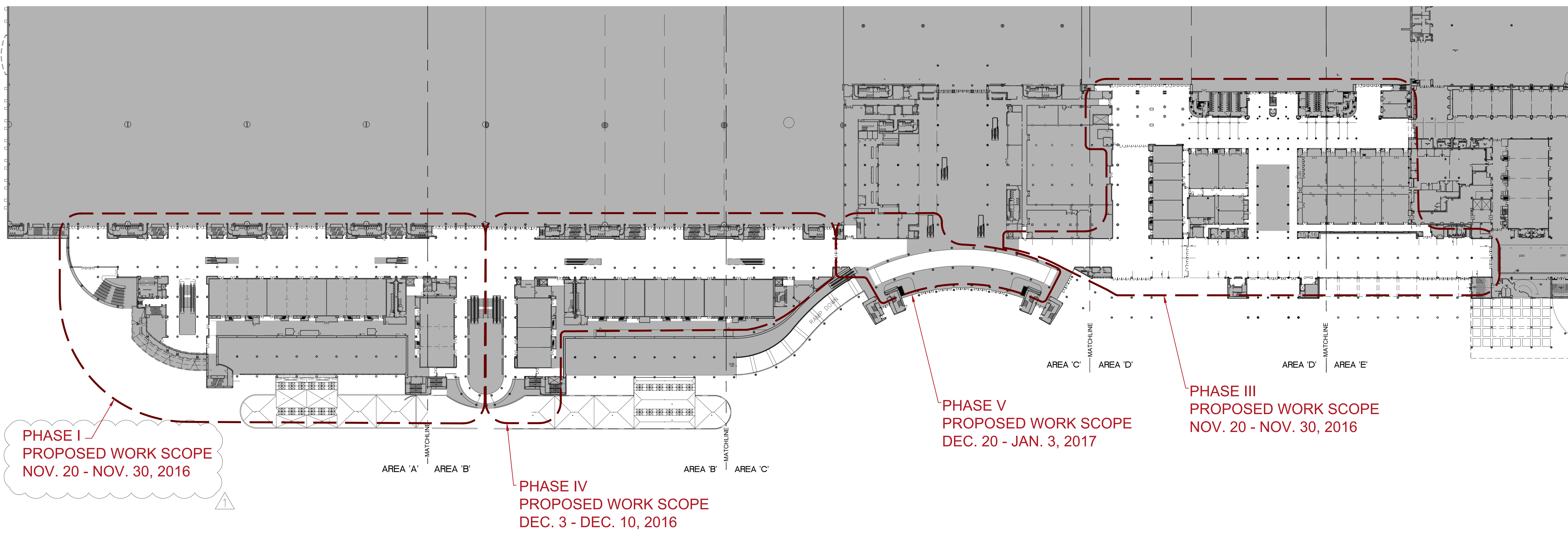
LEVEL 100  
 PHASING PLAN  
**11.001**

This document is not an architectural or engineering study, drawing, specification, or design and is not to be used for construction of any load-bearing columns, load-bearing framing or walls of structures, or issuance of any building permit, except as otherwise provided by law.



**ORANGE COUNTY CONVENTION CENTER**

**WEST CONCOURSE FLOORING REPLACEMENT  
 LEVEL 200 - OVERALL PLAN**



**PHASE I  
 PROPOSED WORK SCOPE  
 NOV. 20 - NOV. 30, 2016**

**PHASE IV  
 PROPOSED WORK SCOPE  
 DEC. 3 - DEC. 10, 2016**

**PHASE V  
 PROPOSED WORK SCOPE  
 DEC. 20 - JAN. 3, 2017**

**PHASE III  
 PROPOSED WORK SCOPE  
 NOV. 20 - NOV. 30, 2016**

SEAL

REVISIONS

- 1. 7/05/16 ADDENDUM #3
- 2.
- 3.
- 4.

PROJECT INFORMATION

**PROJECT NUMBER:**  
 69715  
**DATE:**  
 06/02/2016  
**SCALE:**  
 1/64" = 1'-0"  
**ISSUED FOR:**  
 100% CONSTRUCTION  
 DOCUMENTS

**DRAWN BY:**  
 KG  
**CHECKED BY:**  
 JNK

DRAWING NUMBER

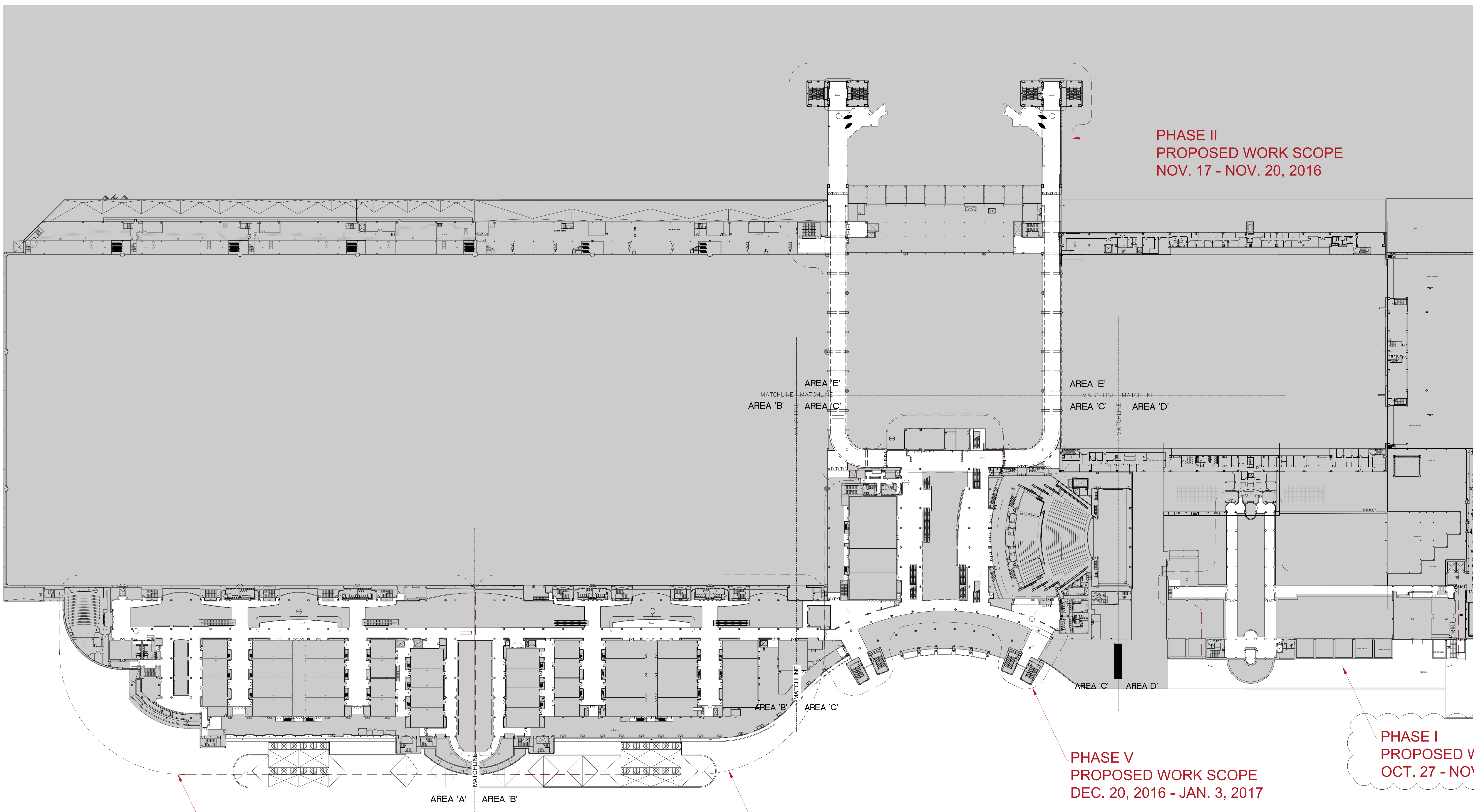
**LEVEL 200 -  
 PHASING PLAN  
 11.002**

This document is not an architectural or engineering study, drawing, specification, or design and is not to be used for construction of any load-bearing columns, load-bearing framing or walls of structures, or issuance of any building permit, except as otherwise provided by law.



**ORANGE COUNTY CONVENTION CENTER**

**WEST CONCOURSE FLOORING REPLACEMENT  
 LEVEL 300 - OVERALL PLAN**



**PHASE II  
 PROPOSED WORK SCOPE  
 NOV. 17 - NOV. 20, 2016**

**PHASE I  
 PROPOSED WORK SCOPE  
 OCT. 27 - NOV. 21, 2016**

**PHASE V  
 PROPOSED WORK SCOPE  
 DEC. 20, 2016 - JAN. 3, 2017**

**PHASE IV  
 PROPOSED WORK SCOPE  
 DEC. 3 - DEC. 10, 2016**

**PHASE V  
 PROPOSED WORK SCOPE  
 DEC. 20, 2016 - JAN. 3, 2017**

SEAL

REVISIONS

- 1 7/05/16 ADDENDUM #3
- 2
- 3
- 4

PROJECT INFORMATION

**PROJECT NUMBER:**  
 69715  
**DATE:**  
 06/02/2016  
**SCALE:**  
 1/84" = 1'-0"  
**ISSUED FOR:**  
 100% CONSTRUCTION DOCUMENTS

**DRAWN BY:**  
 KG  
**CHECKED BY:**  
 JNK

DRAWING NUMBER

LEVEL 300  
 PHASING PLAN  
**11.003**

This document is not an architectural or engineering study, drawing, specification, or design and is not to be used for construction of any load-bearing columns, load-bearing framing or walls of structures, or issuance of any building permit, except as otherwise provided by law.




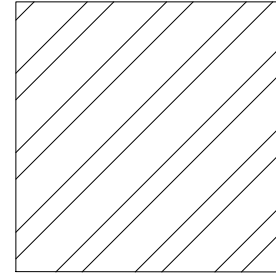

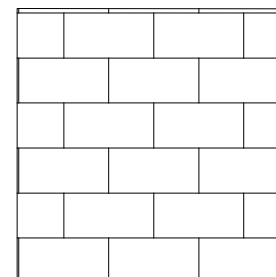

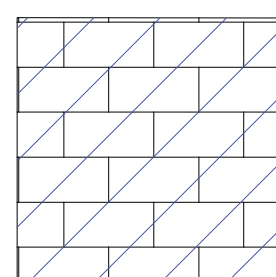
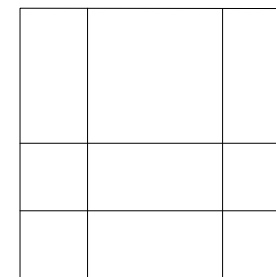
**ORANGE COUNTY CONVENTION CENTER**

**WEST CONCOURSE FLOORING REPLACEMENT  
LEVEL 100 - AREA A**

**KEY NOTES:**

- 093013 CERAMIC TILING
  - 096623 RESINOUS TERRAZZO
  - 096816 SHEET CARPET
- SEE SPECIFICATIONS FOR DETAILS


**FINISH LEGEND:**

-  CPT
-  CPT
-  TZ
-  CT
-  NOT IN SCOPE
-  EXISTING CERAMIC TILE TO REMAIN
-  CT - RESTROOMS

**GENERAL NOTES:**

1. WHEN FLOORING SYMBOLS ARE FOLLOWED BY NUMBERS, REFER TO SHEET 18.001, FINISH SCHEDULES AND DETAILS, CODE SCHEDULES FOR: CERAMIC TILE, CARPET AND ACCESSORIES FOR TYPE OF FLOORING OR PRODUCT TO BE USED IN THOSE AREAS
2. NOTE LOCATION OF ALL CONSTRUCTION JOINTS ON ENLARGED PLANS

**SEAL**



**REVISIONS**

- 1 7/05/16 ADDENDUM #3
- 2
- 3
- 4

**PROJECT INFORMATION**

**PROJECT NUMBER:**  
69715  
**DATE:**  
06/02/2016  
**SCALE:**  
1/16" = 1'-0"  
**ISSUED FOR:**  
100% CONSTRUCTION DOCUMENTS

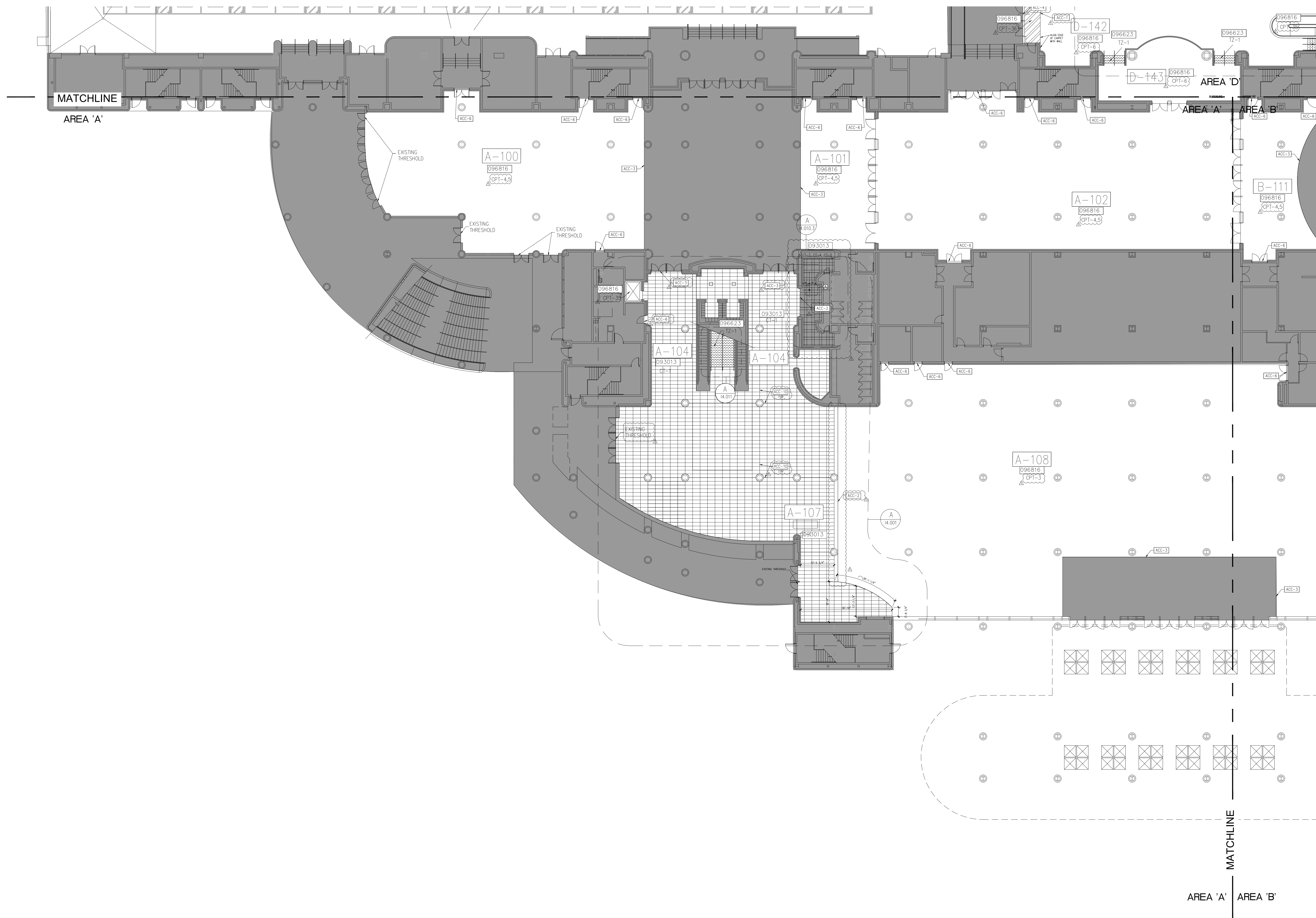
**DRAWN BY:**  
KG  
**CHECKED BY:**  
JNK

**DRAWING NUMBER**

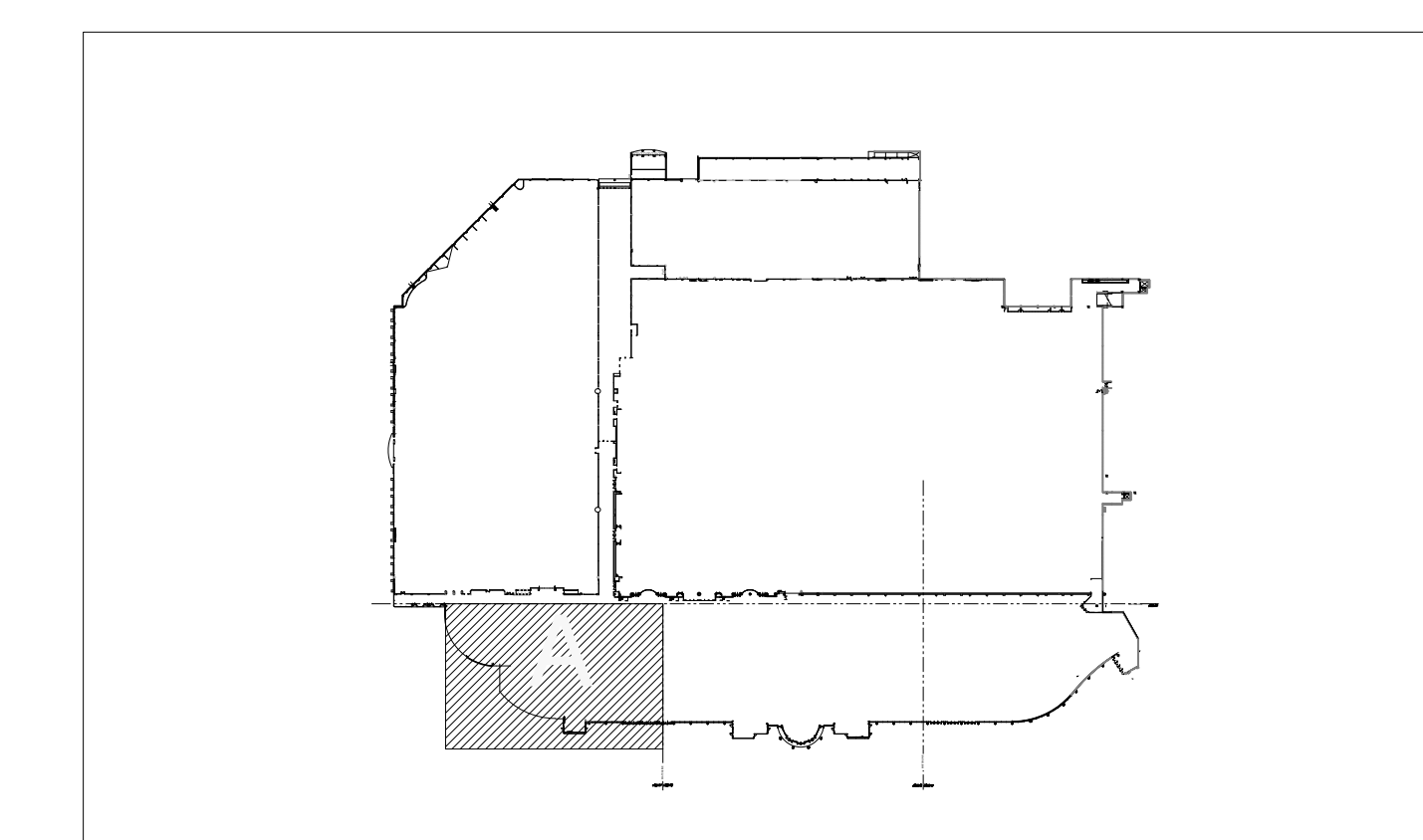
LEVEL 100 - AREA A

**12.101**

This document is not an architectural or engineering study, drawing, specification, or design and is not to be used for construction of any load-bearing columns, load-bearing framing or walls of structures, or issuance of any building permit, except as otherwise provided by law.



**KEY PLAN:**


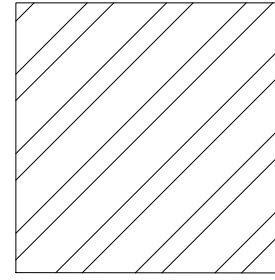

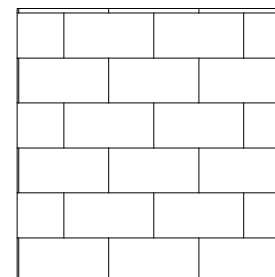

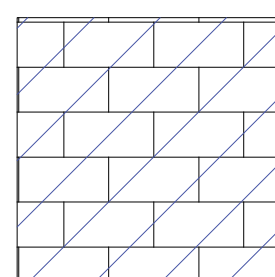
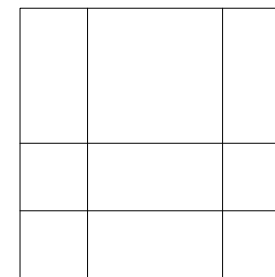




**KEY NOTES:**

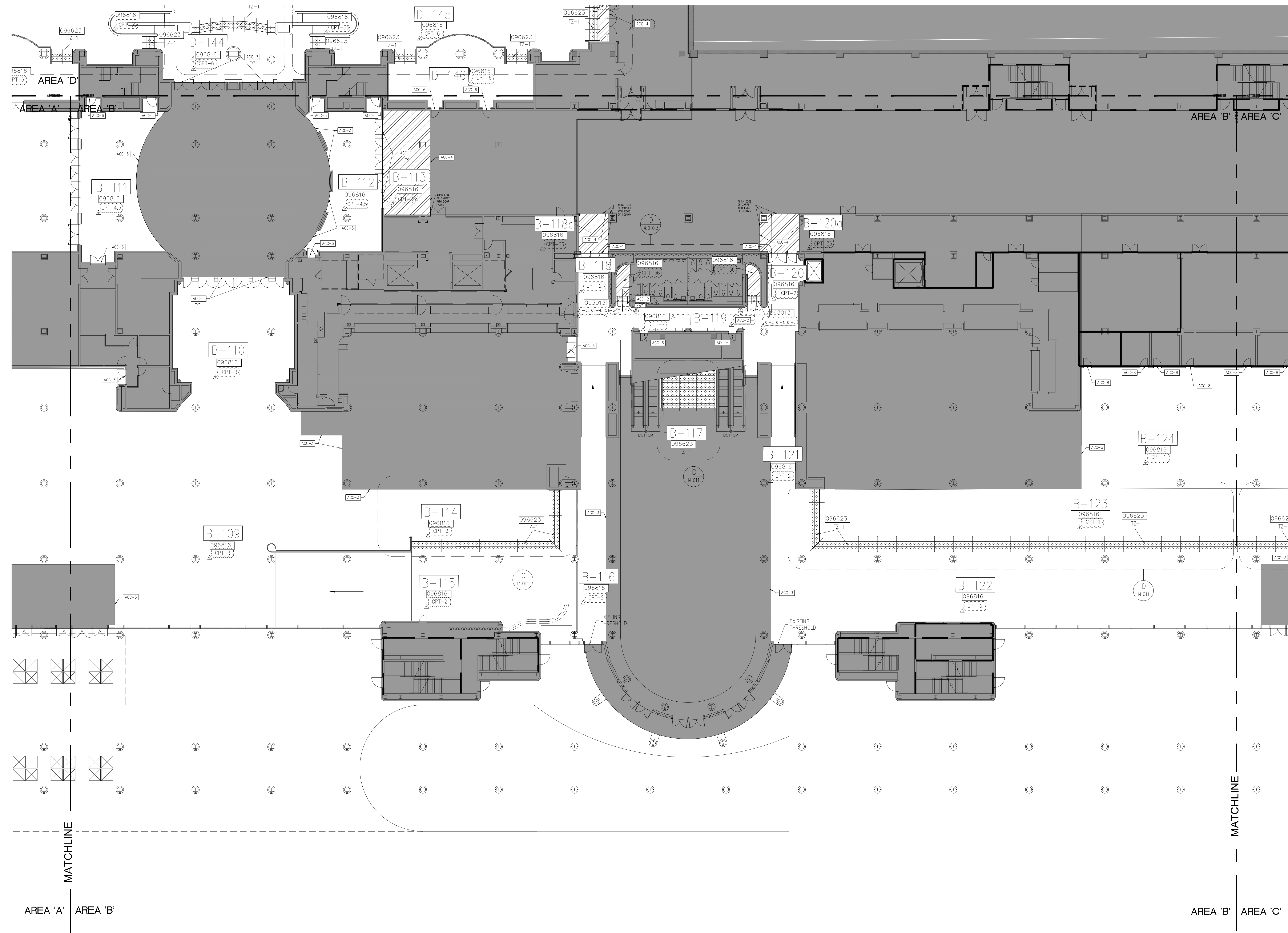
- 093013 CERAMIC TILING
  - 096623 RESINOUS TERRAZZO
  - 096816 SHEET CARPET
- SEE SPECIFICATIONS FOR DETAILS

**FINISH LEGEND:**

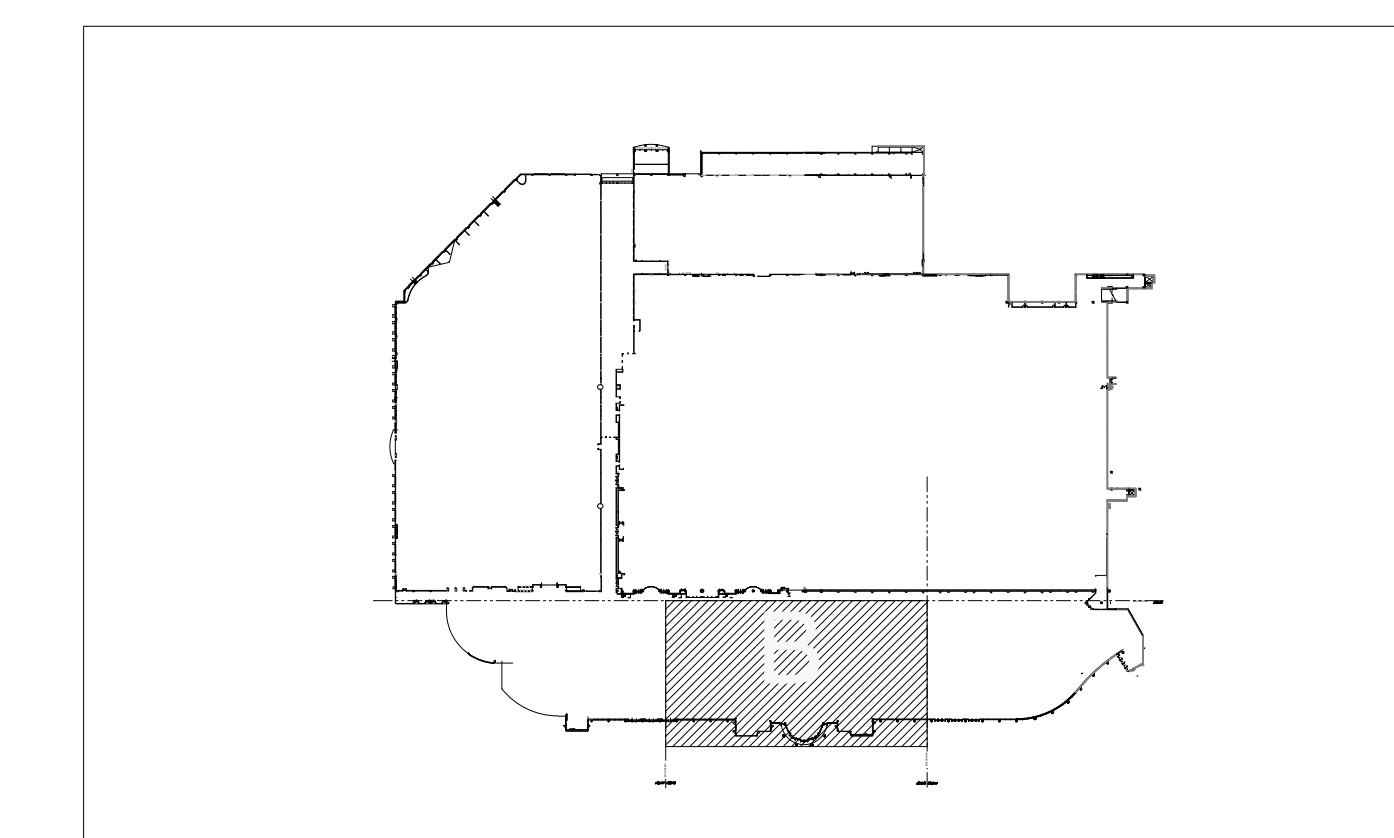
-  CPT
-  CPT
-  TZ
-  CT
-  NOT IN SCOPE
-  EXISTING CERAMIC TILE TO REMAIN
-  CT - RESTROOMS

**GENERAL NOTES:**

1. WHEN FLOORING SYMBOLS ARE FOLLOWED BY NUMBERS, REFER TO SHEET 18.001, FINISH SCHEDULES AND DETAILS, CODE SCHEDULES FOR: CERAMIC TILE, CARPET AND ACCESSORIES FOR TYPE OF FLOORING OR PRODUCT TO BE USED IN THOSE AREAS




**KEY PLAN:**



**ORANGE COUNTY CONVENTION CENTER**

**WEST CONCOURSE FLOORING REPLACEMENT  
LEVEL 100 - AREA B**

**SEAL**



**REVISIONS**

- 1 7/05/16 ADDENDUM #3
- 2
- 3
- 4

**PROJECT INFORMATION**

**PROJECT NUMBER:**  
69715  
**DATE:**  
06/02/2016  
**SCALE:**  
1/16" = 1'-0"  
**ISSUED FOR:**  
100% CONSTRUCTION DOCUMENTS

**DRAWN BY:**  
KG  
**CHECKED BY:**  
JNK

**DRAWING NUMBER**

LEVEL 100 - AREA B

**12.102**


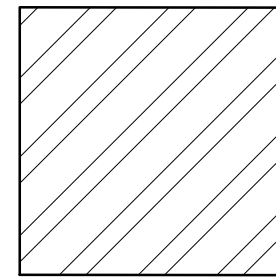

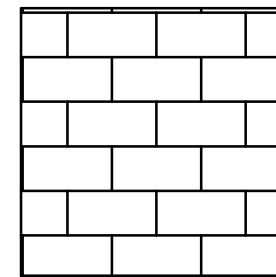

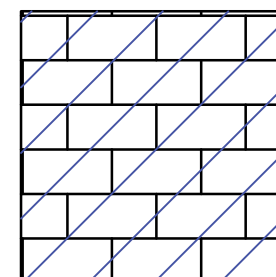
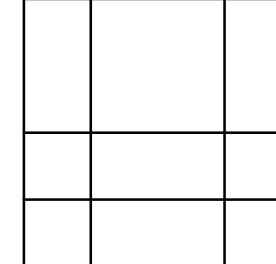
This document is not an architectural or engineering study, drawing, specification, or design and is not to be used for construction of any load-bearing columns, load-bearing framing or walls of structures, or issuance of any building permit, except as otherwise provided by law.



**KEY NOTES:**

- 093013 CERAMIC TILING
  - 096623 RESINOUS TERRAZZO
  - 096816 SHEET CARPET
- SEE SPECIFICATIONS FOR DETAILS

**FINISH LEGEND:**

-  CPT
-  CPT
-  TZ
-  CT
-  NOT IN SCOPE
-  EXISTING CERAMIC TILE TO REMAIN
-  CT - RESTROOMS

**GENERAL NOTES:**

1. WHEN FLOORING SYMBOLS ARE FOLLOWED BY NUMBERS, REFER TO SHEET 18.001, FINISH SCHEDULES AND DETAILS, CODE SCHEDULES FOR: CERAMIC TILE, CARPET AND ACCESSORIES FOR TYPE OF FLOORING OR PRODUCT TO BE USED IN THOSE AREAS

**ORANGE COUNTY CONVENTION CENTER**

**WEST CONCOURSE FLOORING REPLACEMENT  
 LEVEL 100 - AREA C**

SEAL

**REVISIONS**

- 1 7/05/16 ADDENDUM #3
- 2
- 3
- 4

**PROJECT INFORMATION**

**PROJECT NUMBER:**  
 69715  
**DATE:**  
 06/02/2016  
**SCALE:**  
 1/16" = 1'-0"  
**ISSUED FOR:**  
 100% CONSTRUCTION DOCUMENTS

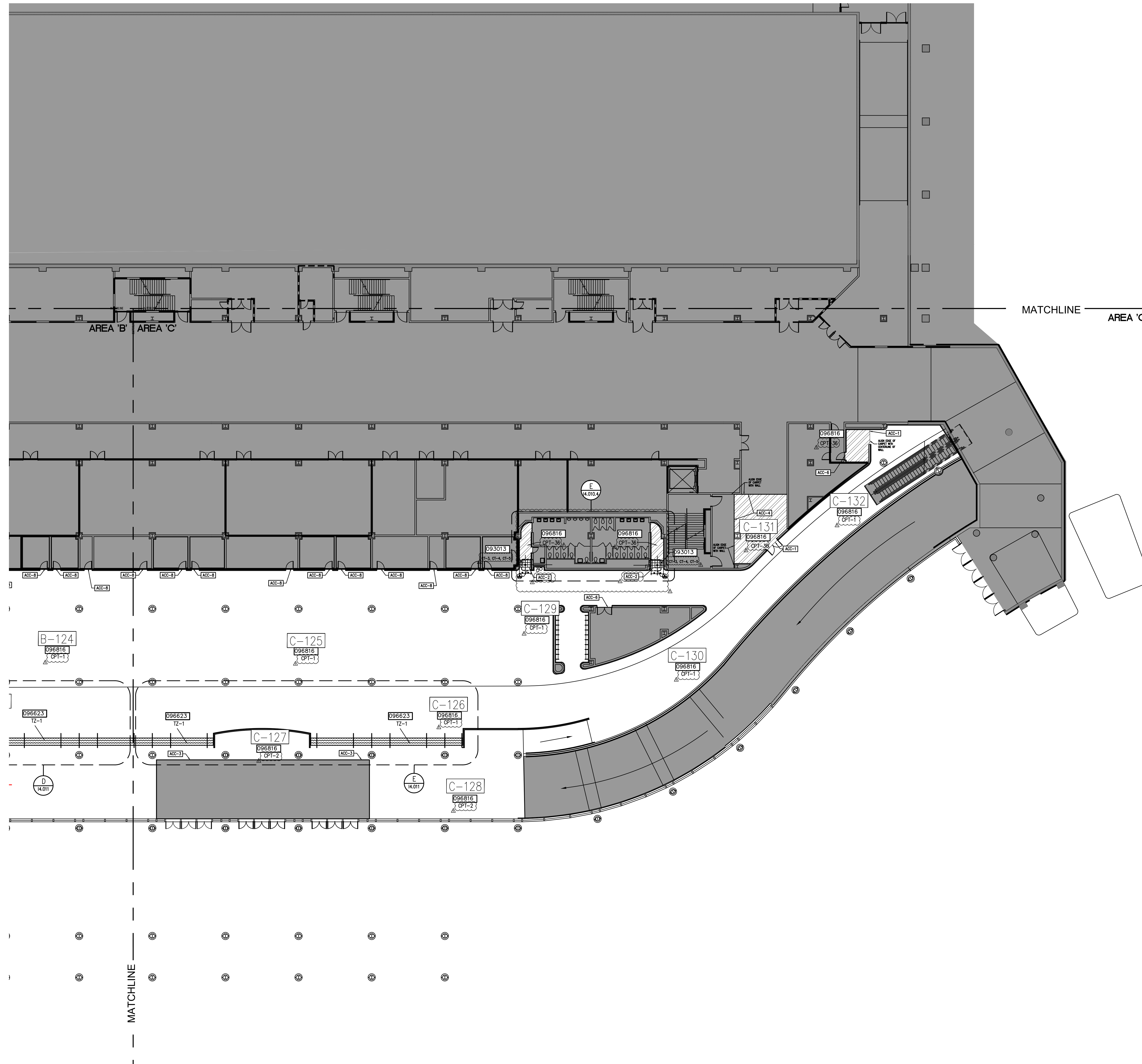
**DRAWN BY:**  
 KG  
**CHECKED BY:**  
 JNK

**DRAWING NUMBER**

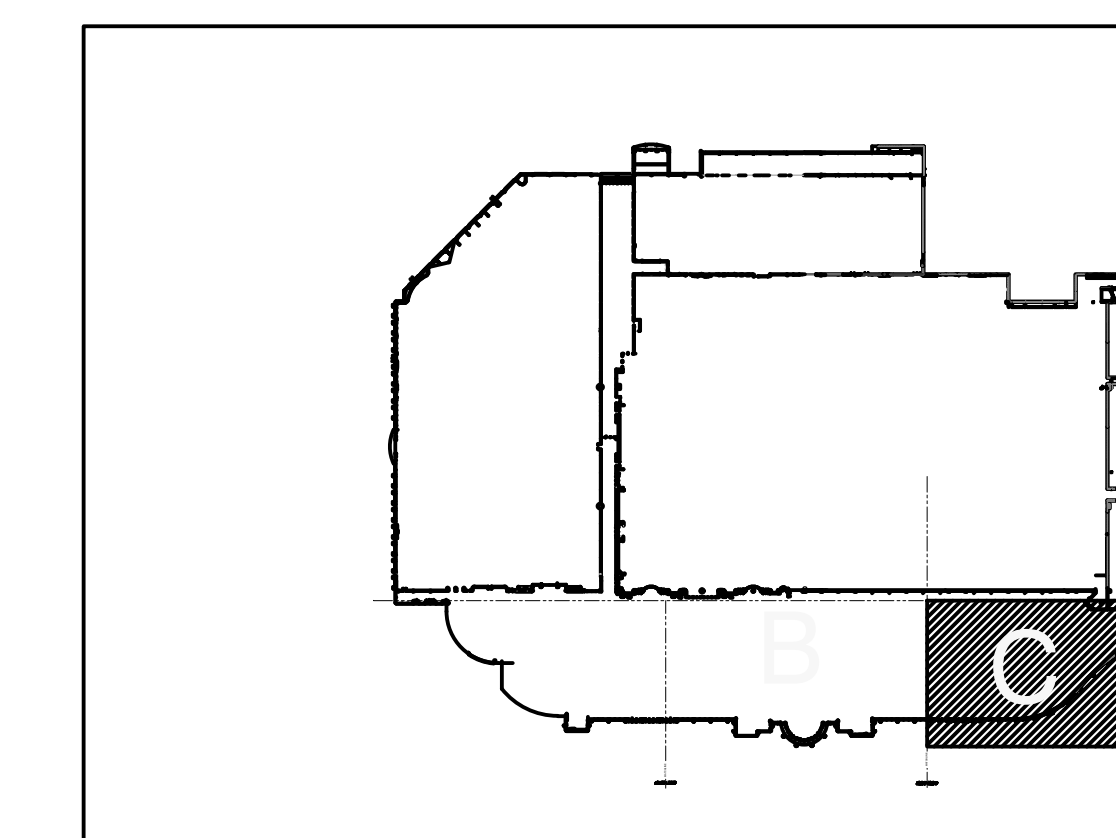
LEVEL 100 - AREA C

**12.103**

This document is not an architectural or engineering study, drawing, specification, or design and is not to be used for construction of any load-bearing columns, load-bearing framing or walls of structures, or issuance of any building permit, except as otherwise provided by law.



**KEY PLAN:**



1C LEVEL 100 - AREA C

1/16" = 1'-0"




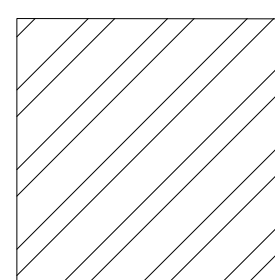

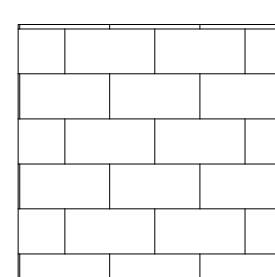

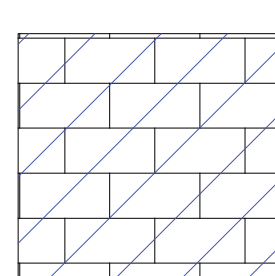
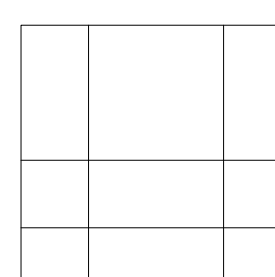
**ORANGE COUNTY CONVENTION CENTER**

**WEST CONCOURSE FLOORING REPLACEMENT  
LEVEL 100 - AREA D**

**KEY NOTES:**

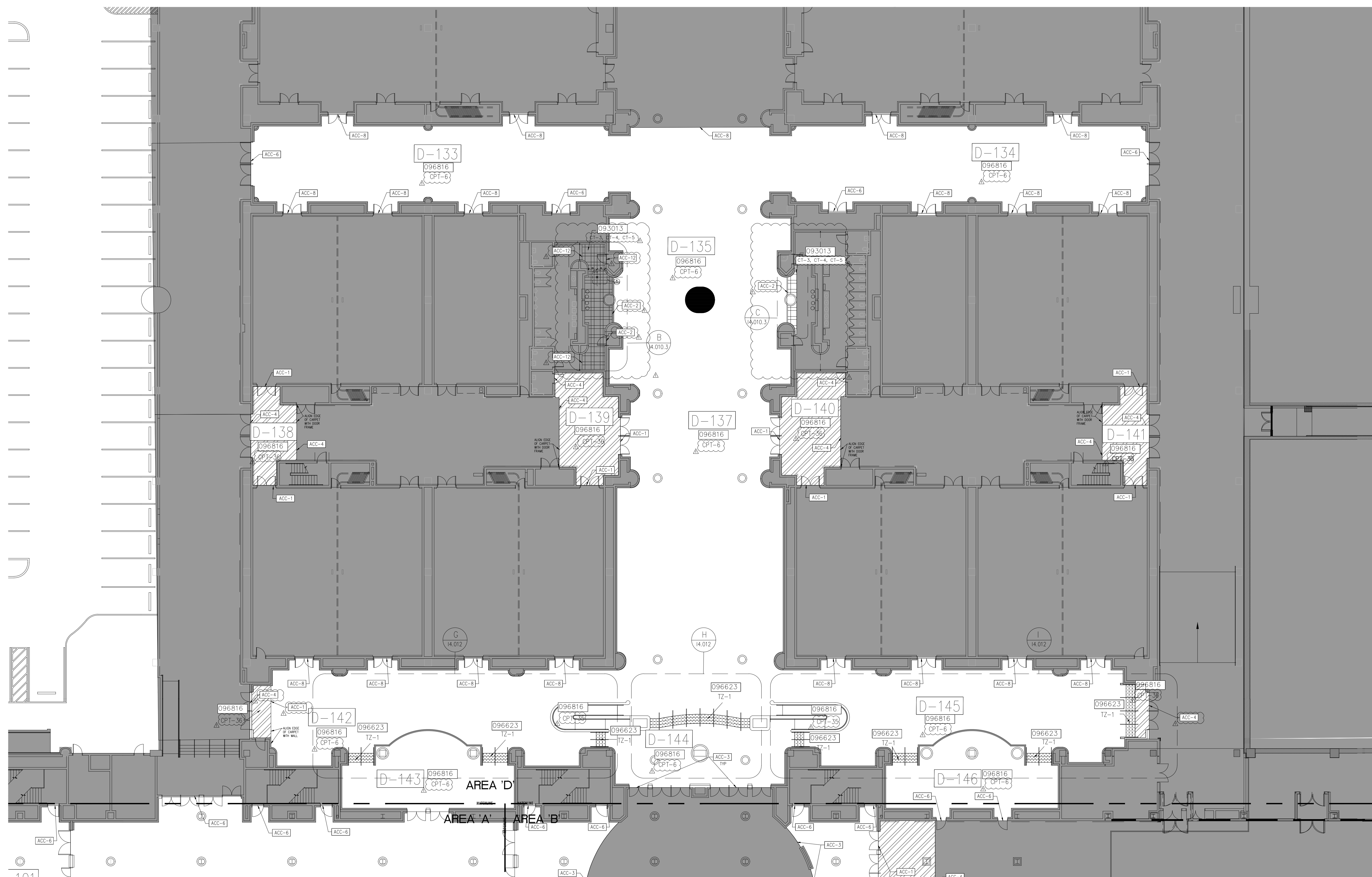
- 093013 CERAMIC TILING
  - 096623 RESINOUS TERRAZZO
  - 096816 SHEET CARPET
- SEE SPECIFICATIONS FOR DETAILS

**FINISH LEGEND:**

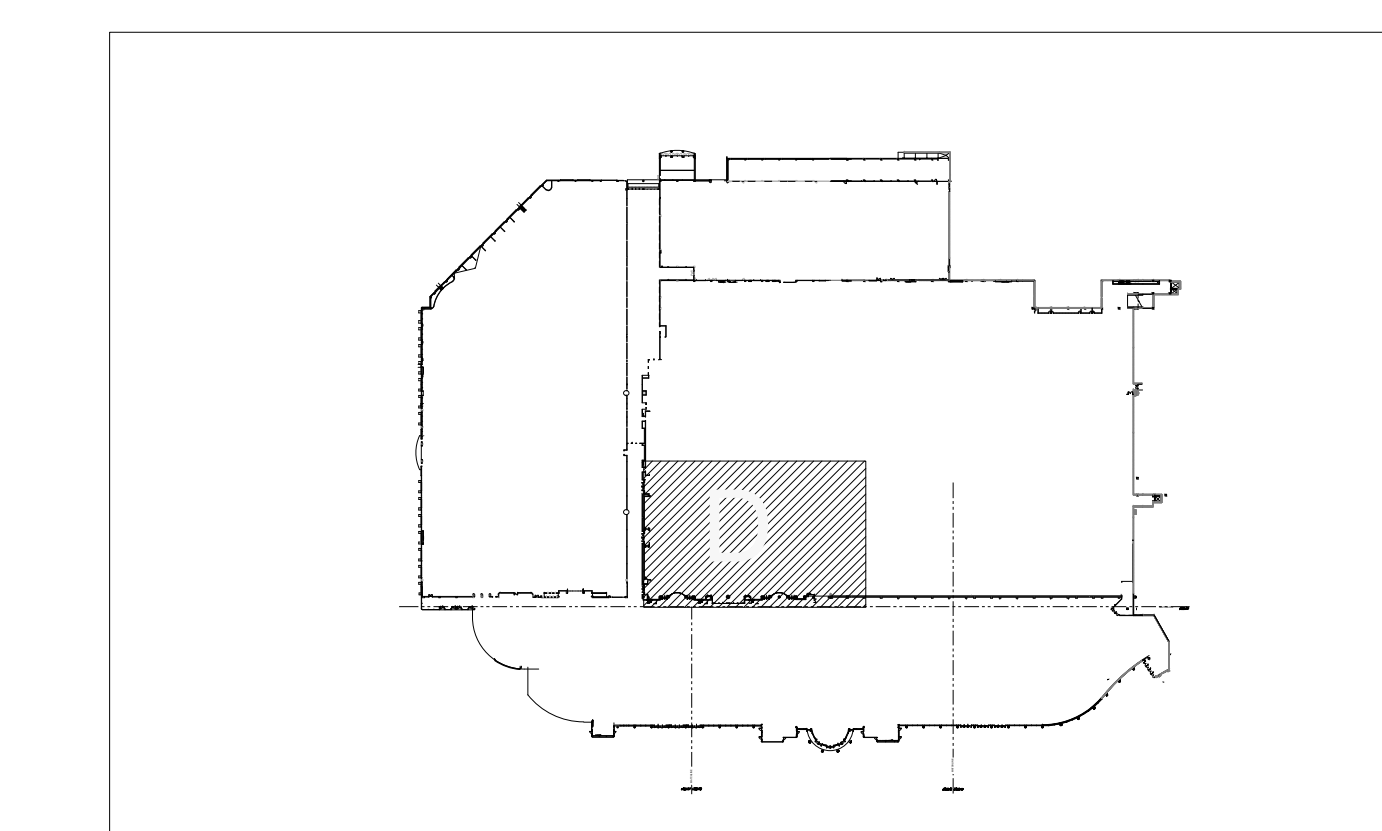
-  CPT
-  CPT
-  TZ
-  CT
-  NOT IN SCOPE
-  EXISTING CERAMIC TILE TO REMAIN
-  CT - RESTROOMS

**GENERAL NOTES:**

1. WHEN FLOORING SYMBOLS ARE FOLLOWED BY NUMBERS, REFER TO SHEET 18.001, FINISH SCHEDULES AND DETAILS, CODE SCHEDULES FOR: CERAMIC TILE, CARPET AND ACCESSORIES FOR TYPE OF FLOORING OR PRODUCT TO BE USED IN THOSE AREAS
2. NOTE LOCATION OF ALL CONSTRUCTION JOINTS



**KEY PLAN:**



SEAL

**REVISIONS**

- 1. 7/05/16 ADDENDUM #3
- 2.
- 3.
- 4.

**PROJECT INFORMATION**

**PROJECT NUMBER:**  
69715  
**DATE:**  
06/02/2016  
**SCALE:**  
1/16" = 1'-0"  
**ISSUED FOR:**  
100% CONSTRUCTION DOCUMENTS

**DRAWN BY:**  
KG  
**CHECKED BY:**  
JNK

**DRAWING NUMBER**

LEVEL 100 - AREA D

**12.104**

This document is not an architectural or engineering study, drawing, specification, or design and is not to be used for construction of any load-bearing columns, load-bearing framing or walls of structures, or issuance of any building permit, except as otherwise provided by law.


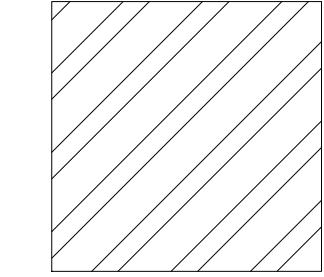

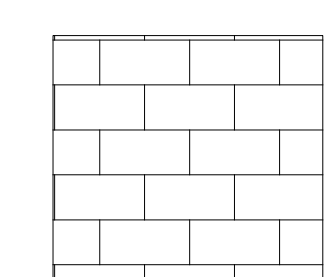

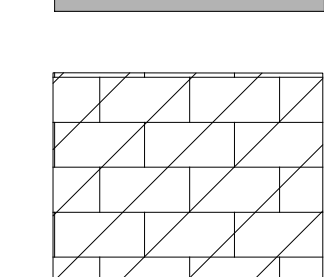
**ORANGE COUNTY CONVENTION CENTER**

**WEST CONCOURSE FLOORING REPLACEMENT  
 LEVEL 200 - AREA A**

**KEY NOTES:**

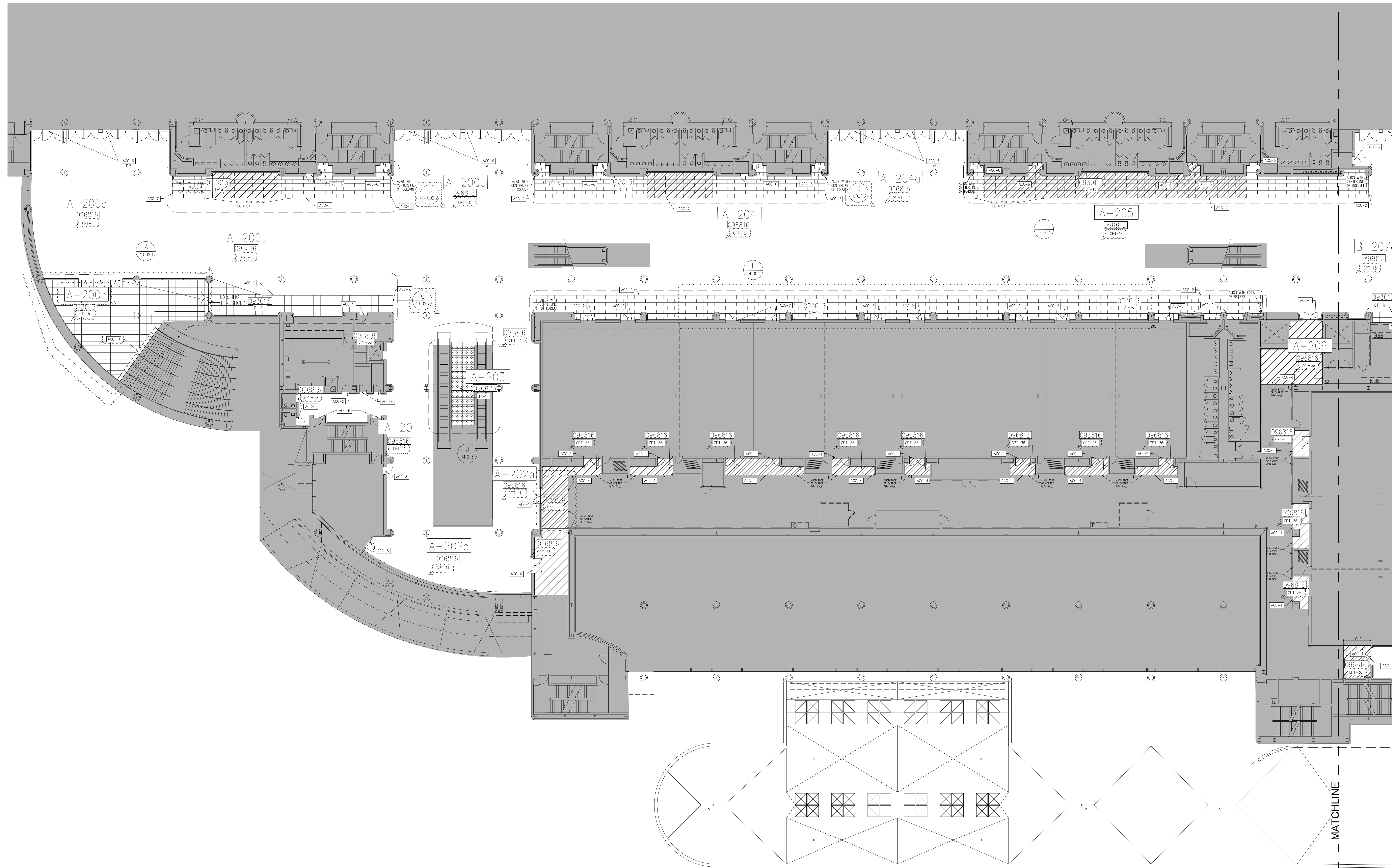
- 093013 CERAMIC TILING
  - 096623 RESINOUS TERRAZZO
  - 096816 SHEET CARPET
- SEE SPECIFICATIONS FOR DETAILS

**FINISH LEGEND:**

-  CPT
-  CPT
-  TZ
-  CT
-  NOT IN SCOPE
-  EXISTING CERAMIC TILE TO REMAIN

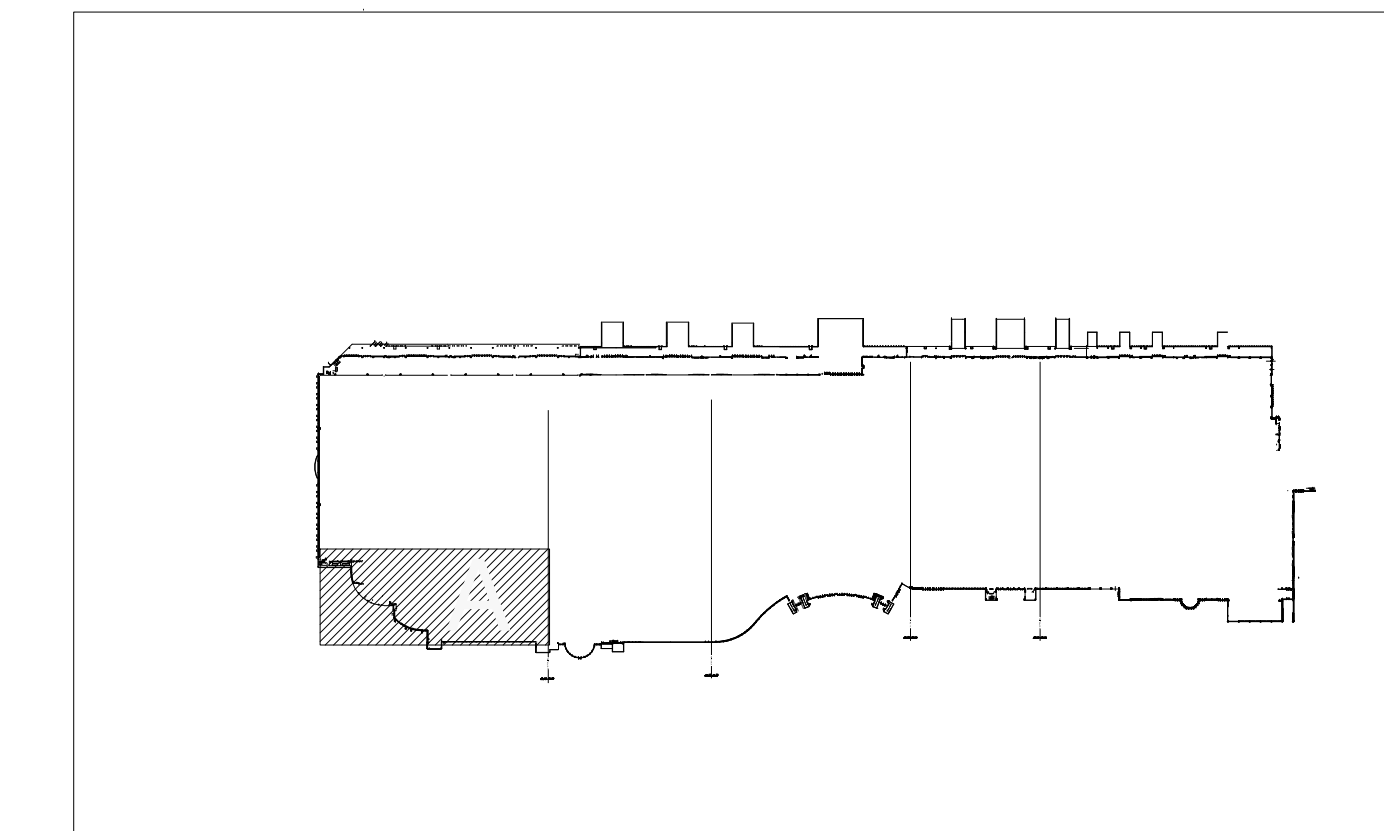
**GENERAL NOTES:**

1. WHEN FLOORING SYMBOLS ARE FOLLOWED BY NUMBERS, REFER TO SHEET 18.001, FINISH SCHEDULES AND DETAILS, CODE SCHEDULES FOR: CERAMIC TILE, CARPET AND ACCESSORIES FOR TYPE OF FLOORING OR PRODUCT TO BE USED IN THOSE AREAS
2. NOTE LOCATION OF ALL CONSTRUCTION JOINTS




AREA 'A' AREA 'B'

**KEY PLAN:**



SEAL



**REVISIONS**

NO.	DESCRIPTION
1	7/05/16 ADDENDUM #3
2	
3	
4	

**PROJECT INFORMATION**

**PROJECT NUMBER:**  
69715  
**DATE:**  
06/02/2016  
**SCALE:**  
1/16" = 1'-0"  
**ISSUED FOR:**  
100% CONSTRUCTION DOCUMENTS

**DRAWN BY:**  
KCG  
**CHECKED BY:**  
JNK

**DRAWING NUMBER**

**LEVEL 200  
 AREA A  
 12.201**

This document is not an architectural or engineering study, drawing, specification, or design and is not to be used for construction of any load-bearing columns, load-bearing framing or walls of structures, or issuance of any building permit, except as otherwise provided by law.








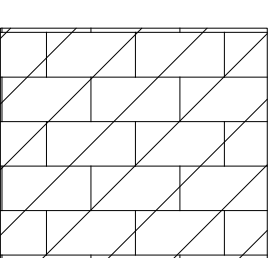
**ORANGE COUNTY CONVENTION CENTER**

**WEST CONCOURSE FLOORING REPLACEMENT  
 LEVEL 200 - AREA B**

**KEY NOTES:**

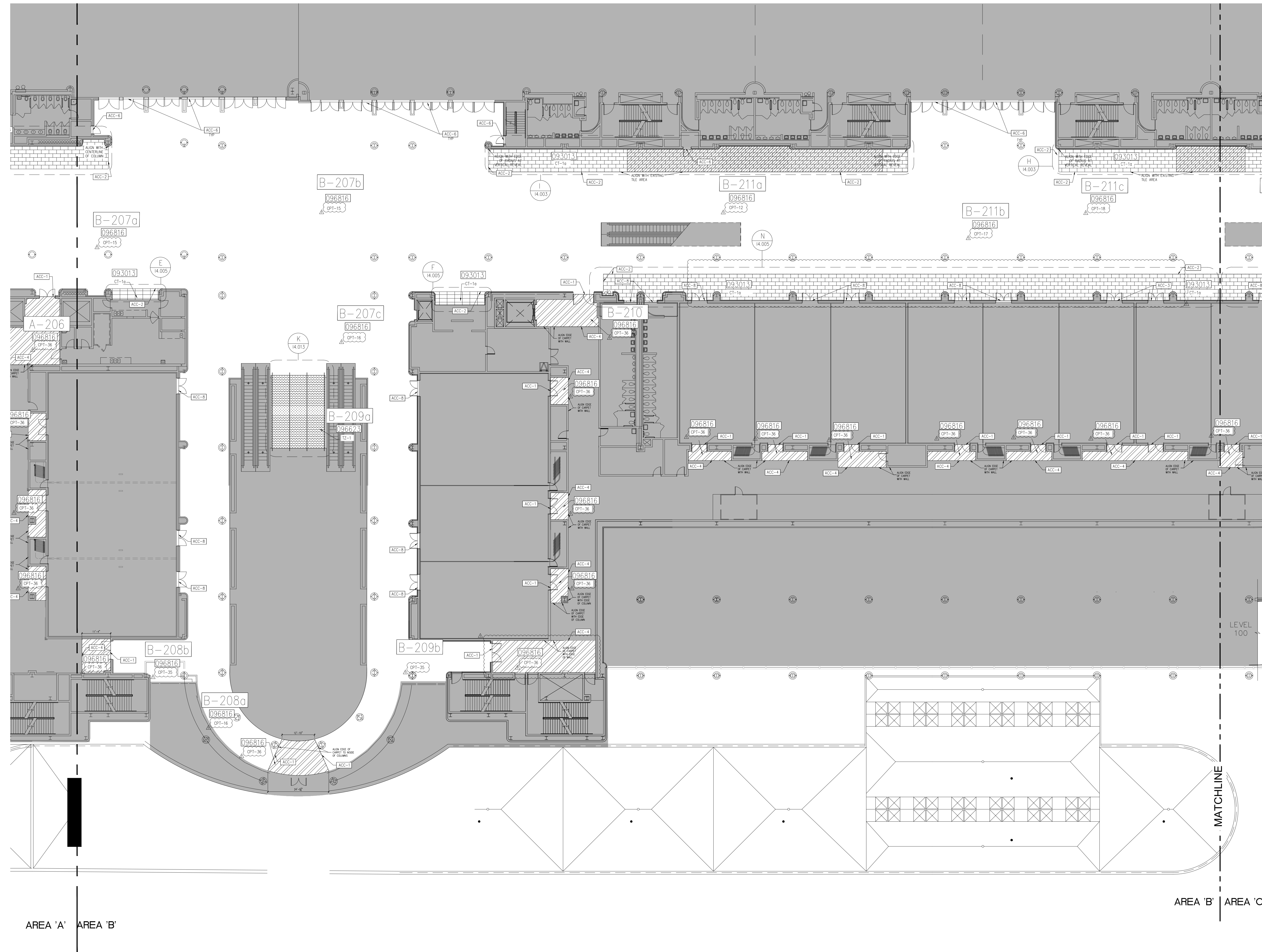
- 093013 CERAMIC TILING
- 096623 RESINOUS TERRAZZO
- 096816 SHEET CARPET
- SEE SPECIFICATIONS FOR DETAILS

**FINISH LEGEND:**

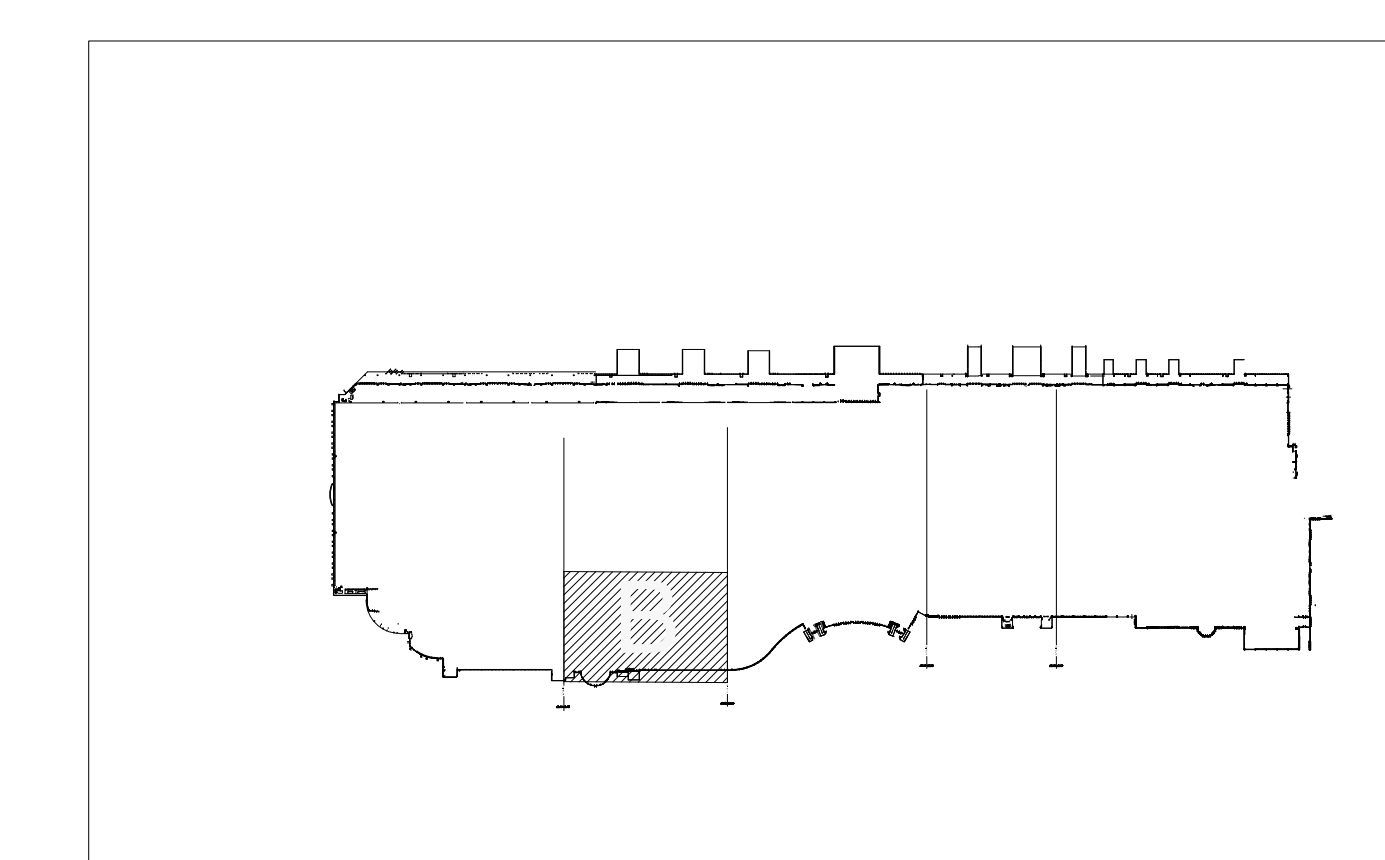
-  CPT
-  CPT
-  TZ
-  CT
-  NOT IN SCOPE
-  EXISTING CERAMIC TILE TO REMAIN

**GENERAL NOTES:**


1. WHEN FLOORING SYMBOLS ARE FOLLOWED BY NUMBERS, REFER TO SHEET 18.001, FINISH SCHEDULES AND DETAILS, CODE SCHEDULES FOR: CERAMIC TILE, CARPET AND ACCESSORIES FOR TYPE OF FLOORING OR PRODUCT TO BE USED IN THOSE AREAS
2. NOTE LOCATION OF ALL CONSTRUCTION JOINTS



**KEY PLAN:**



**SEAL**



**REVISIONS**

- 1 7/05/16 ADDENDUM #3
- 2
- 3
- 4

**PROJECT INFORMATION**

**PROJECT NUMBER:**  
 69715  
**DATE:**  
 06/02/2016  
**SCALE:**  
 1/16" = 1'-0"  
**ISSUED FOR:**  
 100% CONSTRUCTION DOCUMENTS

**DRAWN BY:**  
 KG  
**CHECKED BY:**  
 JNK

**DRAWING NUMBER**

LEVEL 200  
 AREA B

**12.202**

This document is not an architectural or engineering study, drawing, specification, or design and is not to be used for construction of any load-bearing columns, load-bearing framing or walls of structures, or issuance of any building permit, except as otherwise provided by law.

2B LEVEL 200 - AREA B

1/16" = 1'-0"







**ORANGE COUNTY CONVENTION CENTER**

**WEST CONCOURSE FLOORING REPLACEMENT  
 LEVEL 200 - AREA C**

**KEY NOTES:**

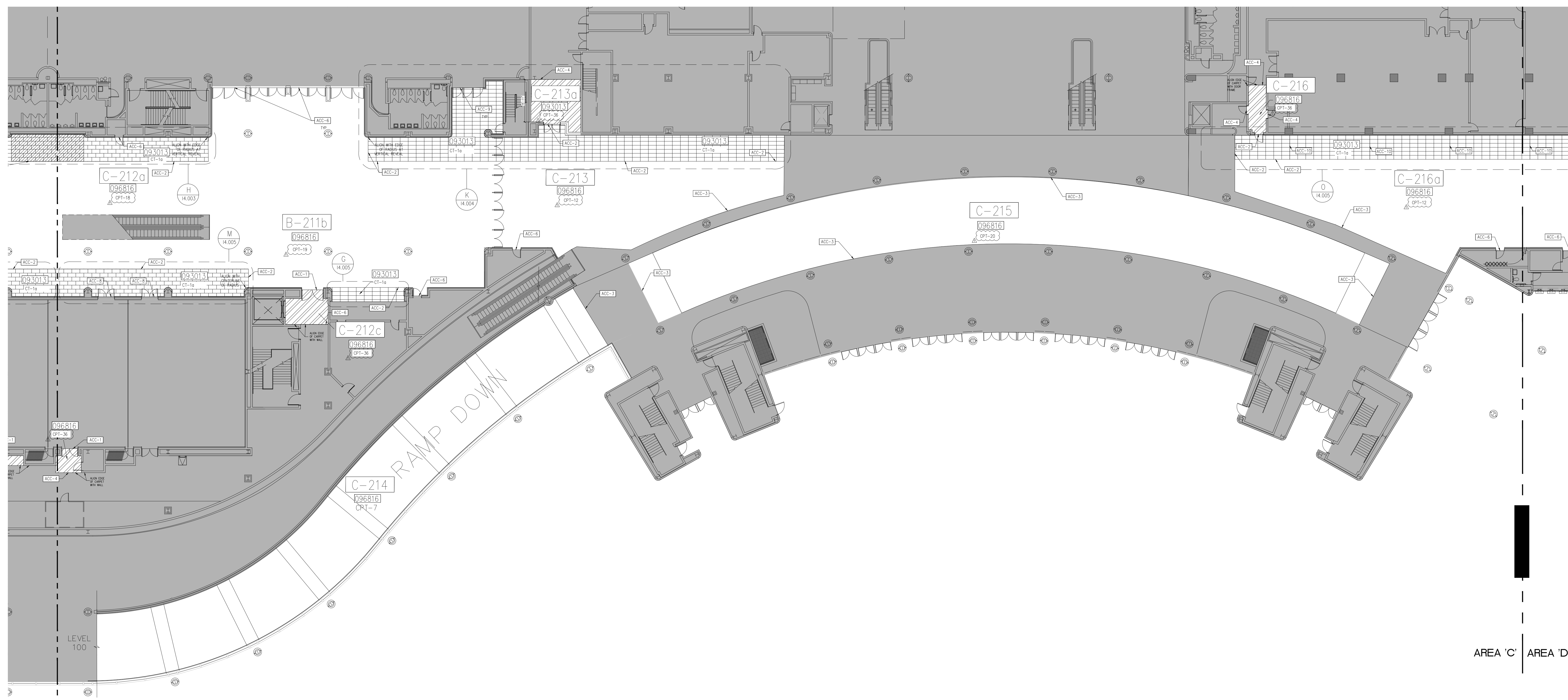
- 093013 CERAMIC TILING
- 096623 RESINOUS TERRAZZO
- 096816 SHEET CARPET
- SEE SPECIFICATIONS FOR DETAILS

**FINISH LEGEND:**

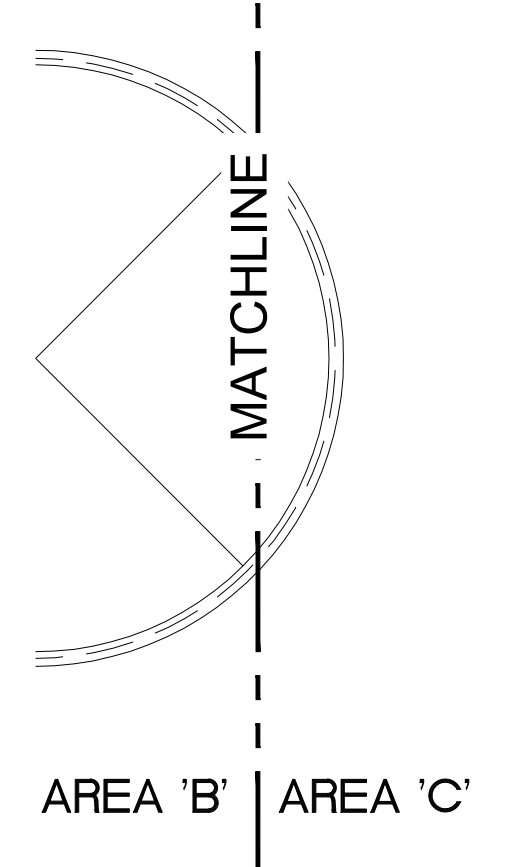
-  CPT
-  CPT
-  TZ
-  CT
-  NOT IN SCOPE
-  EXISTING CERAMIC TILE TO REMAIN

**GENERAL NOTES:**

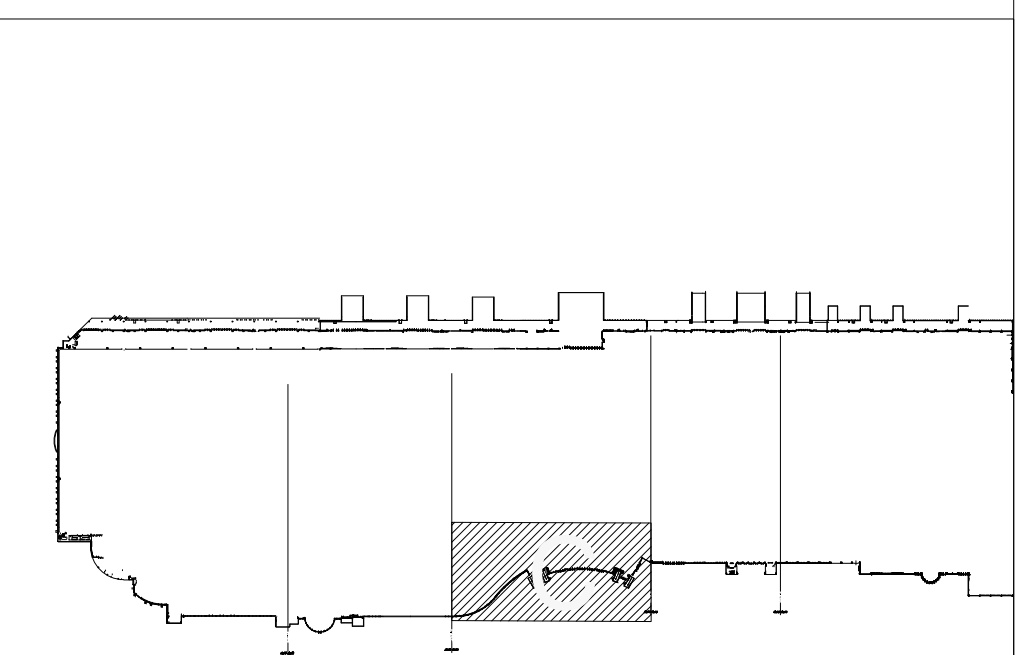
1. WHEN FLOORING SYMBOLS ARE FOLLOWED BY NUMBERS, REFER TO SHEET 18.001, FINISH SCHEDULES AND DETAILS, CODE SCHEDULES FOR: CERAMIC TILE, CARPET AND ACCESSORIES FOR TYPE OF FLOORING OR PRODUCT TO BE USED IN THOSE AREAS
2. NOTE LOCATION OF ALL CONSTRUCTION JOINTS ON ENLARGED PLANS




AREA 'C' AREA 'D'



**KEY PLAN:**



**SEAL**



**REVISIONS**

- 1. 7/05/16 ADDENDUM #3
- 2.
- 3.
- 4.

**PROJECT INFORMATION**

**PROJECT NUMBER:**  
 69715  
**DATE:**  
 06/02/2016  
**SCALE:**  
 1/16" = 1'-0"  
**ISSUED FOR:**  
 100% CONSTRUCTION DOCUMENTS

**DRAWN BY:**  
 KG  
**CHECKED BY:**  
 JNK

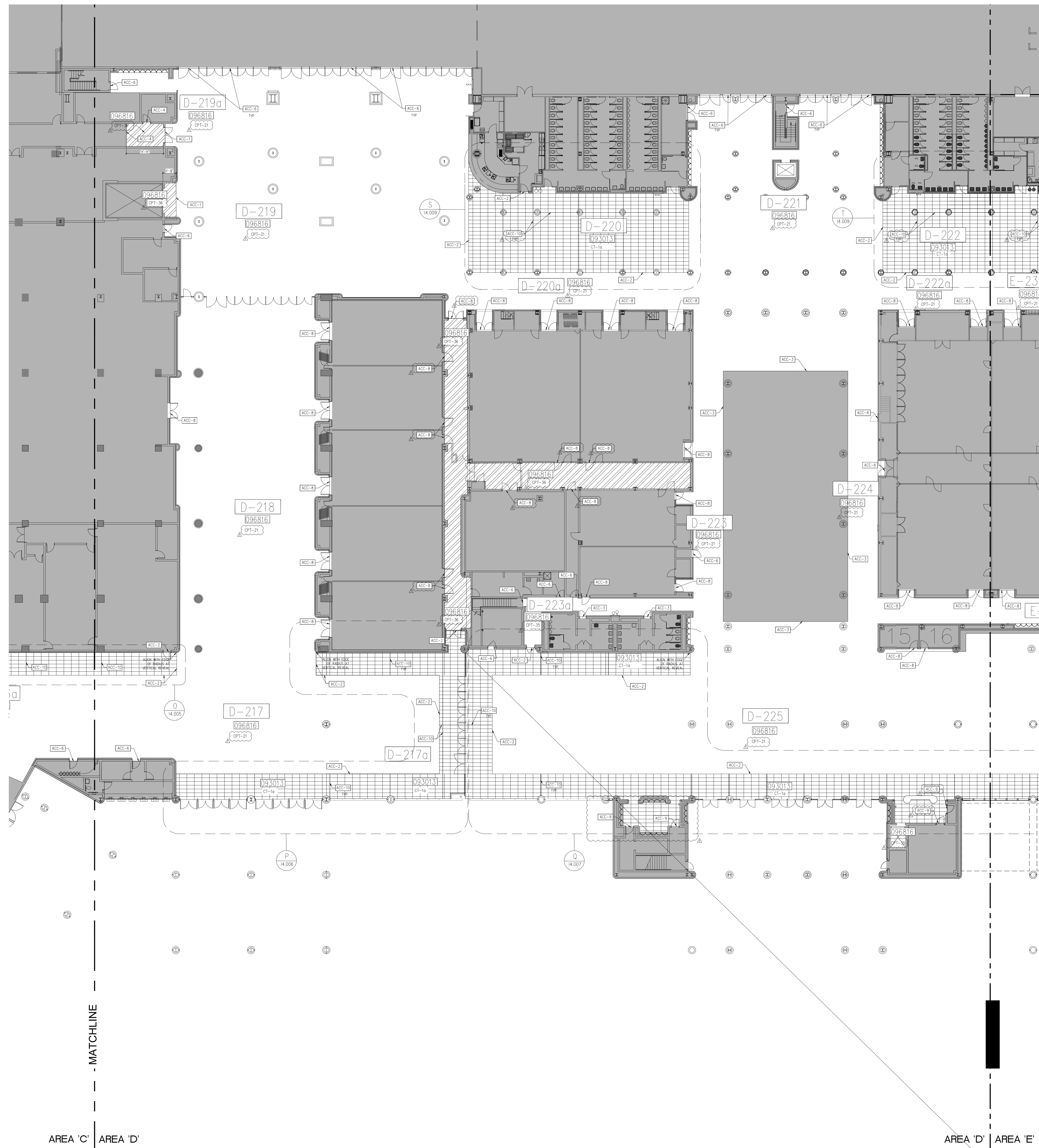
**DRAWING NUMBER**

LEVEL 200 - AREA C

**12.203**

This document is not an architectural or engineering study, drawing, specification, or design and is not to be used for construction of any load-bearing columns, load-bearing framing or walls of structures, or issuance of any building permit, except as otherwise provided by law.





MATCHLINE  
AREA 'C' | AREA 'D'

AREA 'D' | AREA 'E'

**KEY NOTES:**

- 093013 CERAMIC TILING
- 096623 RESINOUS TERRAZZO
- 096816 SHEET CARPET
- SEE SPECIFICATIONS FOR DETAILS

**FINISH LEGEND:**

- CPT
- CPT
- TZ
- CT
- NOT IN SCOPE
- EXISTING CERAMIC TILE TO REMAIN
- CT - RESTROOMS
- CONSTRUCTION JOINT LOCATIONS

**GENERAL NOTES:**

1. WHEN FLOORING SYMBOLS ARE FOLLOWED BY NUMBERS, REFER TO SHEET 18.001, FINISH SCHEDULES AND DETAILS, CODE SCHEDULES FOR: CERAMIC TILE, CARPET AND ACCESSORIES FOR TYPE OF FLOORING OR PRODUCT TO BE USED IN THOSE AREAS
2. NOTE LOCATION OF ALL CONSTRUCTION JOINTS ON ENLARGED PLANS


**TJNG PARTNERS**  
205 East Central Blvd.  
Orlando, FL 32801  
Phone 407.644.2445  
Fax 407.644.0445  
www.tjngpartners.com

18.0001073

**ORANGE COUNTY CONVENTION CENTER**

**WEST CONCOURSE FLOORING REPLACEMENT  
LEVEL 200 - AREA D**

**SEAL**



**REVISIONS**

- 1 7/05/16 ADDENDUM #3
- 2
- 3
- 4

**PROJECT INFORMATION**

**PROJECT NUMBER:**  
69715  
**DATE:**  
06/02/2016  
**SCALE:**  
1/16" = 1'-0"  
**ISSUED FOR:**  
100% CONSTRUCTION DOCUMENTS

**DRAWN BY:**  
K.G.  
**CHECKED BY:**  
J.N.K.

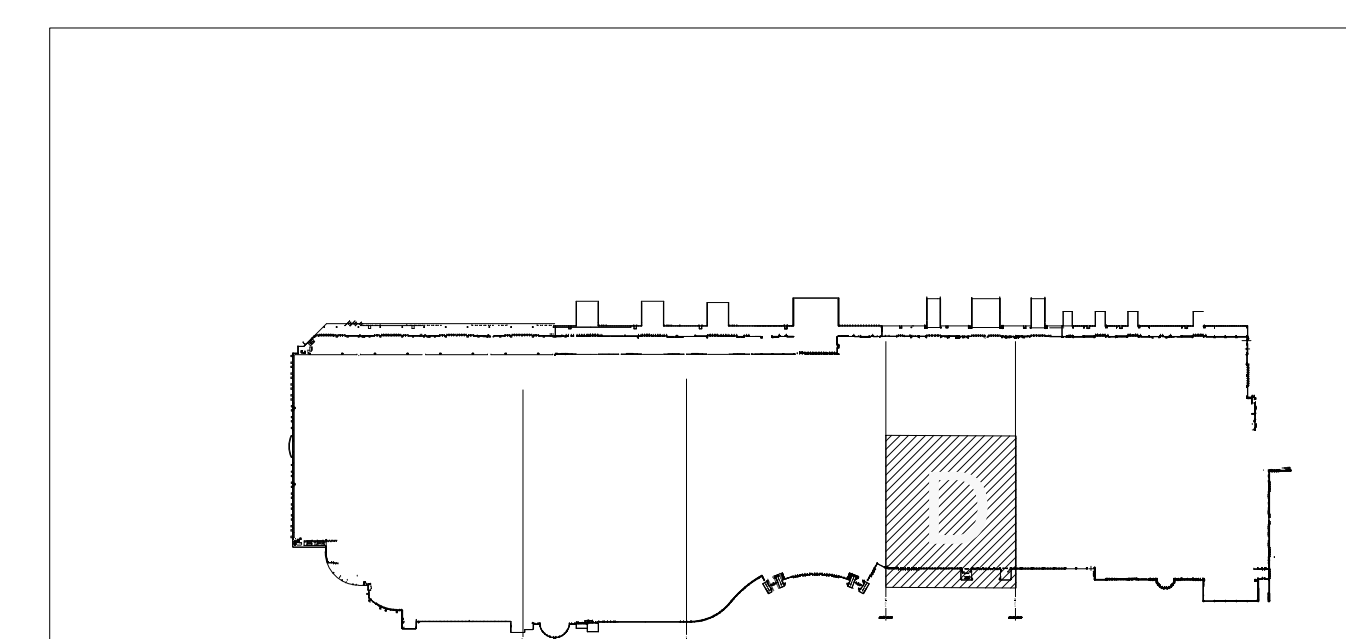
**DRAWING NUMBER**

LEVEL 200 -  
AREA D

**12.204**

This document is not an architectural or engineering study, drawing, specification, or design and is not to be used for construction of any load-bearing columns, load-bearing framing or walls of structures, or issuance of any building permit, except as otherwise provided by law.

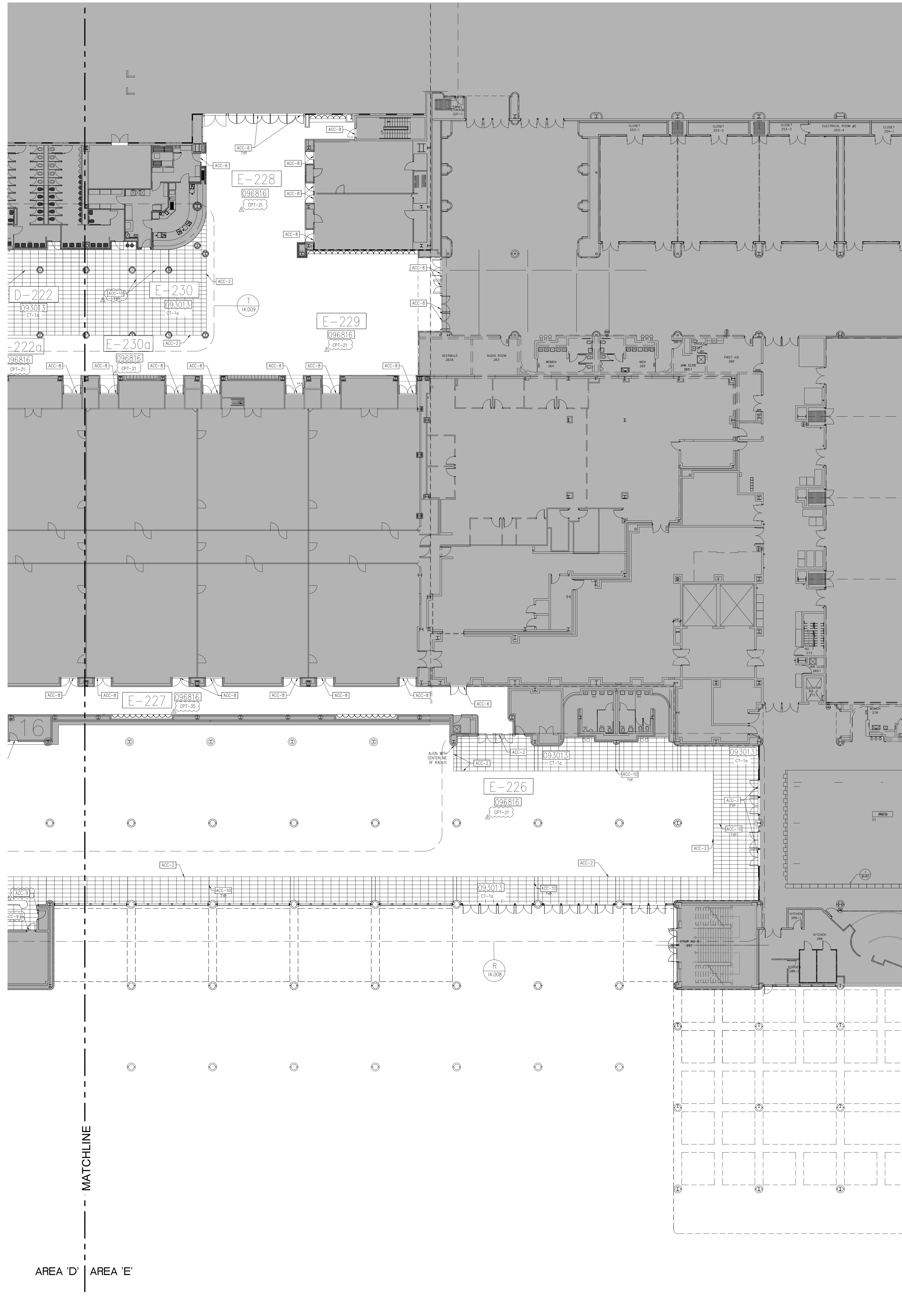
**KEY PLAN:**



2D LEVEL 200 - AREA D

1/16" = 1'-0"

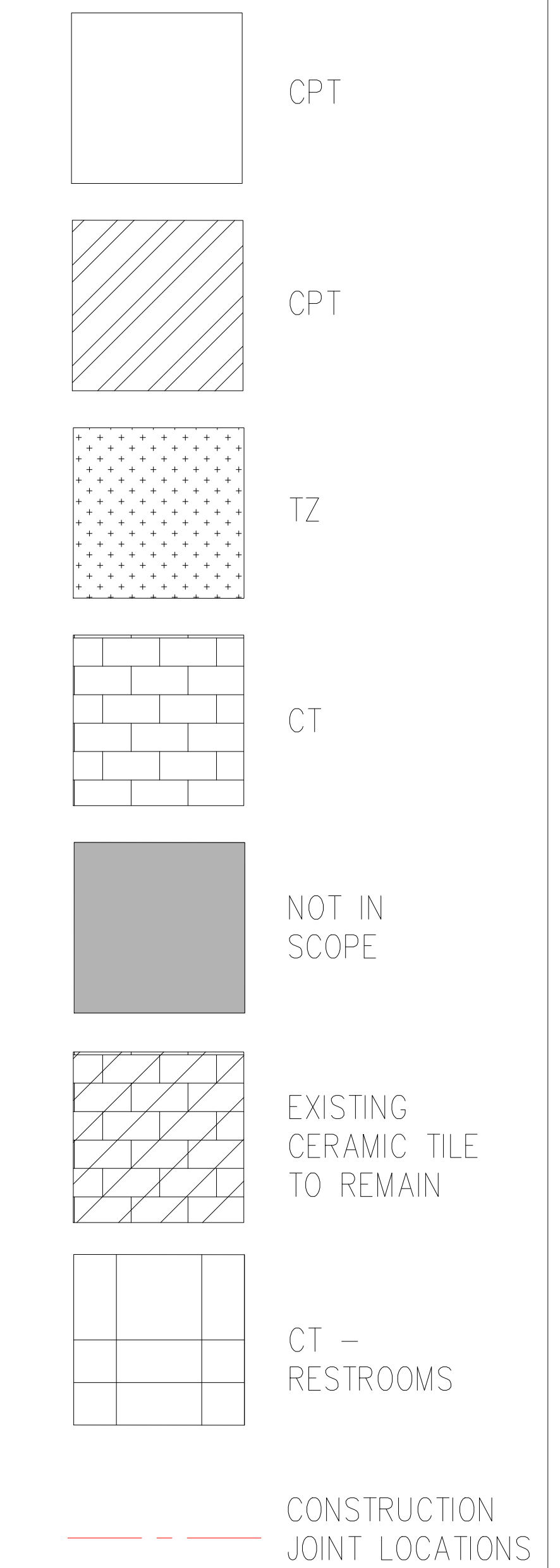




**KEY NOTES:**

- 093013 CERAMIC TILING
- 096623 RESINOUS TERRAZZO
- 096816 SHEET CARPET
- SEE SPECIFICATIONS FOR DETAILS

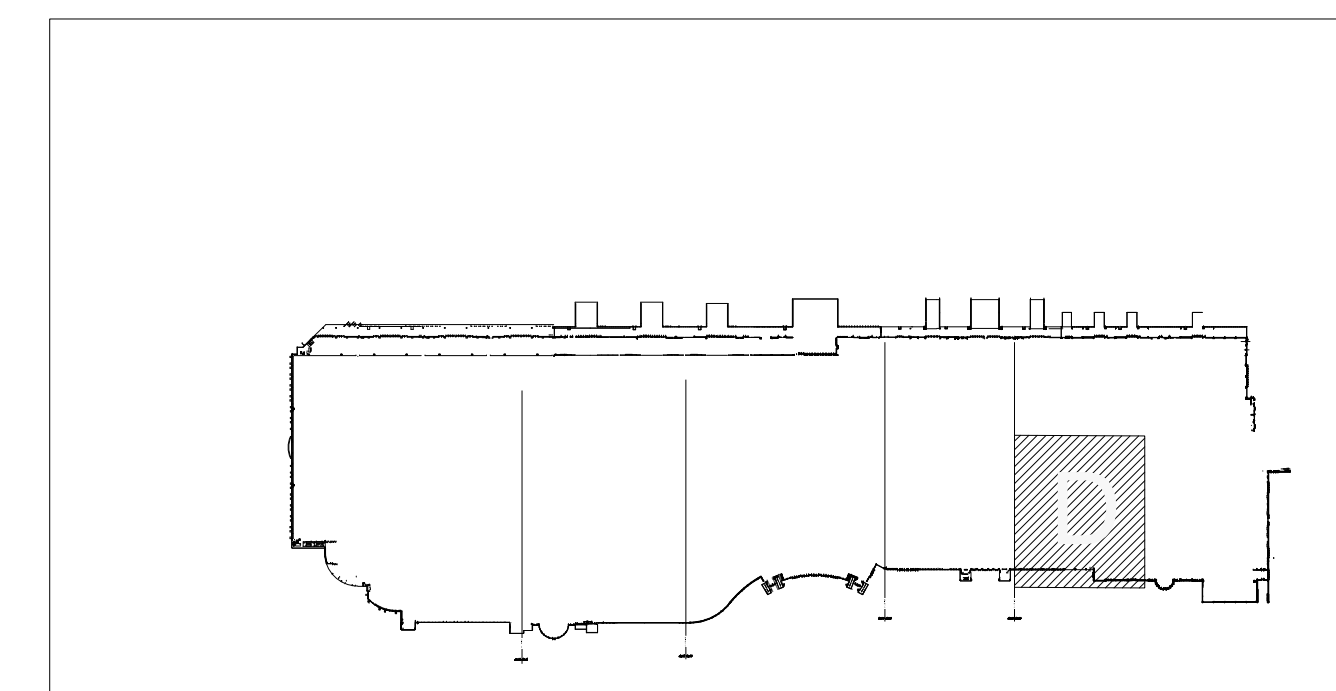
**FINISH LEGEND:**



**GENERAL NOTES:**

1. WHEN FLOORING SYMBOLS ARE FOLLOWED BY NUMBERS, REFER TO SHEET 18.001, FINISH SCHEDULES AND DETAILS, CODE SCHEDULES FOR: CERAMIC TILE, CARPET AND ACCESSORIES FOR TYPE OF FLOORING OR PRODUCT TO BE USED IN THOSE AREAS
2. NOTE LOCATION OF ALL CONSTRUCTION JOINTS ON ENLARGED PLANS

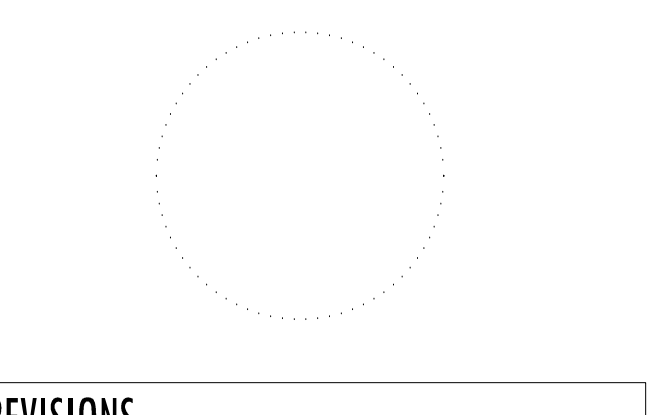
**KEY PLAN:**



**ORANGE COUNTY CONVENTION CENTER**

**WEST CONCOURSE FLOORING REPLACEMENT  
 LEVEL 200 - AREA E**

SEAL



REVISIONS

- 1. 7/05/16 ADDENDUM #3
- 2.
- 3.
- 4.

PROJECT INFORMATION

PROJECT NUMBER:  
**69715**  
 DATE:  
**06/02/2016**  
 SCALE:  
 1/16" = 1'-0"  
 ISSUED FOR:  
 100% CONSTRUCTION DOCUMENTS

DRAWN BY:  
 KG  
 CHECKED BY:  
 JNK

DRAWING NUMBER

LEVEL 200 - AREA E

**12.205**


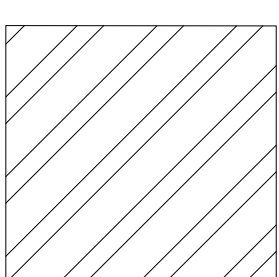


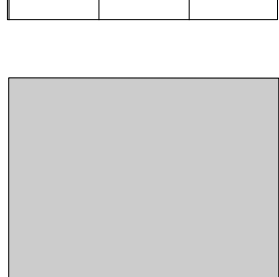
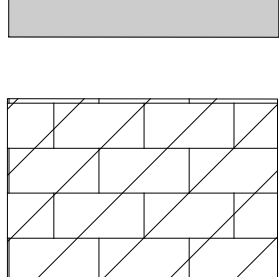
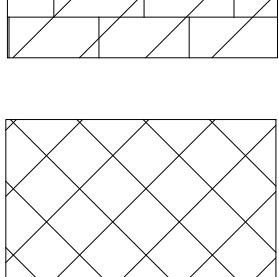
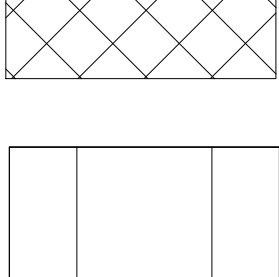
This document is not an architectural or engineering study, drawing, specification, or design and is not to be used for construction of any load-bearing columns, load-bearing framing or walls of structures, or issuance of any building permit, except as otherwise provided by law.

**WEST CONCOURSE FLOORING REPLACEMENT**

**WEST BUILDING FLOORING MASTERPLAN  
LEVEL 300 - AREA A**

**KEY NOTES:**  
 093013 CERAMIC TILING  
 096623 RESINOUS TERRAZZO  
 096816 SHEET CARPET  
 SEE SPECIFICATIONS FOR DETAILS

**FINISH LEGEND:**

-  CPT
-  CPT
-  TZ
-  CT
-  NOT IN SCOPE
-  EXISTING CERAMIC TILE TO REMAIN
-  EXISTING CERAMIC TILE TO BE REMOVED
-  CT - RESTROOMS

**GENERAL NOTES:**

1. WHEN FLOORING SYMBOLS ARE FOLLOWED BY NUMBERS, REFER TO SHEET 18.001, FINISH SCHEDULES AND DETAILS, CODE SCHEDULES FOR: CERAMIC TILE, CARPET AND ACCESSORIES FOR TYPE OF FLOORING OR PRODUCT TO BE USED IN THOSE AREAS
2. NOTE LOCATION OF ALL CONSTRUCTION JOINTS

SEAL

**REVISIONS**

- 1 7/05/16 ADDENDUM #3
- 2
- 3
- 4

**PROJECT INFORMATION**

**PROJECT NUMBER:**  
69715  
**DATE:**  
06/02/2016  
**SCALE:**  
1/16" = 1'-0"  
**ISSUED FOR:**  
100% CONSTRUCTION DOCUMENTS

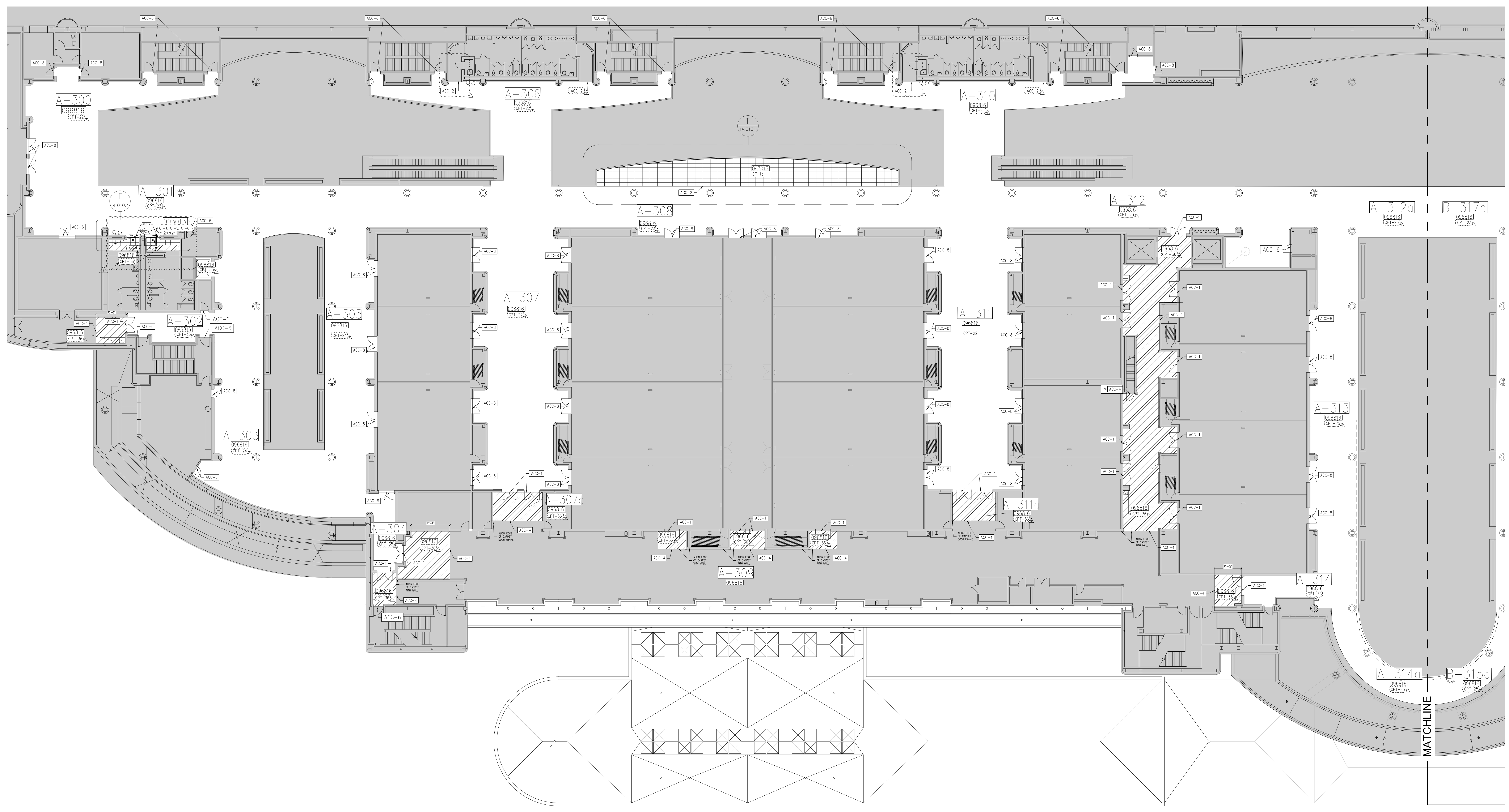
**DRAWN BY:**  
KG  
**CHECKED BY:**  
JNK

**DRAWING NUMBER**

LEVEL 300 - AREA A

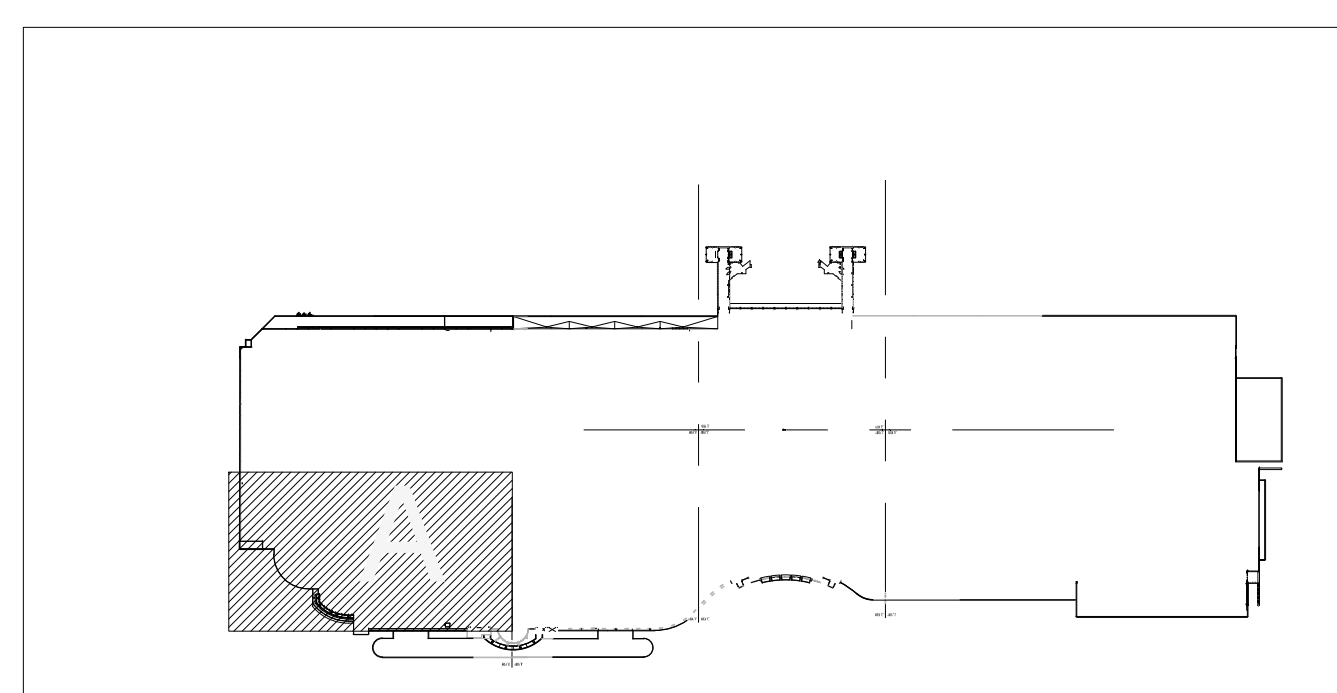
**12.301**

This document is not an architectural or engineering study, drawing, specification, or design and is not to be used for construction of any load-bearing columns, load-bearing framing or walls of structures, or issuance of any building permits, except as otherwise provided by law.



AREA 'A' | AREA 'B'

**KEY PLAN:**





**WEST CONCOURSE FLOORING REPLACEMENT**

**WEST BUILDING FLOORING MASTERPLAN  
LEVEL 300 - AREA B**

**KEY NOTES:**

- 093013 CERAMIC TILING
- 096623 RESINOUS TERRAZZO
- 096816 SHEET CARPET
- SEE SPECIFICATIONS FOR DETAILS

**FINISH LEGEND:**

- CPT
- CPT
- TZ
- CT
- NOT IN SCOPE
- EXISTING CERAMIC TILE TO REMAIN
- EXISTING CERAMIC TILE TO BE REMOVED
- CT - RESTROOMS

**GENERAL NOTES:**

1. WHEN FLOORING SYMBOLS ARE FOLLOWED BY NUMBERS, REFER TO SHEET 18.001, FINISH SCHEDULES AND DETAILS, CODE SCHEDULES FOR: CERAMIC TILE, CARPET AND ACCESSORIES FOR TYPE OF FLOORING OR PRODUCT TO BE USED IN THOSE AREAS
2. NOTE LOCATION OF ALL CONSTRUCTION JOINTS

SEAL

**REVISIONS**

- 1 7/05/16 ADDENDUM #3
- 2
- 3
- 4

**PROJECT INFORMATION**

**PROJECT NUMBER:**  
69715  
**DATE:**  
06/02/2016  
**SCALE:**  
1/16" = 1'-0"  
**ISSUED FOR:**  
100% CONSTRUCTION DOCUMENTS

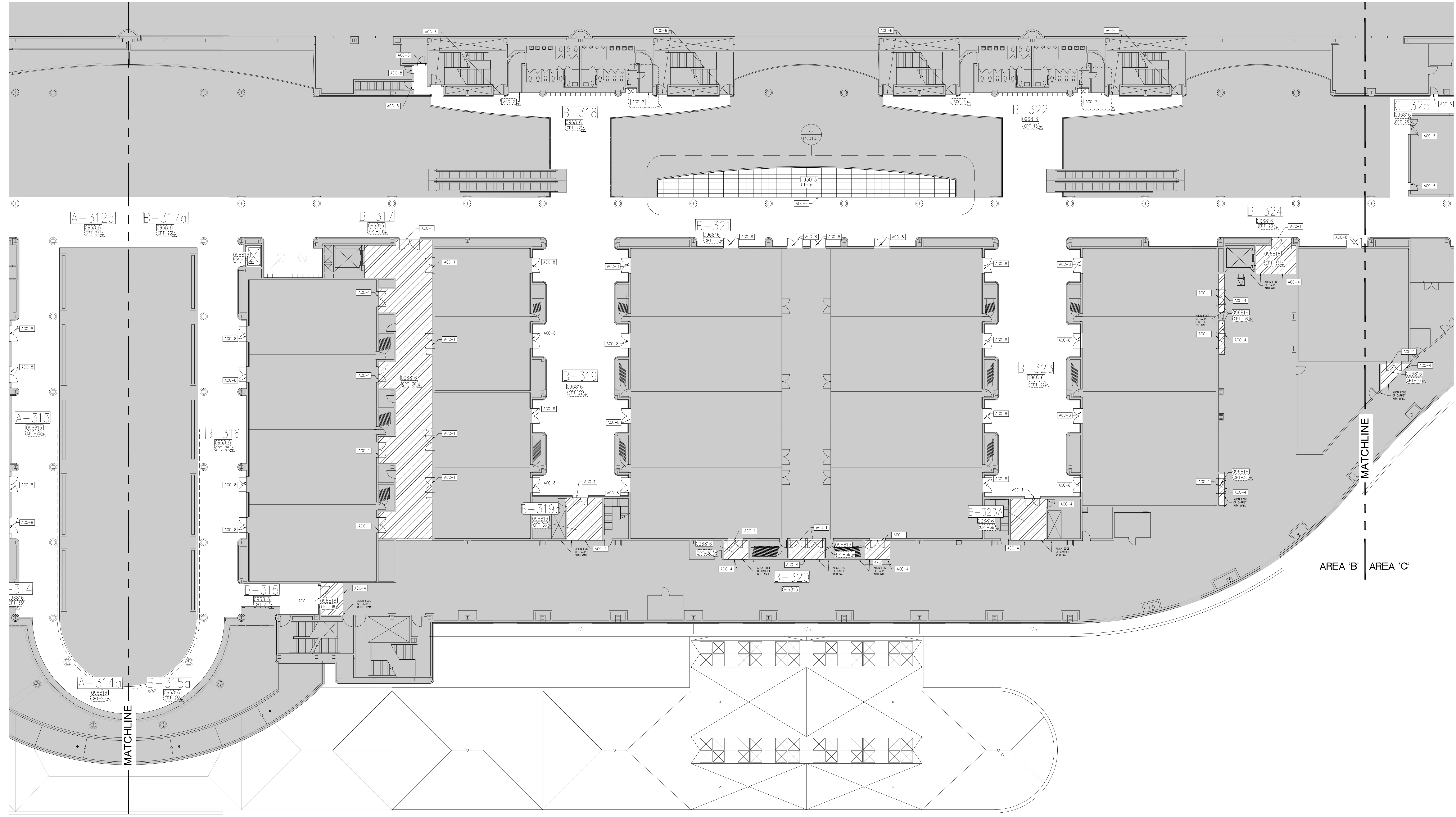
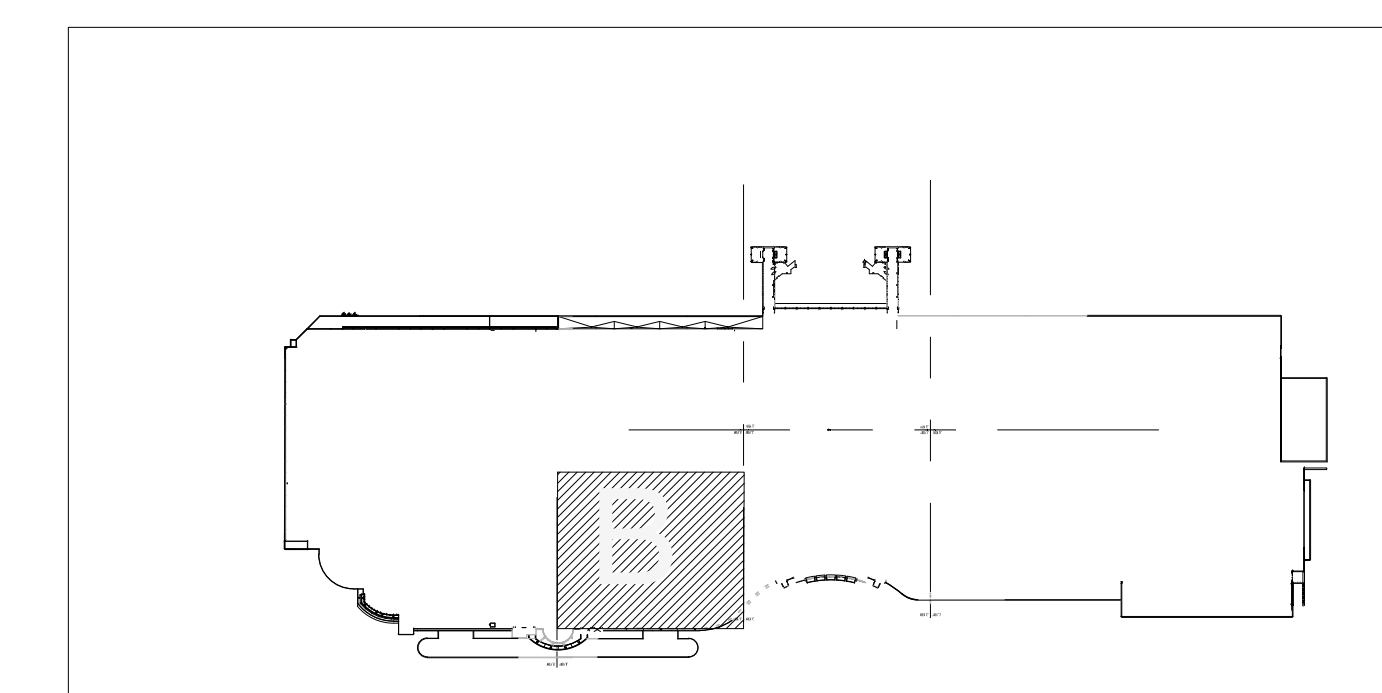
**DRAWN BY:**  
KG  
**CHECKED BY:**  
JNK

**DRAWING NUMBER**

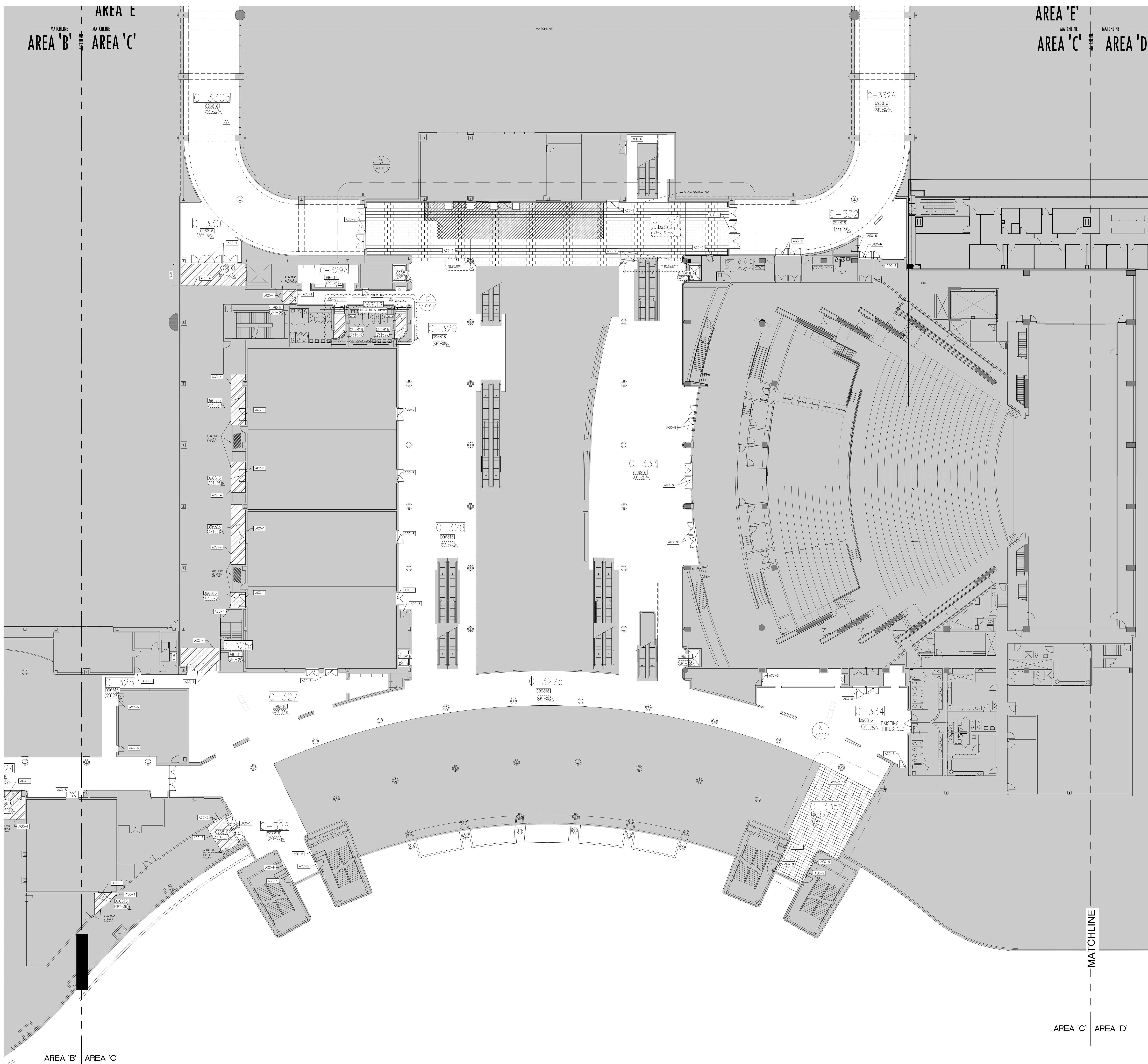
LEVEL 300 - AREA B

**12.302**

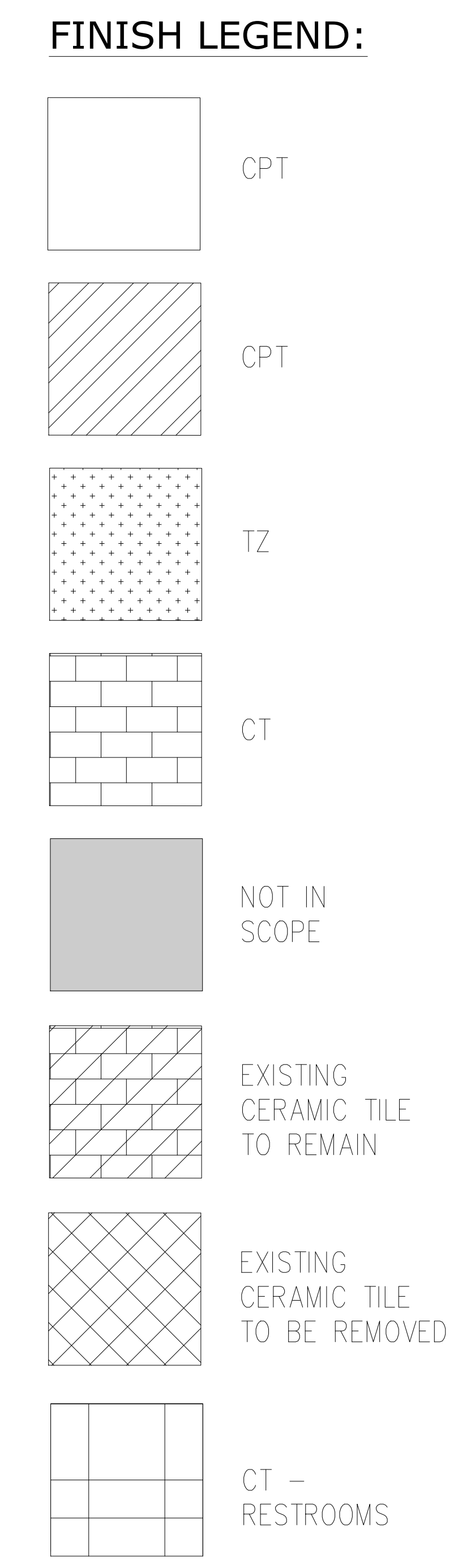
**KEY PLAN:**



This document is not an architectural or engineering study, drawing, specification, or design and is not to be used for construction of any load-bearing columns, load-bearing framing or walls of structures, or issuance of any building permit, except as otherwise provided by law.



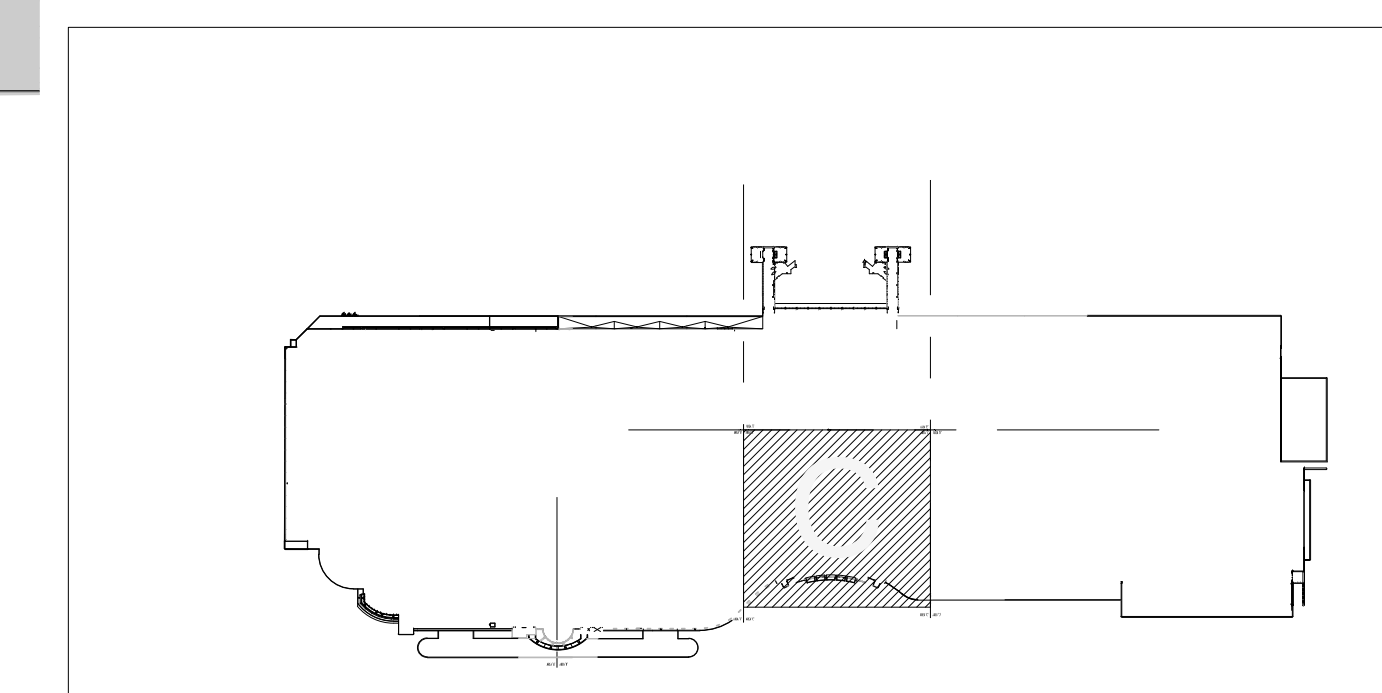
**KEY NOTES:**  
 093013 CERAMIC TILING  
 096623 RESINOUS TERRAZZO  
 096816 SHEET CARPET  
 SEE SPECIFICATIONS FOR DETAILS



**GENERAL NOTES:**

- WHEN FLOORING SYMBOLS ARE FOLLOWED BY NUMBERS, REFER TO SHEET 18.001, FINISH SCHEDULES AND DETAILS, CODE SCHEDULES FOR: CERAMIC TILE, CARPET AND ACCESSORIES FOR TYPE OF FLOORING OR PRODUCT TO BE USED IN THOSE AREAS
- NOTE LOCATION OF ALL CONSTRUCTION JOINTS
- CT-3 INCERTION SHALL MATCH EXISTING TILE PATTERN

**KEY PLAN:**



**ORANGE COUNTY CONVENTION CENTER  
 WEST CONCOURSE FLOORING REPLACEMENT  
 LEVEL 300 - PARTIAL PLAN 'C'**

SEAL

REVISIONS

- 1 7/05/16 ADDENDUM #3
- 2
- 3
- 4

PROJECT INFORMATION

PROJECT NUMBER:  
**69715**  
 DATE:  
**06/02/2016**  
 SCALE:  
 1/16" = 1'-0"  
 ISSUED FOR:  
 100% CONSTRUCTION DOCUMENTS

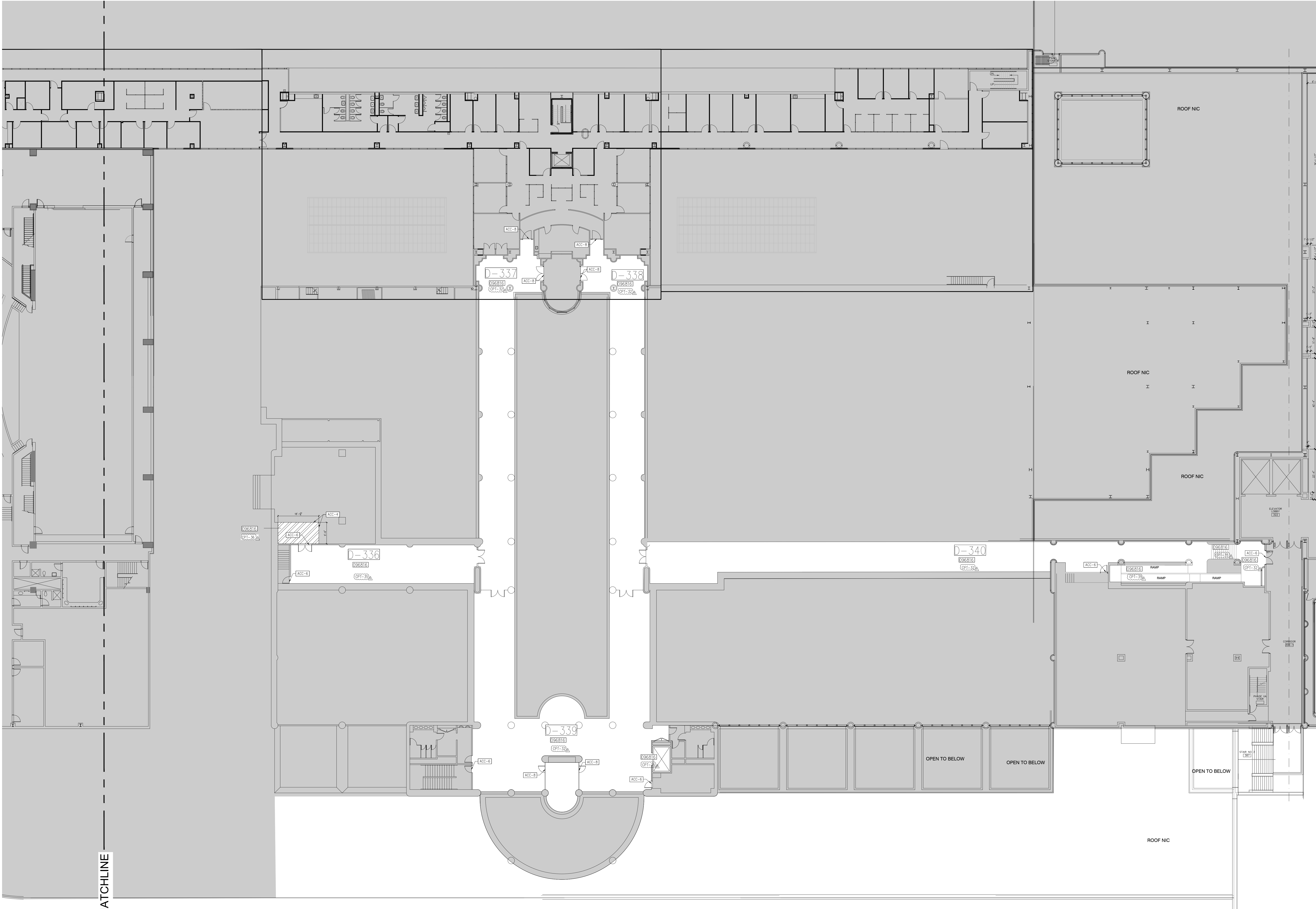
DRAWN BY:  
 KG  
 CHECKED BY:  
 JNK

DRAWING NUMBER

LEVEL 300 - AREA C

**12.303**

This document is not an architectural or engineering study, drawing, specification, or design and is not to be used for construction of any load-bearing columns, load-bearing framing or walls of structures, or issuance of any building permits, except as otherwise provided by law.



**KEY NOTES:**  
 093013 CERAMIC TILING  
 096623 RESINOUS TERRAZZO  
 096818 SHEET CARPET  
 SEE SPECIFICATIONS FOR DETAILS

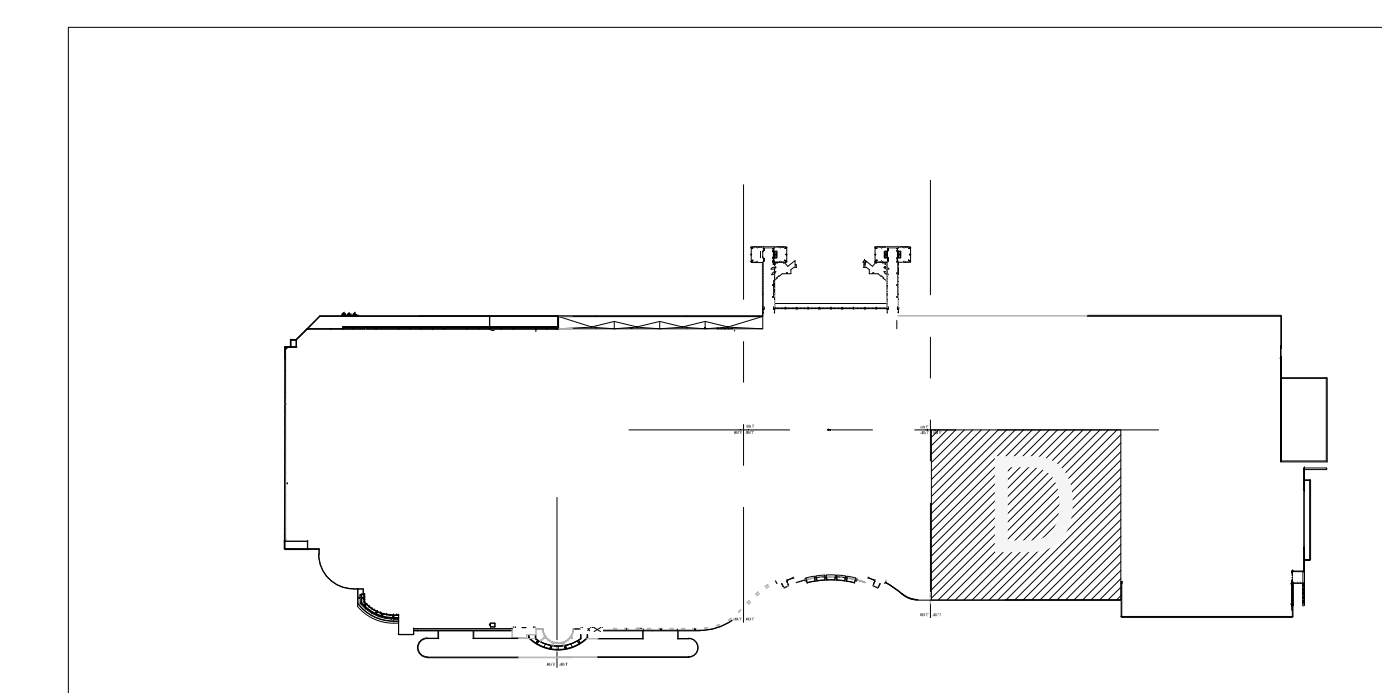
**FINISH LEGEND:**

	CPT
	CPT
	TZ
	CT
	NOT IN SCOPE
	EXISTING CERAMIC TILE TO REMAIN
	EXISTING CERAMIC TILE TO BE REMOVED
	CT - RESTROOMS

**GENERAL NOTES:**

- WHEN FLOORING SYMBOLS ARE FOLLOWED BY NUMBERS, REFER TO SHEET 18.001, FINISH SCHEDULES AND DETAILS, CODE SCHEDULES FOR: CERAMIC TILE, CARPET AND ACCESSORIES FOR TYPE OF FLOORING OR PRODUCT TO BE USED IN THOSE AREAS
- NOTE LOCATION OF ALL CONSTRUCTION JOINTS


**KEY PLAN:**



**ORANGE COUNTY CONVENTION CENTER**

**WEST CONCOURSE FLOORING REPLACEMENT  
 LEVEL 300 - AREA D**

SEAL



REVISIONS

- 1 7/05/16 ADDENDUM #3
- 2
- 3
- 4

PROJECT INFORMATION

PROJECT NUMBER:  
**69715**  
 DATE:  
**06/02/2016**  
 SCALE:  
 1/16" = 1'-0"  
 ISSUED FOR:  
 100% CONSTRUCTION DOCUMENTS

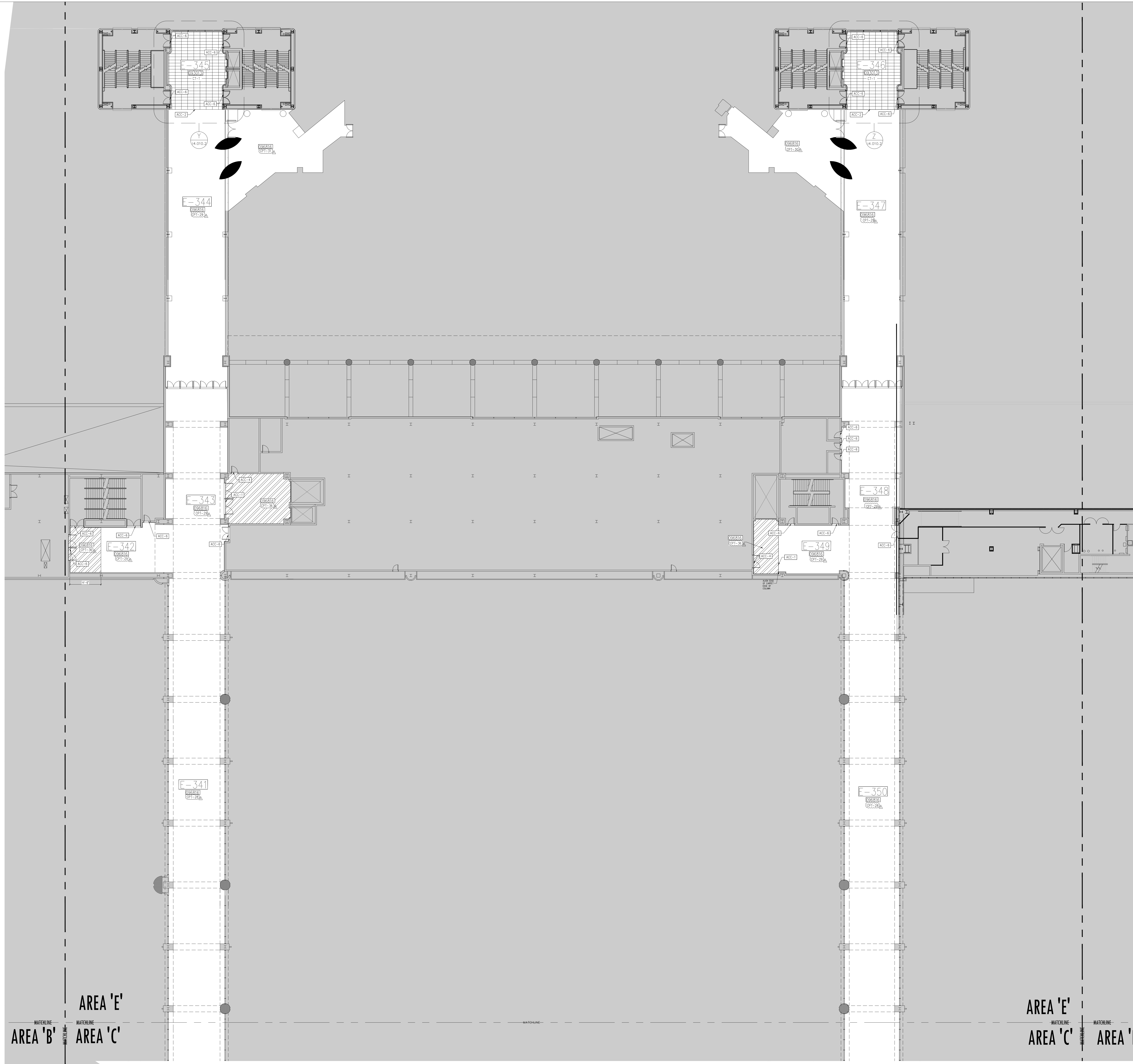
DRAWN BY:  
 KG  
 CHECKED BY:  
 JNK

DRAWING NUMBER  
 LEVEL 300 - AREA D

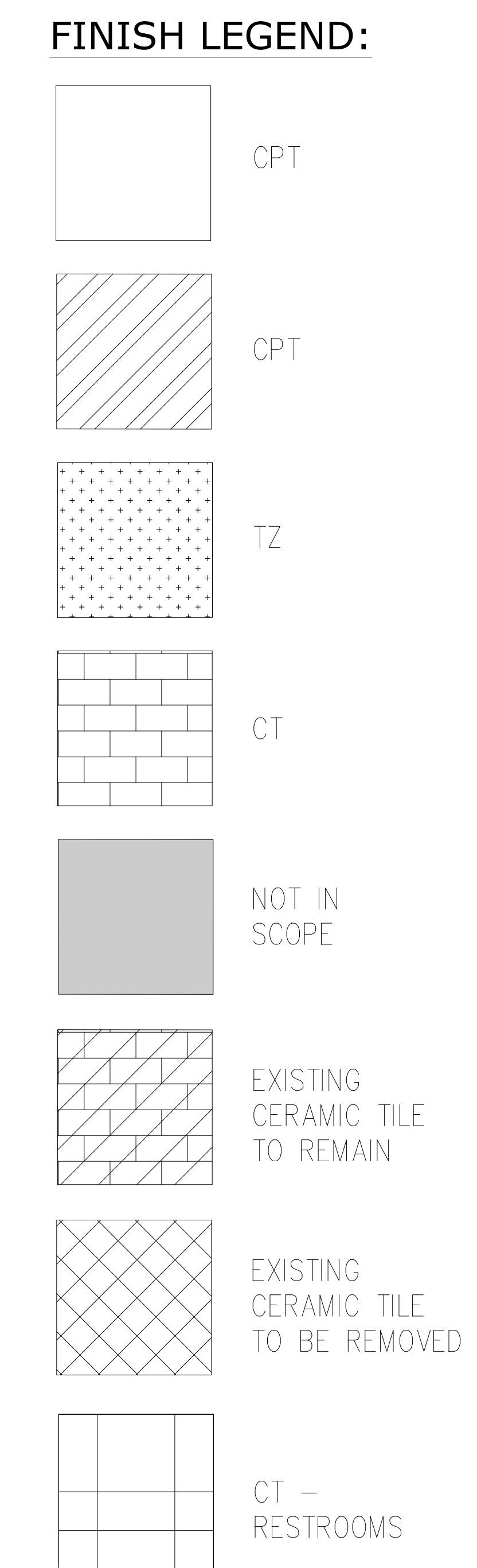
**12.304**

This document is not an architectural or engineering study, drawing, specification, or design and is not to be used for construction of any load-bearing columns, load-bearing framing or walls of structures, or issuance of any building permits, except as otherwise provided by law.





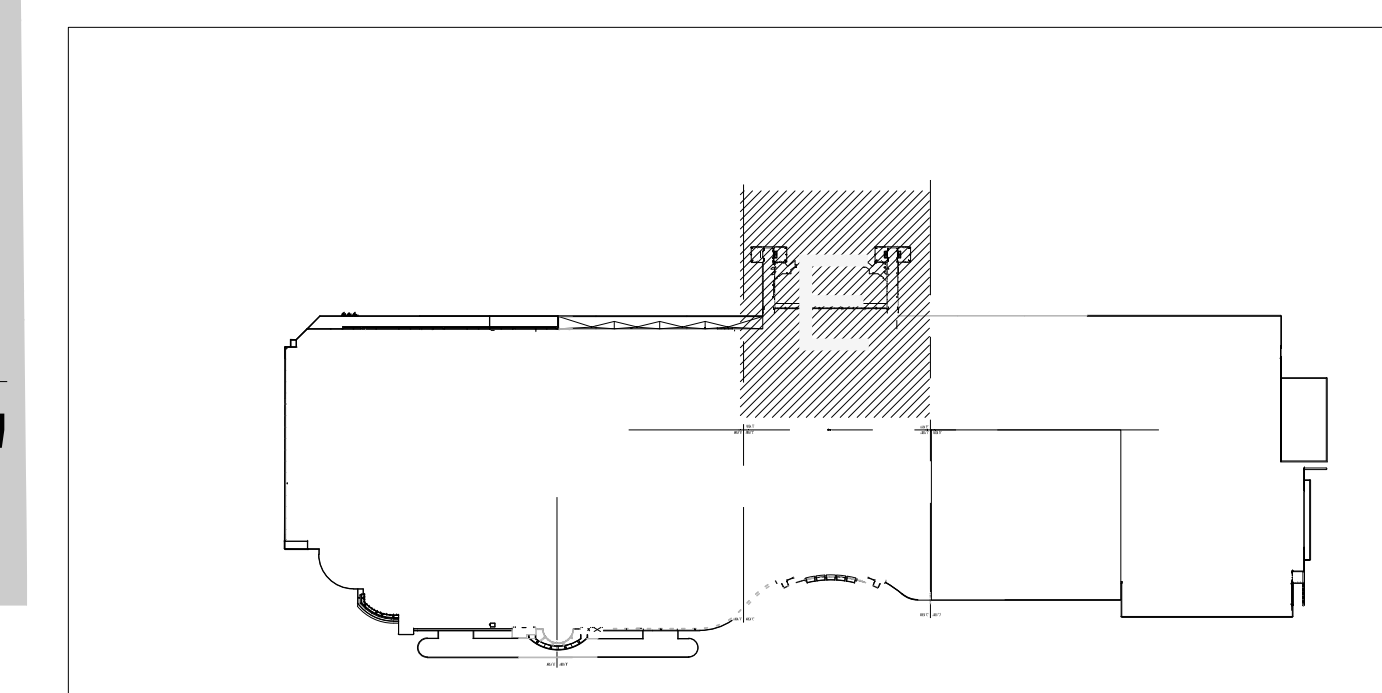
**KEY NOTES:**  
 093013 CERAMIC TILING  
 096623 RESINOUS TERRAZZO  
 096816 SHEET CARPET  
 SEE SPECIFICATIONS FOR DETAILS



**GENERAL NOTES:**

- WHEN FLOORING SYMBOLS ARE FOLLOWED BY NUMBERS, REFER TO SHEET 18.001, FINISH SCHEDULES AND DETAILS, CODE SCHEDULES FOR: CERAMIC TILE, CARPET AND ACCESSORIES FOR TYPE OF FLOORING OR PRODUCT TO BE USED IN THOSE AREAS
- NOTE LOCATION OF ALL CONSTRUCTION JOINTS


**KEY PLAN:**



**ORANGE COUNTY CONVENTION CENTER**

**WEST CONCOURSE FLOORING REPLACEMENT  
LEVEL 300 - AREA D**

SEAL



REVISIONS

- 1 7/05/16 ADDENDUM #3
- 2
- 3
- 4

PROJECT INFORMATION

PROJECT NUMBER:  
**69715**  
 DATE:  
**06/02/2016**  
 SCALE:  
1/16" = 1'-0"  
 ISSUED FOR:  
100% CONSTRUCTION DOCUMENTS

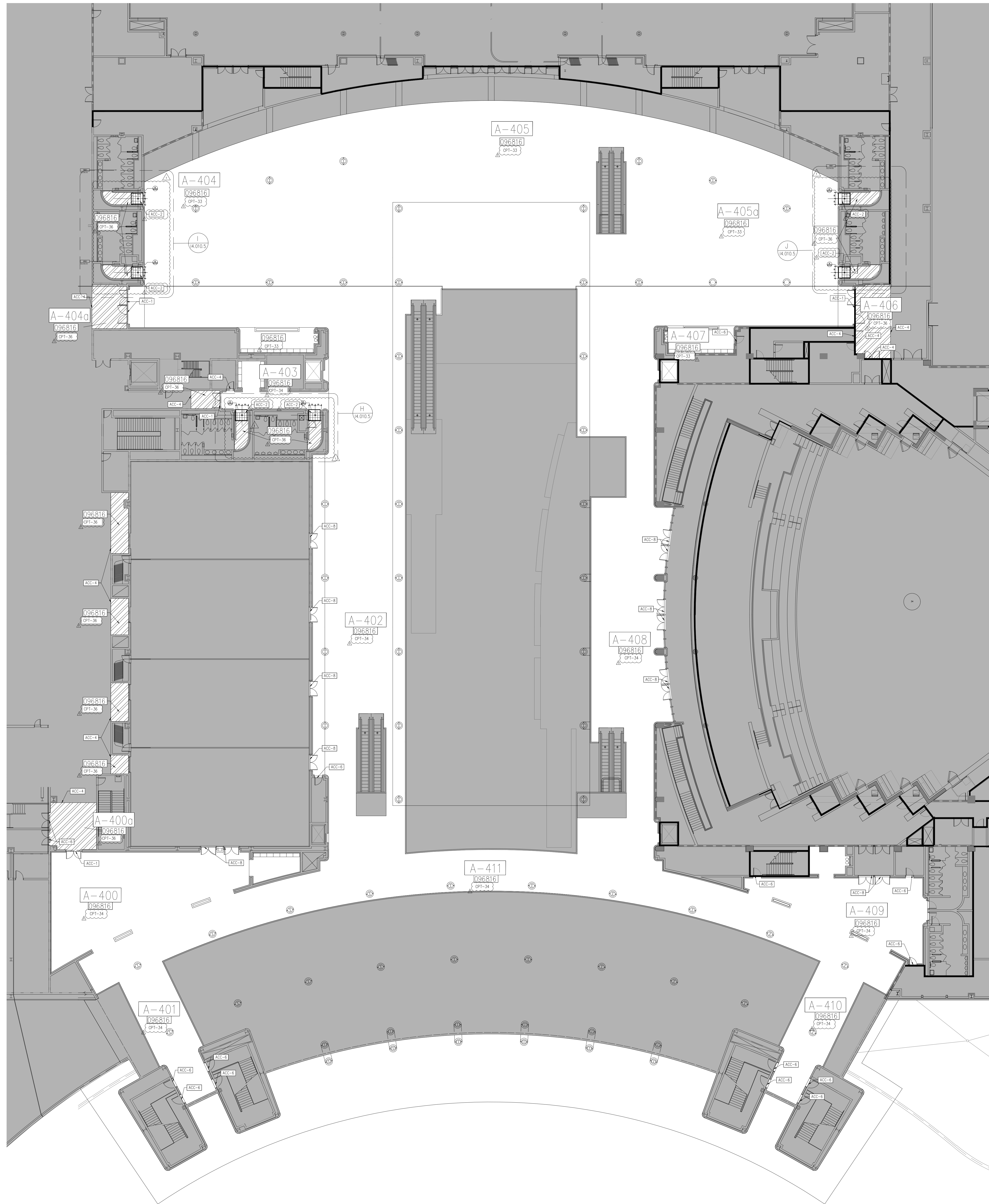
DRAWN BY:  
KG  
 CHECKED BY:  
JNK

DRAWING NUMBER  
LEVEL 300 - AREA E

**12.305**

This document is not an architectural or engineering study, drawing, specification, or design and is not to be used for construction of any load-bearing columns, load-bearing framing or walls of structures, or issuance of any building permits, except as otherwise provided by law.

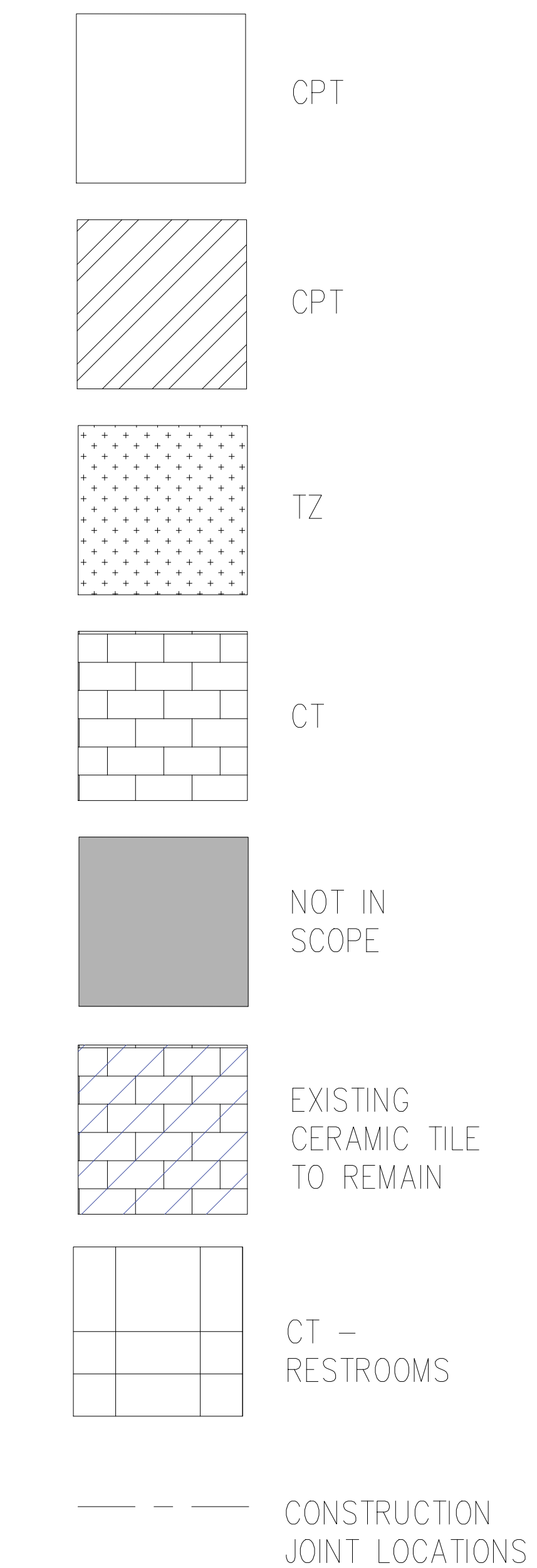




**KEY NOTES:**

- 093013 CERAMIC TILING
- 096623 RESINOUS TERRAZZO
- 096816 SHEET CARPET
- SEE SPECIFICATIONS FOR DETAILS

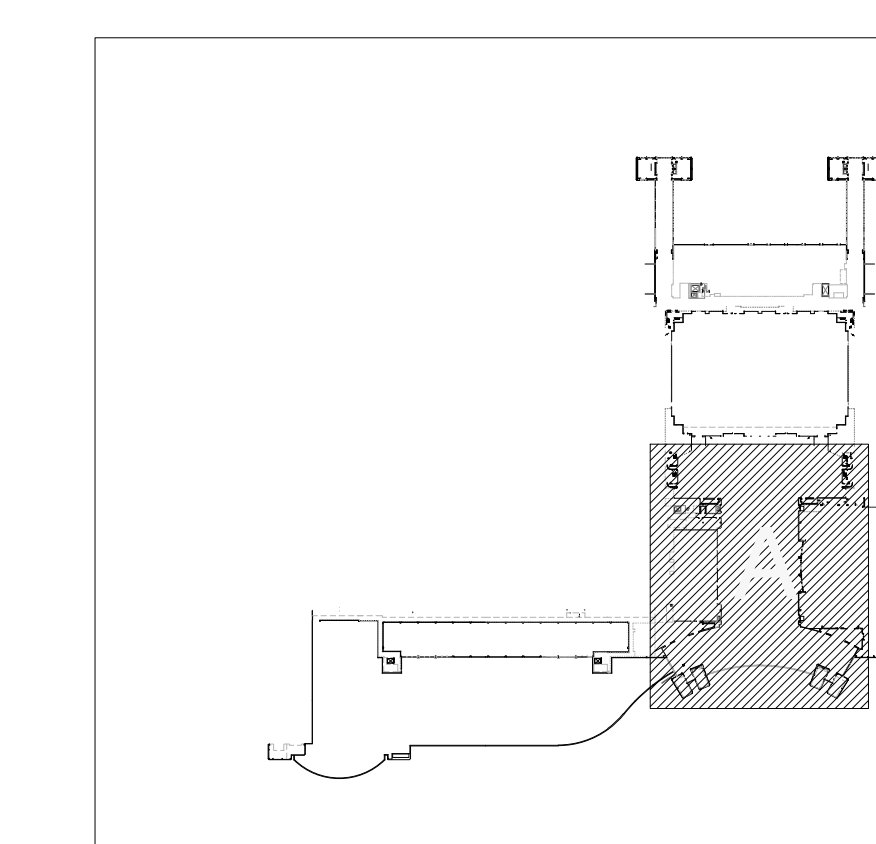
**FINISH LEGEND:**



**GENERAL NOTES:**

1. WHEN FLOORING SYMBOLS ARE FOLLOWED BY NUMBERS, REFER TO SHEET 18.001, FINISH SCHEDULES AND DETAILS, CODE SCHEDULES FOR: CERAMIC TILE, CARPET AND ACCESSORIES FOR TYPE OF FLOORING OR PRODUCT TO BE USED IN THOSE AREAS
2. NOTE LOCATION OF ALL CONSTRUCTION JOINTS


**KEY PLAN:**



**ORANGE COUNTY CONVENTION CENTER**

**WEST CONCOURSE FLOORING REPLACEMENT  
 LEVEL 400 - AREA A**

**SEAL**



**REVISIONS**

- 1. 7/05/16 ADDENDUM #3
- 2.
- 3.
- 4.

**PROJECT INFORMATION**

**PROJECT NUMBER:**  
69715  
**DATE:**  
06/02/2016  
**SCALE:**  
1/64" = 1'-0"  
**ISSUED FOR:**  
100% CONSTRUCTION DOCUMENTS

**DRAWN BY:**  
KJG  
**CHECKED BY:**  
JNKC

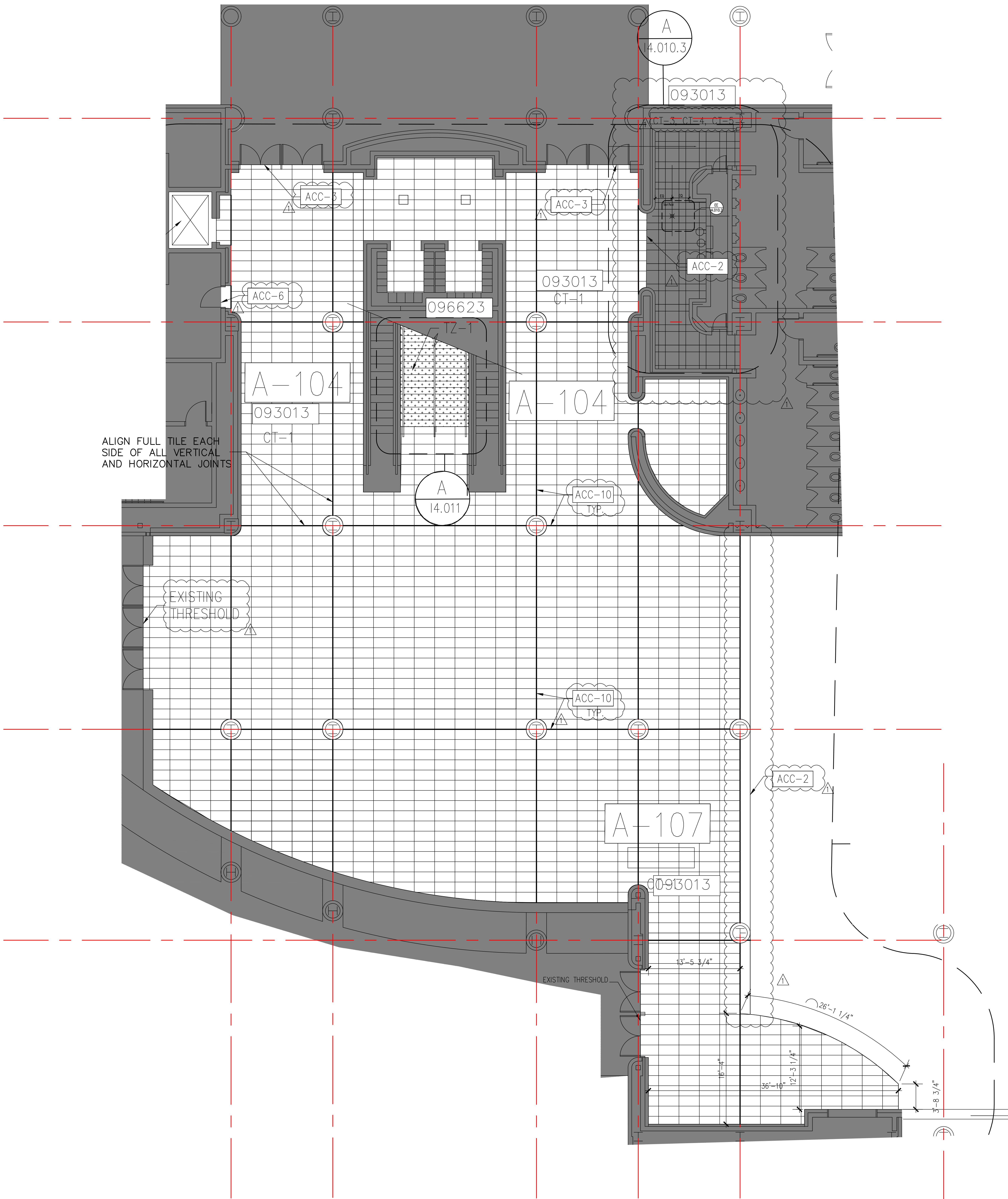
**DRAWING NUMBER**

LEVEL 400 - AREA A

**12.401**

This document is not an architectural or engineering study, drawing, specification, or design and is not to be used for construction of any load-bearing columns, load-bearing framing or walls of structures, or issuance of any building permits, except as otherwise provided by law.

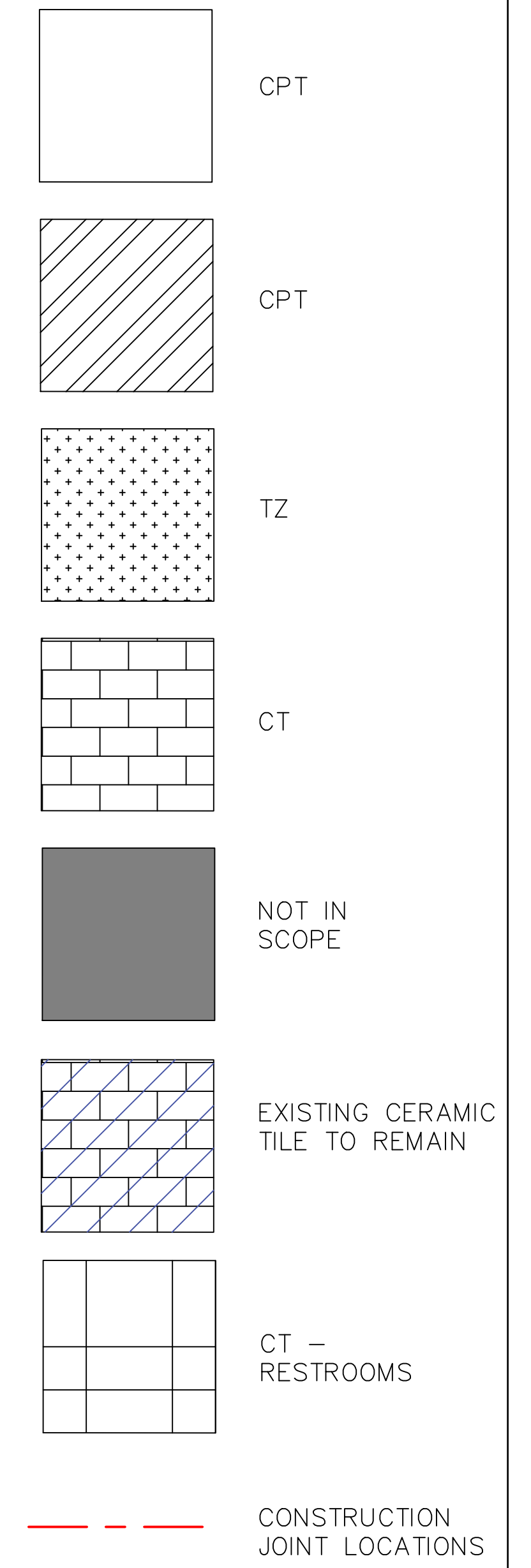




**KEY NOTES:**

- 093013 CERAMIC TILING
  - 096623 RESINOUS TERRAZZO
  - 096816 SHEET CARPET
- SEE SPECIFICATIONS FOR DETAILS

**FINISH LEGEND:**



**GENERAL NOTES:**

1. WHEN FLOORING SYMBOLS ARE FOLLOWED BY NUMBERS, REFER TO SHEET 18.001, FINISH SCHEDULES AND DETAILS, CODE SCHEDULES FOR: CERAMIC TILE, CARPET AND ACCESSORIES FOR TYPE OF FLOORING OR PRODUCT TO BE USED IN THOSE AREAS
2. NOTE LOCATION OF ALL CONSTRUCTION JOINTS



**ORANGE COUNTY CONVENTION CENTER**  
WEST CONCOURSE FLOORING REPLACEMENT  
ENLARGED PLANS - CERAMIC TILE

SEAL

**REVISIONS**

- 1. 7/05/16 ADDENDUM #3
- 2.
- 3.
- 4.

**PROJECT INFORMATION**

PROJECT NUMBER:  
**69715**  
DATE:  
**06/02/2016**  
SCALE:  
3/16" = 1'-0"  
ISSUED FOR:  
100% CONSTRUCTION DOCUMENTS

DRAWN BY:  
KG  
CHECKED BY:  
JNK

**DRAWING NUMBER**

ENLARGED PLANS  
CERAMIC TILE  
**14.001**

This document is not an architectural or engineering study, drawing, specification, or design and is not to be used for construction of any load-bearing columns, load-bearing framing or walls of structures, or issuance of any building permit, except as otherwise provided by law.




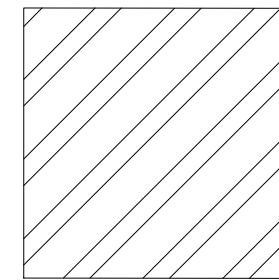

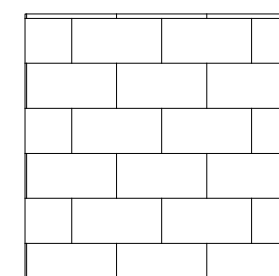

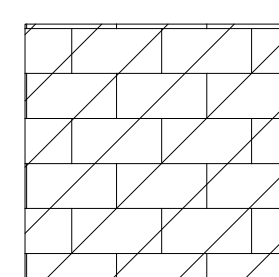
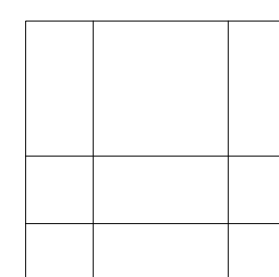

**ORANGE COUNTY CONVENTION CENTER**

**WEST CONCOURSE FLOORING REPLACEMENT  
ENLARGED PLANS - CERAMIC TILE**

**KEY NOTES:**

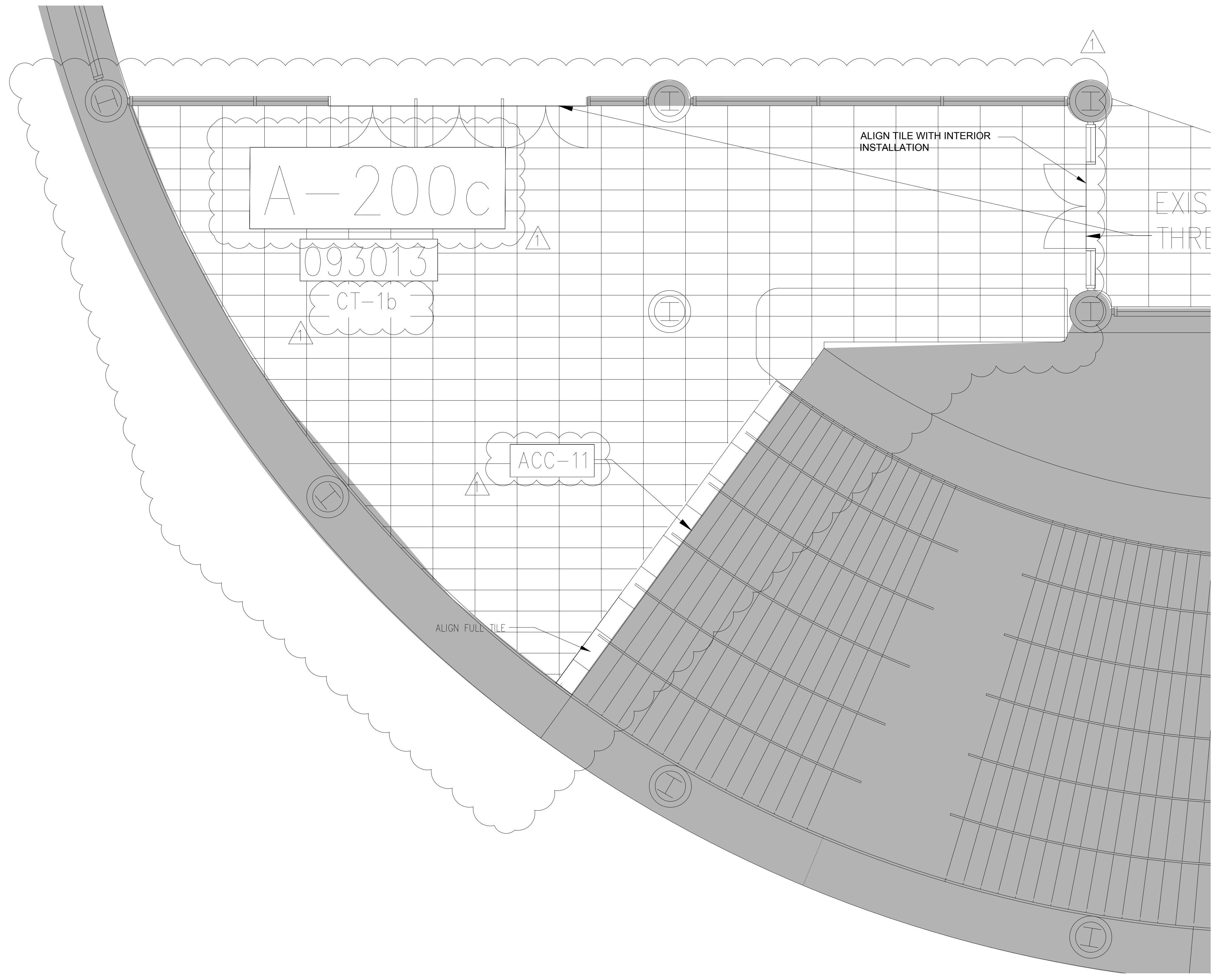
- 093013 CERAMIC TILING
  - 096623 RESINOUS TERRAZZO
  - 096816 SHEET CARPET
- SEE SPECIFICATIONS FOR DETAILS

**FINISH LEGEND:**


-  CPT
-  CPT
-  TZ
-  CT
-  NOT IN SCOPE
-  EXISTING CERAMIC TILE TO REMAIN
-  CT - RESTROOMS
-  CONSTRUCTION JOINT LOCATIONS

**GENERAL NOTES:**

1. WHEN FLOORING SYMBOLS ARE FOLLOWED BY NUMBERS, REFER TO SHEET 18.001, FINISH SCHEDULES AND DETAILS, CODE SCHEDULES FOR: CERAMIC TILE, CARPET AND ACCESSORIES FOR TYPE OF FLOORING OR PRODUCT TO BE USED IN THOSE AREAS
2. NOTE LOCATION OF ALL CONSTRUCTION JOINTS



SEAL



REVISIONS

- 1 7/05/16 ADDENDUM #3
- 2
- 3
- 4

PROJECT INFORMATION

PROJECT NUMBER:  
**69715**  
DATE:  
**06/02/2016**  
SCALE:  
1/4" = 1'-0"  
ISSUED FOR:  
100% CONSTRUCTION DOCUMENTS

DRAWN BY:  
KCS  
CHECKED BY:  
JNK

DRAWING NUMBER

ENLARGED PLANS  
CERAMIC TILE  
**14.002.1**

This document is not an architectural or engineering plan, drawing, specification, design, or is not to be used for the construction of any load-bearing columns, load-bearing framing or walls of structures, or issuance of any building permit, except as otherwise provided by law.




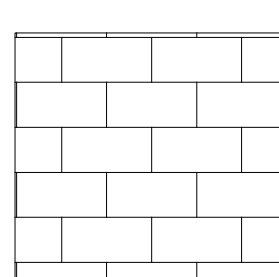

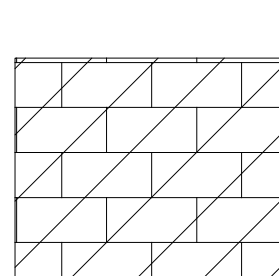
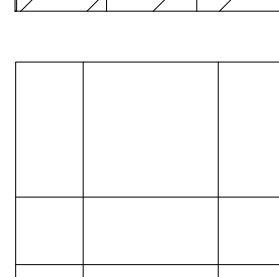
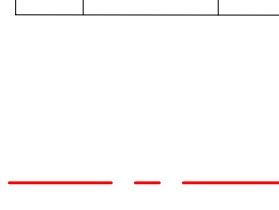
**ORANGE COUNTY CONVENTION CENTER**

**WEST CONCOURSE FLOORING REPLACEMENT  
ENLARGED PLANS - CERAMIC TILE**

**KEY NOTES:**

- 093013 CERAMIC TILING
- 096623 RESINOUS TERRAZZO
- 096816 SHEET CARPET
- SEE SPECIFICATIONS FOR DETAILS


**FINISH LEGEND:**

-  CPT
-  CPT
-  TZ
-  CT
-  NOT IN SCOPE
-  EXISTING CERAMIC TILE TO REMAIN
-  CT - RESTROOMS
-  CONSTRUCTION JOINT LOCATIONS

**GENERAL NOTES:**

1. WHEN FLOORING SYMBOLS ARE FOLLOWED BY NUMBERS, REFER TO SHEET 18.001, FINISH SCHEDULES AND DETAILS, CODE SCHEDULES FOR: CERAMIC TILE, CARPET AND ACCESSORIES FOR TYPE OF FLOORING OR PRODUCT TO BE USED IN THOSE AREAS
2. NOTE LOCATION OF ALL CONSTRUCTION JOINTS

SEAL



REVISIONS

- 1 7/05/16 ADDENDUM #3
- 2
- 3
- 4

PROJECT INFORMATION

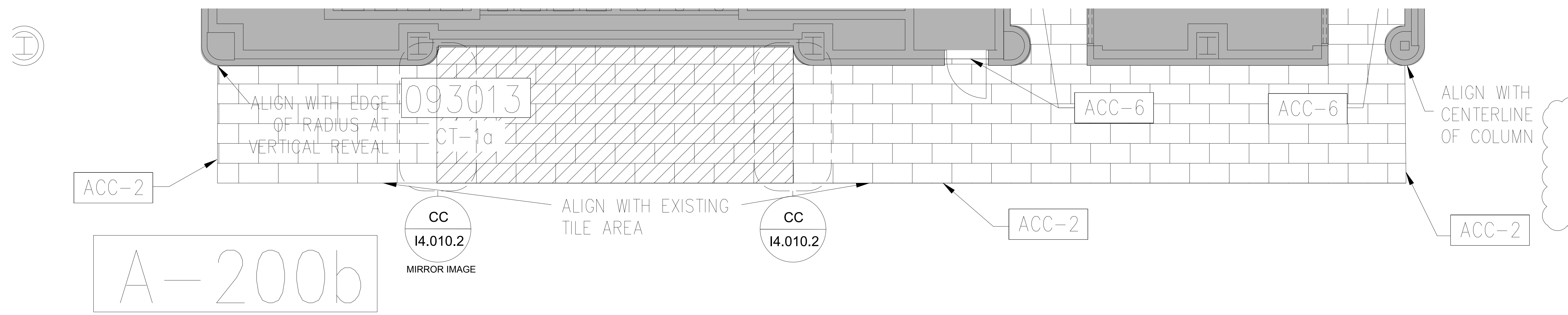
PROJECT NUMBER:  
**69715**  
DATE:  
**06/02/2016**  
SCALE:  
1/4" = 1'-0"  
ISSUED FOR:  
100% CONSTRUCTION DOCUMENTS

DRAWN BY:  
CHECKED BY:  
JNK

DRAWING NUMBER

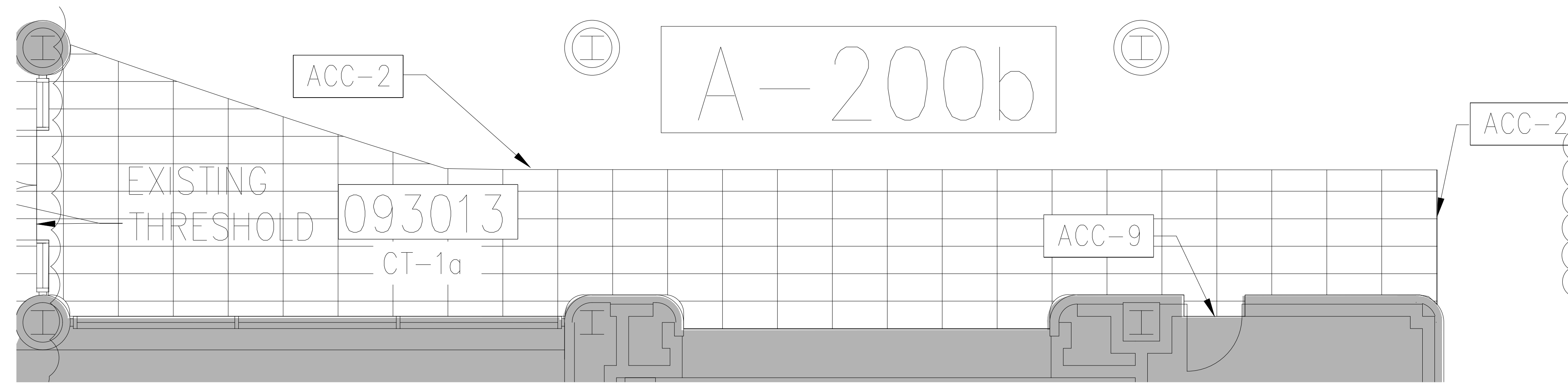
ENLARGED PLANS  
CERAMIC TILE  
**14.002.2**

This document is not an architectural or engineering study, drawing, specification, or design and is not to be used for construction of any load-bearing columns, load-bearing framing or walls of structures, or issuance of any building permit, except as otherwise provided by law.



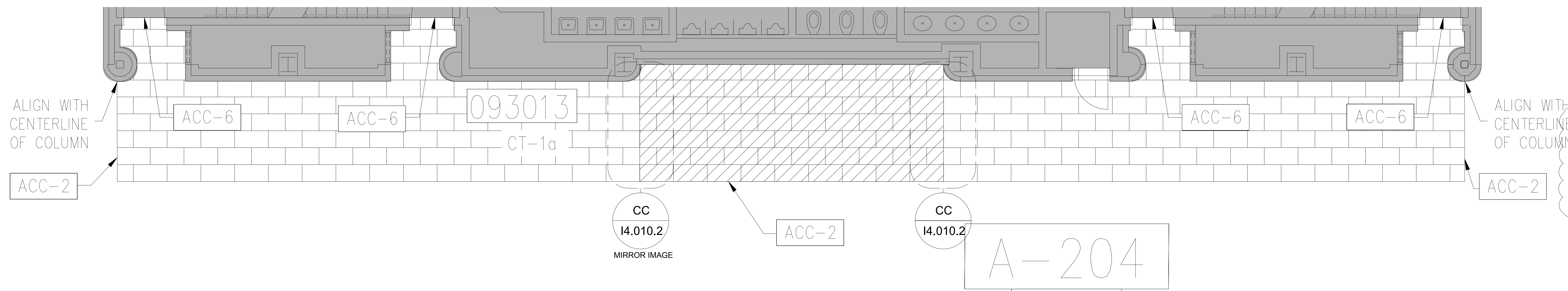
**B ENLARGED PLAN- CERAMIC TILE**

1/4" = 1'-0"



**C ENLARGED PLAN- CERAMIC TILE**

1/4" = 1'-0"



**D ENLARGED PLANS - CERAMIC TILE**

1/4" = 1'-0"



**ORANGE COUNTY CONVENTION CENTER**

**WEST CONCOURSE FLOORING REPLACEMENT  
 ENLARGED PLANS - CERAMIC TILE**

**KEY NOTES:**


- 093013 CERAMIC TILING
- 096623 RESINOUS TERRAZZO
- 096816 SHEET CARPET
- SEE SPECIFICATIONS FOR DETAILS

**FINISH LEGEND:**

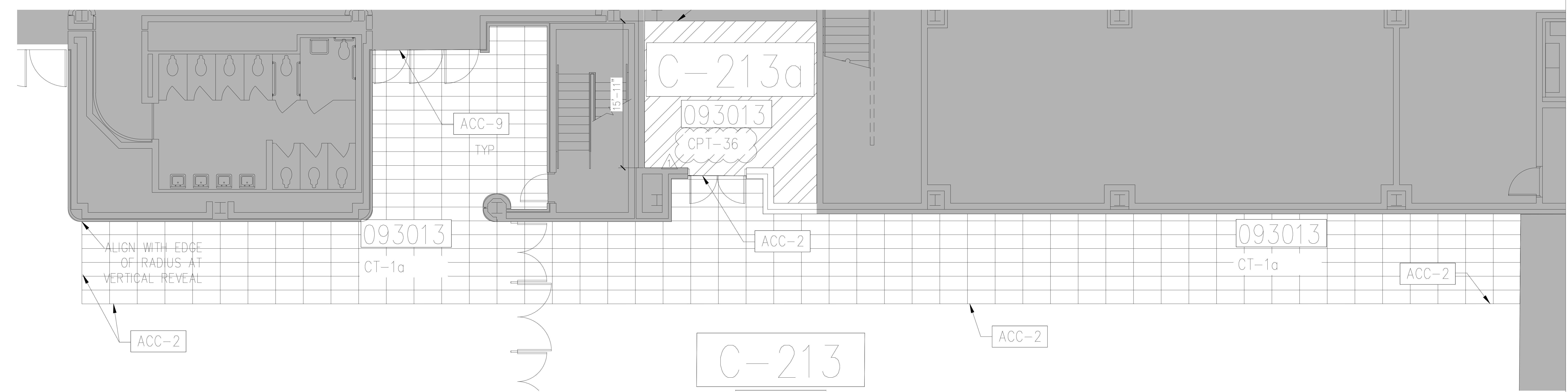
- CPT
- CPT
- TZ
- CT
- NOT IN SCOPE
- EXISTING CERAMIC TILE TO REMAIN
- CT - RESTROOMS
- CONSTRUCTION JOINT LOCATIONS

**GENERAL NOTES:**

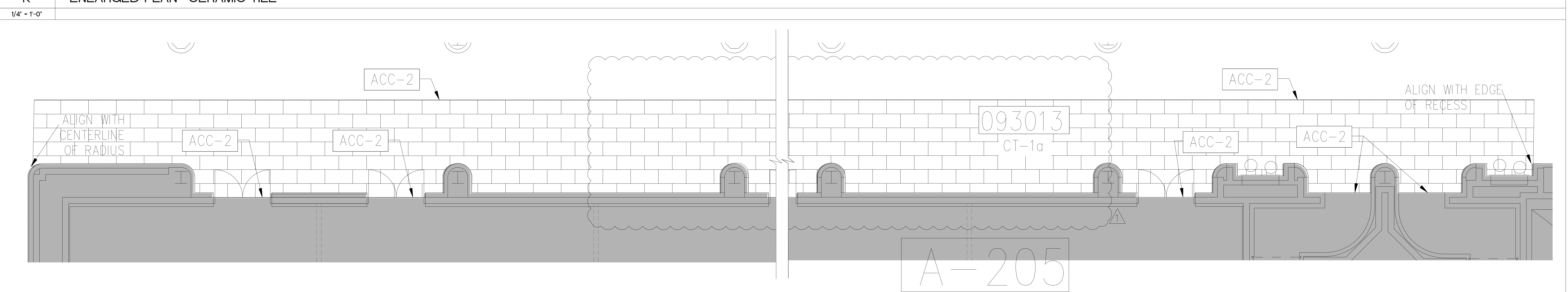
1. WHEN FLOORING SYMBOLS ARE FOLLOWED BY NUMBERS, REFER TO SHEET 18.001, FINISH SCHEDULES AND DETAILS, CODE SCHEDULES FOR: CERAMIC TILE, CARPET AND ACCESSORIES FOR TYPE OF FLOORING OR PRODUCT TO BE USED IN THOSE AREAS
2. NOTE LOCATION OF ALL CONSTRUCTION JOINTS



**J ENLARGED PLAN- CERAMIC TILE**  
 1/4" = 1'-0"




**K ENLARGED PLAN- CERAMIC TILE**  
 1/4" = 1'-0"



**L ENLARGED PLAN - CERAMIC TILE**  
 1/4" = 1'-0"

SEAL



REVISIONS

- 1 7/05/16 ADDENDUM #3
- 2
- 3
- 4

PROJECT INFORMATION

**PROJECT NUMBER:** 69715  
**DATE:** 06/02/2016  
**SCALE:** 1/4" = 1'-0"  
**ISSUED FOR:** 100% CONSTRUCTION DOCUMENTS

**DRAWN BY:** JCC  
**CHECKED BY:** JNK

DRAWING NUMBER

**ENLARGED PLANS  
 CERAMIC TILE  
 14.004**

This document is not an architectural or engineering study, drawing, specification, or design and is not to be used for construction of any load-bearing columns, load-bearing framing or walls of structures, or issuance of any building permit, except as otherwise provided by law.

**ORANGE COUNTY CONVENTION CENTER**

**WEST CONCOURSE FLOORING REPLACEMENT  
ENLARGED PLANS - CERAMIC TILE**




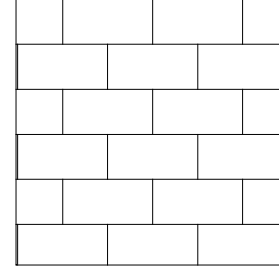

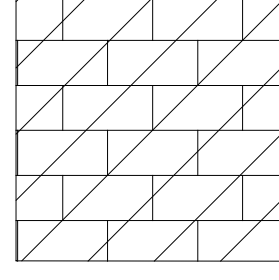
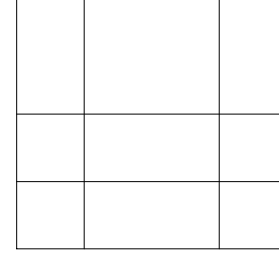

**GENERAL NOTES:**

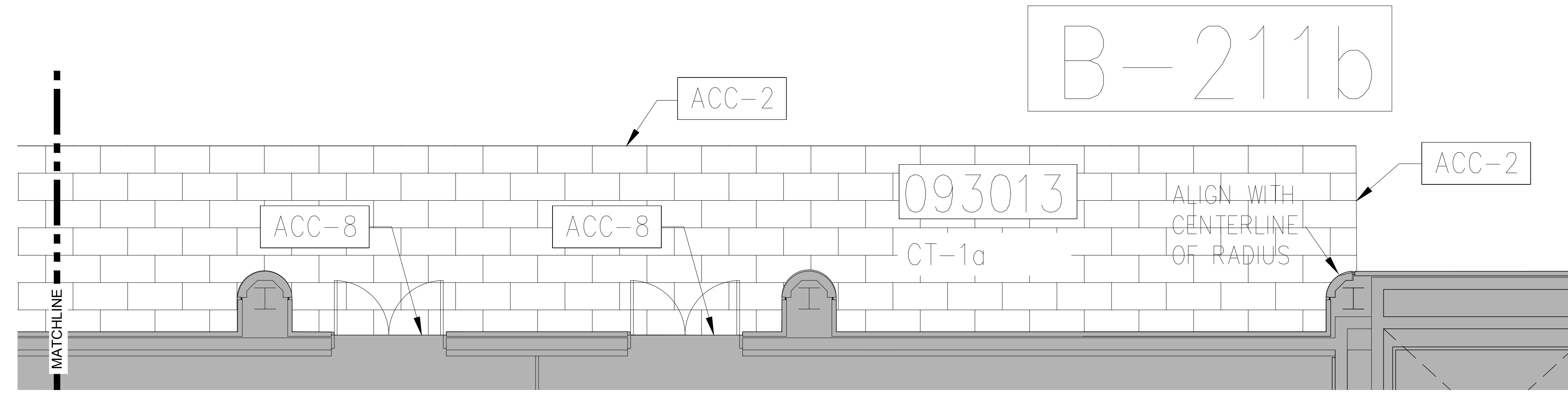
- WHEN FLOORING SYMBOLS ARE FOLLOWED BY NUMBERS, REFER TO SHEET 18.001, FINISH SCHEDULES AND DETAILS, CODE SCHEDULES FOR: CERAMIC TILE, CARPET AND ACCESSORIES FOR TYPE OF FLOORING OR PRODUCT TO BE USED IN THOSE AREAS
- NOTE LOCATION OF ALL CONSTRUCTION JOINTS ON ENLARGED PLANS

**KEY NOTES:**

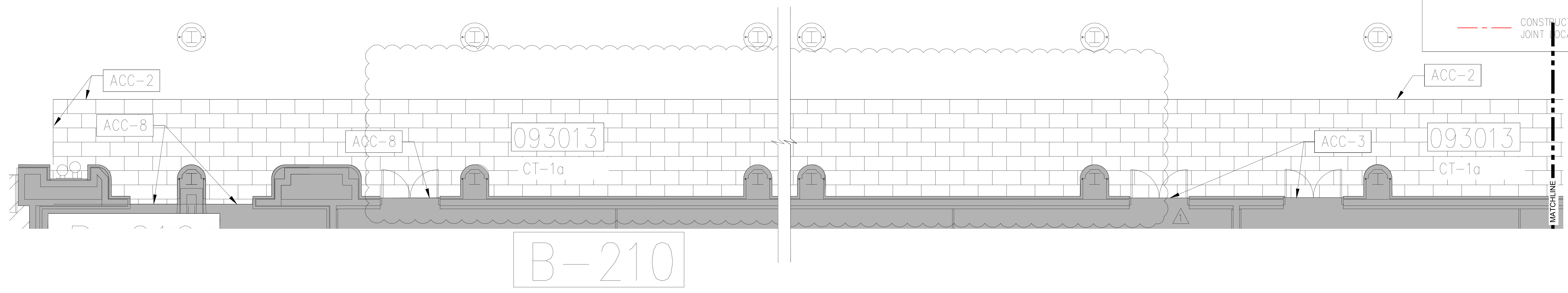
- 093013 CERAMIC TILING
  - 096623 RESINOUS TERRAZZO
  - 096816 SHEET CARPET
- SEE SPECIFICATIONS FOR DETAILS

**FINISH LEGEND:**

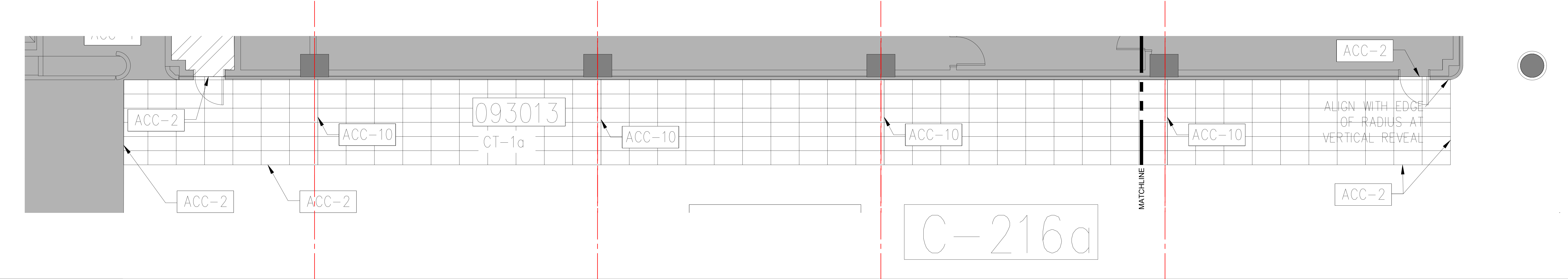
-  CPT
-  CPT
-  TZ
-  CT
-  NOT IN SCOPE
-  EXISTING CERAMIC TILE TO REMAIN
-  CT - RESTROOMS
-  CONSTRUCTION JOINT LOCATIONS



**M** ENLARGED PLAN- CERAMIC TILE  
1/4" = 1'-0"



**N** ENLARGED PLAN- CERAMIC TILE  
1/4" = 1'-0"



**O** ENLARGED PLAN - CERAMIC TILE  
1/4" = 1'-0"

SEAL

REVISIONS

- 1 7/05/16 ADDENDUM #3
- 2
- 3
- 4

PROJECT INFORMATION

PROJECT NUMBER:  
**69715**  
DATE:  
**06/02/2016**  
SCALE:  
1/4" = 1'-0"  
ISSUED FOR:  
100% CONSTRUCTION DOCUMENTS

DRAWN BY:  
CHECKED BY:  
JNK

DRAWING NUMBER

ENLARGED PLANS  
CERAMIC TILE  
**14.005**

This document is not an architectural or engineering study, drawing, specification, or design and is not to be used for construction of any load-bearing columns, load-bearing framing or walls of structures, or issuance of any building permit, except as otherwise provided by law.




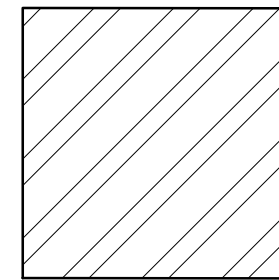

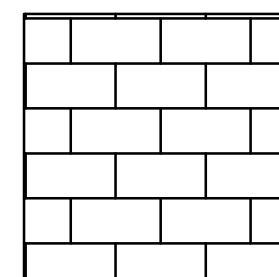

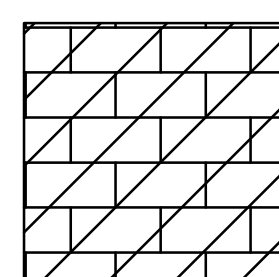
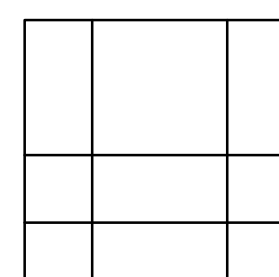

**ORANGE COUNTY CONVENTION CENTER**

**WEST CONCOURSE FLOORING REPLACEMENT  
ENLARGED PLANS - CERAMIC TILE**

**KEY NOTES:**

- 093013 CERAMIC TILING
- 096623 RESINOUS TERRAZZO
- 096816 SHEET CARPET
- SEE SPECIFICATIONS FOR DETAILS

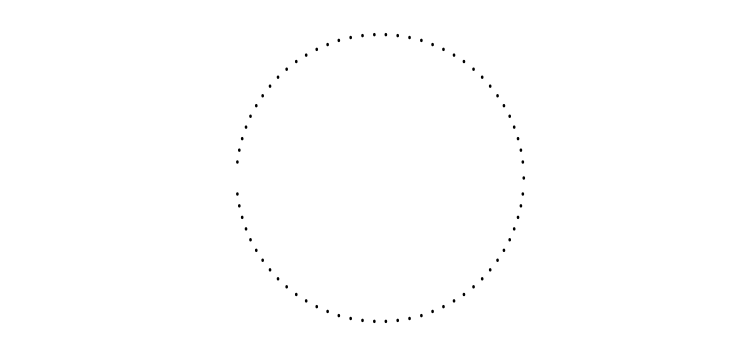
**FINISH LEGEND:**

-  CPT
-  CPT
-  TZ
-  CT
-  NOT IN SCOPE
-  EXISTING CERAMIC TILE TO REMAIN
-  CT - RESTROOMS
-  CONSTRUCTION JOINT LOCATIONS





**GENERAL NOTES:**

1. WHEN FLOORING SYMBOLS ARE FOLLOWED BY NUMBERS, REFER TO SHEET 18.001, FINISH SCHEDULES AND DETAILS, CODE SCHEDULES FOR: CERAMIC TILE, CARPET AND ACCESSORIES FOR TYPE OF FLOORING OR PRODUCT TO BE USED IN THOSE AREAS
2. NOTE LOCATION OF ALL CONSTRUCTION JOINTS ON ENLARGED PLANS

SEAL



REVISIONS

-  7/05/16 ADDENDUM #3
- 
- 
- 

PROJECT INFORMATION

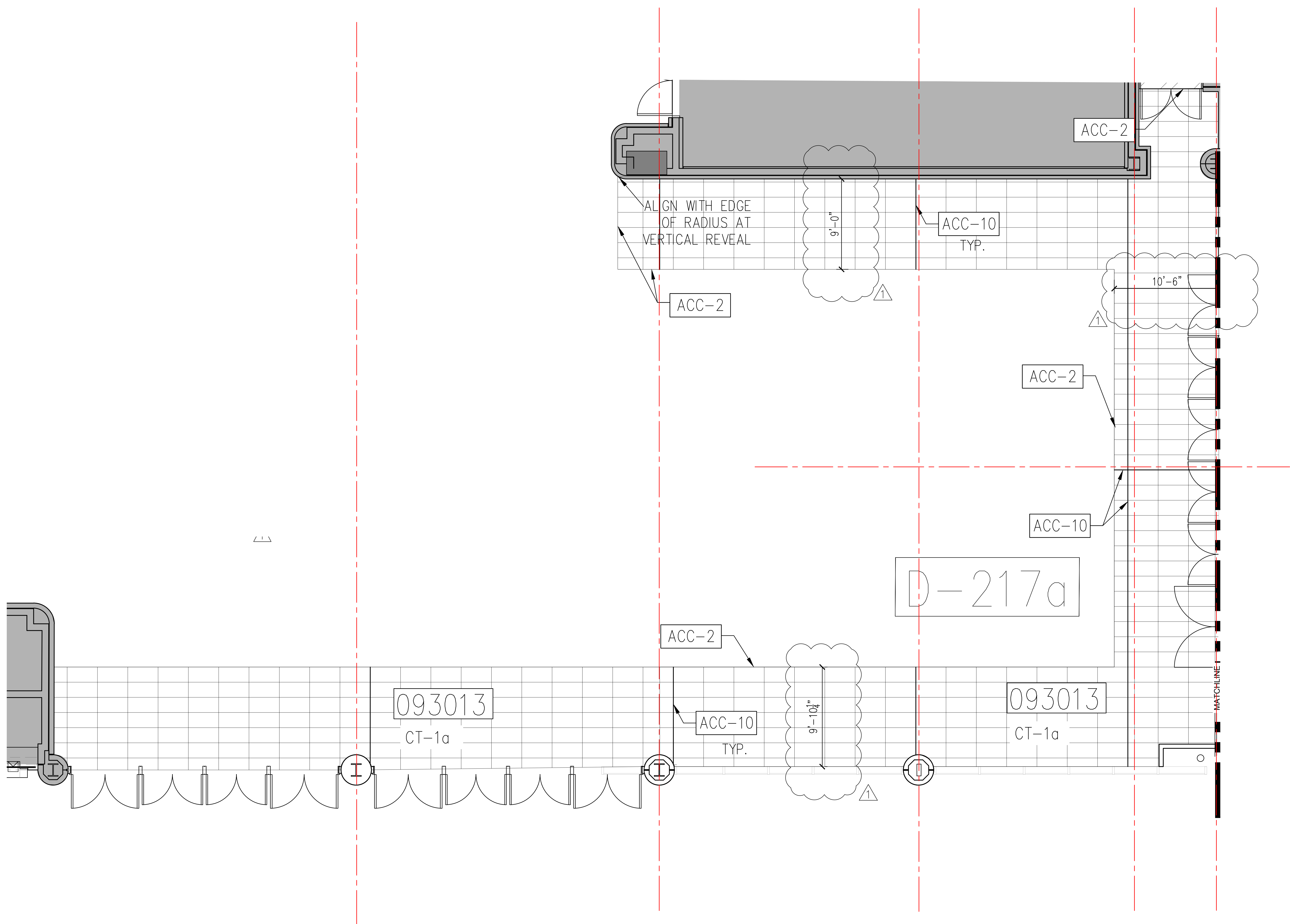
PROJECT NUMBER:  
**69715**  
DATE:  
**06/02/2016**  
SCALE:  
1/4" = 1'-0"  
ISSUED FOR:  
100% CONSTRUCTION DOCUMENTS

DRAWN BY:  
KG  
CHECKED BY:  
JNK

DRAWING NUMBER

ENLARGED PLANS  
CERAMIC TILE  
**14.006**

This document is not an architectural or engineering study, drawing, specification, or design and is not to be used for construction of any load-bearing columns, load-bearing framing or walls of structures, or issuance of any building permit, except as otherwise provided by law.



**ORANGE COUNTY CONVENTION CENTER**

**WEST CONCOURSE FLOORING REPLACEMENT  
ENLARGED PLANS - CERAMIC TILE**


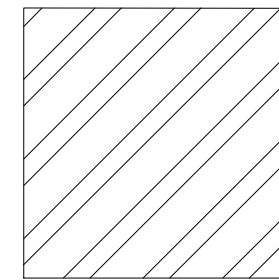

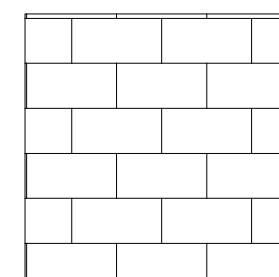

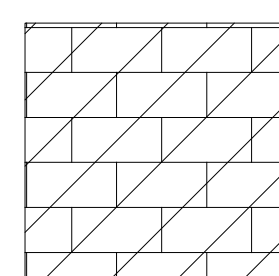
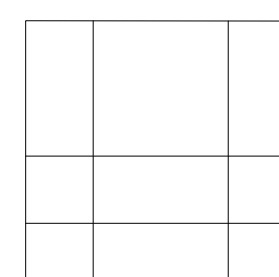

**GENERAL NOTES:**

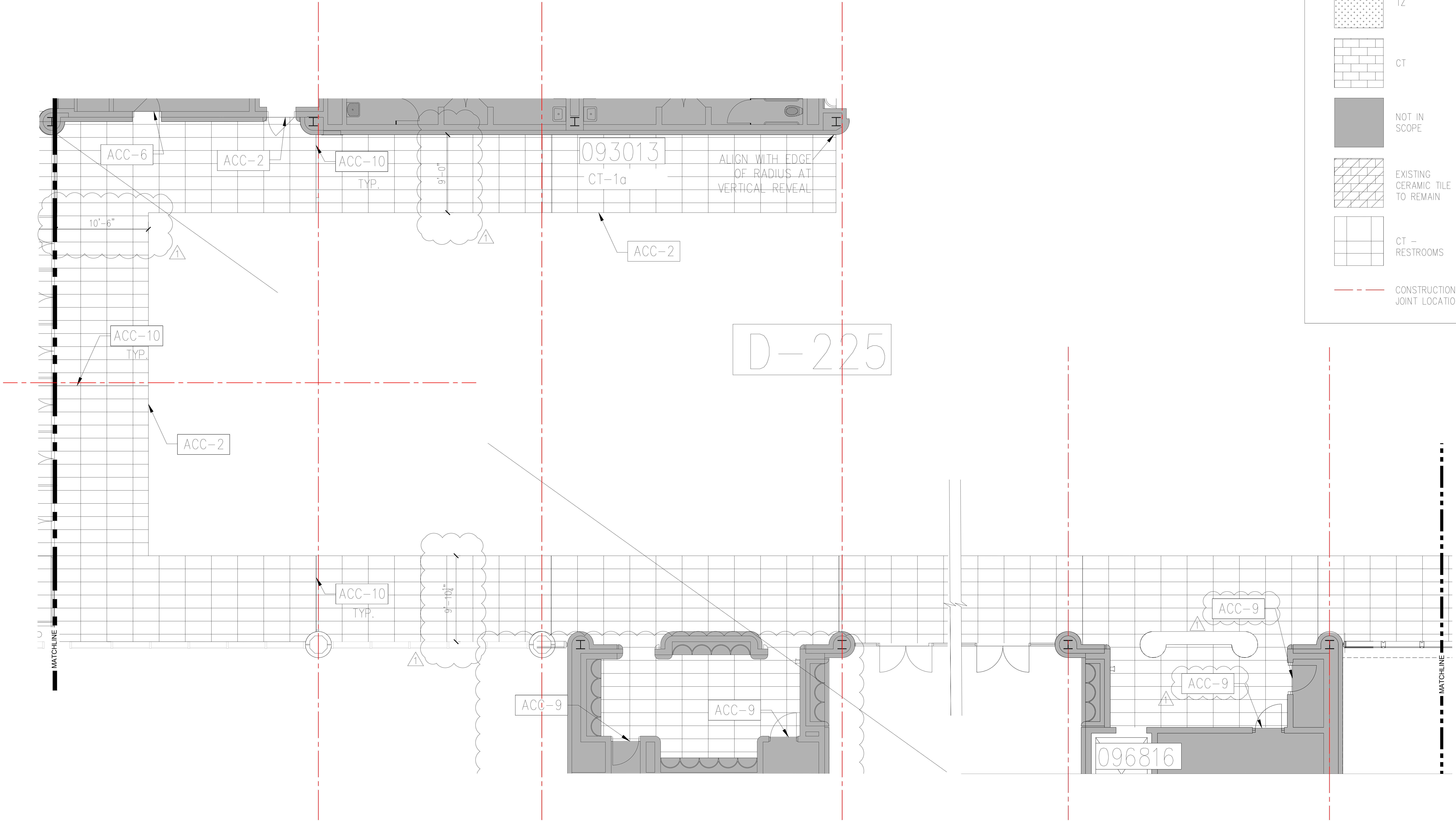
1. WHEN FLOORING SYMBOLS ARE FOLLOWED BY NUMBERS, REFER TO SHEET 18.001, FINISH SCHEDULES AND DETAILS, CODE SCHEDULES FOR: CERAMIC TILE, CARPET AND ACCESSORIES FOR TYPE OF FLOORING OR PRODUCT TO BE USED IN THOSE AREAS
2. NOTE LOCATION OF ALL CONSTRUCTION JOINTS ON ENLARGED PLANS

**KEY NOTES:**


- 093013 CERAMIC TILING
  - 096623 RESINOUS TERRAZZO
  - 096816 SHEET CARPET
- SEE SPECIFICATIONS FOR DETAILS

**FINISH LEGEND:**

	CPT
	CPT
	TZ
	CT
	NOT IN SCOPE
	EXISTING CERAMIC TILE TO REMAIN
	CT - RESTROOMS
	CONSTRUCTION JOINT LOCATIONS



SEAL



REVISIONS

- 1 7/05/16 ADDENDUM #3
- 2
- 3
- 4

PROJECT INFORMATION

PROJECT NUMBER: 69715  
DATE: 06/02/2016  
SCALE: 1/4" = 1'-0"  
ISSUED FOR: 100% CONSTRUCTION DOCUMENTS

DRAWN BY: KCC  
CHECKED BY: JNK

DRAWING NUMBER

ENLARGED PLANS  
CERAMIC TILE  
**14.007**

This document is not an architectural or engineering study, drawing, specification, or design and is not to be used for construction of any load-bearing columns, load-bearing framing or walls of structures, or issuance of any building permit, except as otherwise provided by law.




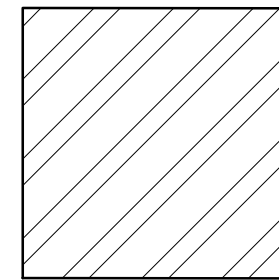

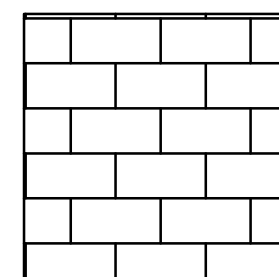

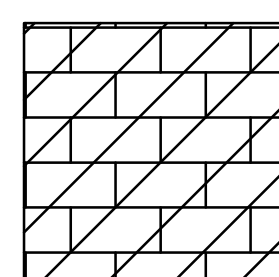
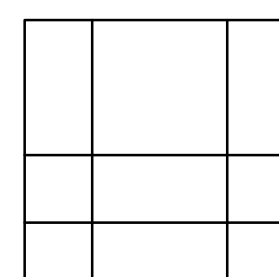

**ORANGE COUNTY CONVENTION CENTER**

**WEST CONCOURSE FLOORING REPLACEMENT  
ENLARGED PLANS - CERAMIC TILE**

**KEY NOTES:**

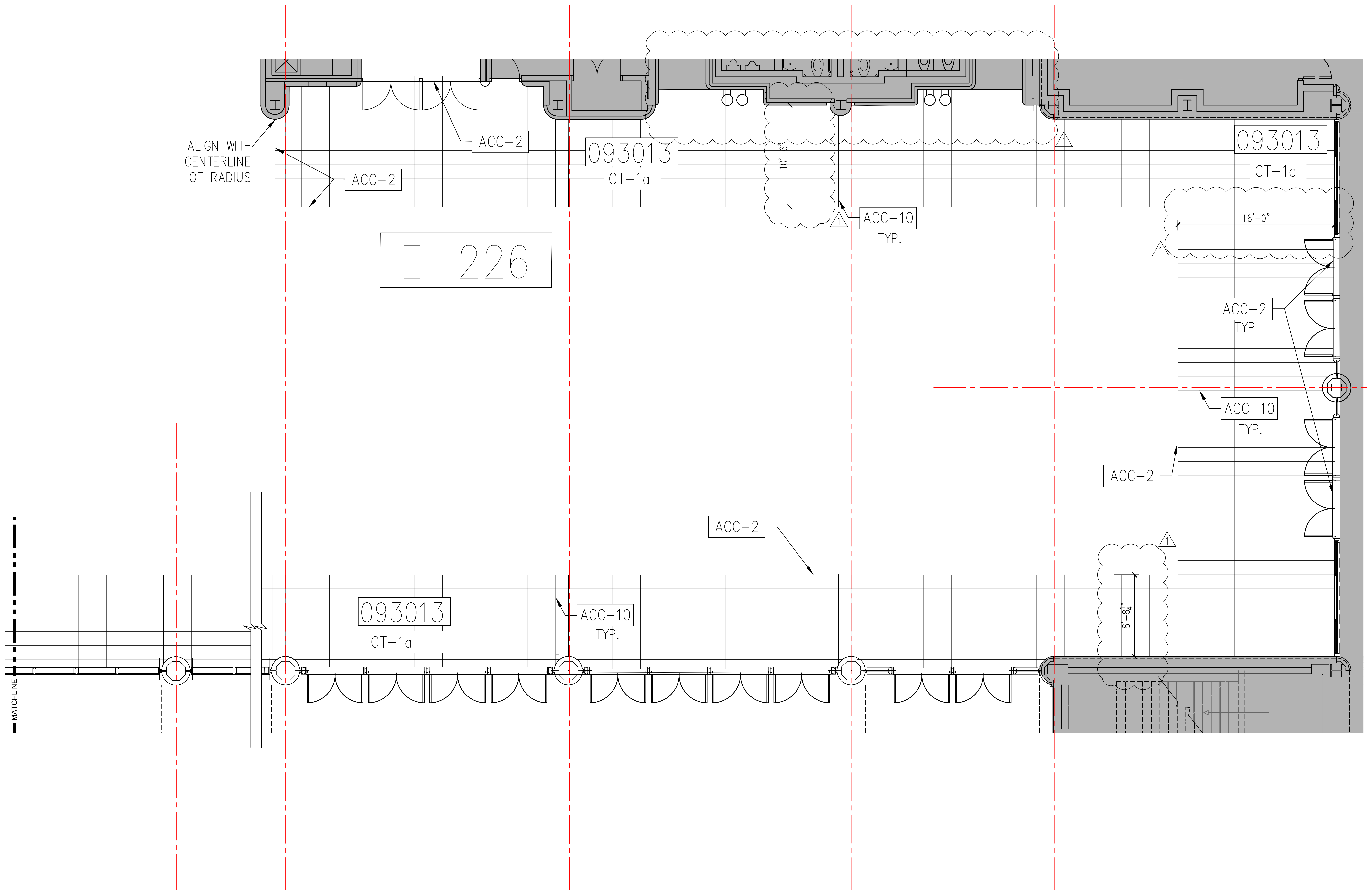
- 093013 CERAMIC TILING
- 096623 RESINOUS TERRAZZO
- 096816 SHEET CARPET
- SEE SPECIFICATIONS FOR DETAILS

**FINISH LEGEND:**

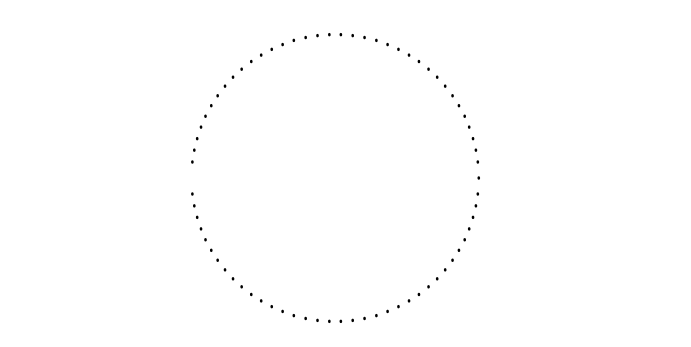
-  CPT
-  CPT
-  TZ
-  CT
-  NOT IN SCOPE
-  EXISTING CERAMIC TILE TO REMAIN
-  CT - RESTROOMS
-  CONSTRUCTION JOINT LOCATIONS

**GENERAL NOTES:**

1. WHEN FLOORING SYMBOLS ARE FOLLOWED BY NUMBERS, REFER TO SHEET 18.001, FINISH SCHEDULES AND DETAILS, CODE SCHEDULES FOR: CERAMIC TILE, CARPET AND ACCESSORIES FOR TYPE OF FLOORING OR PRODUCT TO BE USED IN THOSE AREAS
2. NOTE LOCATION OF ALL CONSTRUCTION JOINTS ON ENLARGED PLANS



SEAL



REVISIONS

- ▲ 7/05/16 ADDENDUM #3
- ▲
- ▲
- ▲

PROJECT INFORMATION

PROJECT NUMBER:  
**69715**  
DATE:  
**06/02/2016**  
SCALE:  
1/4" = 1'-0"  
ISSUED FOR:  
100% CONSTRUCTION DOCUMENTS

DRAWN BY:  
KG  
CHECKED BY:  
JNK

DRAWING NUMBER

ENLARGED PLANS  
CERAMIC TILE  
**14.008**

This document is not an architectural or engineering study, drawing, specification, or design and is not to be used for construction of any load-bearing columns, load-bearing framing or walls of structures, or issuance of any building permit, except as otherwise provided by law.


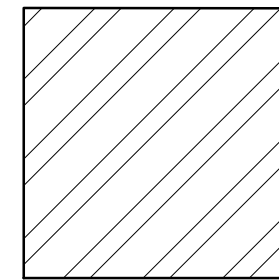

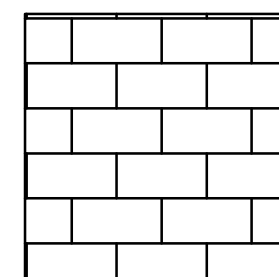

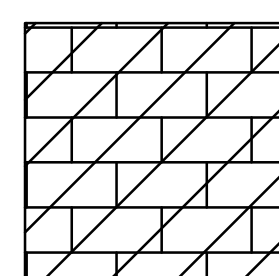
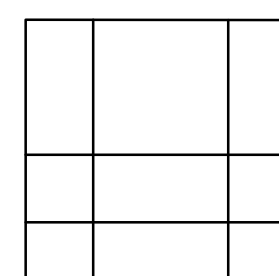

**ORANGE COUNTY CONVENTION CENTER**

**WEST CONCOURSE FLOORING REPLACEMENT  
 ENLARGED PLANS - CERAMIC TILE**

**KEY NOTES:**

- 093013 CERAMIC TILING
  - 096623 RESINOUS TERRAZZO
  - 096816 SHEET CARPET
- SEE SPECIFICATIONS FOR DETAILS

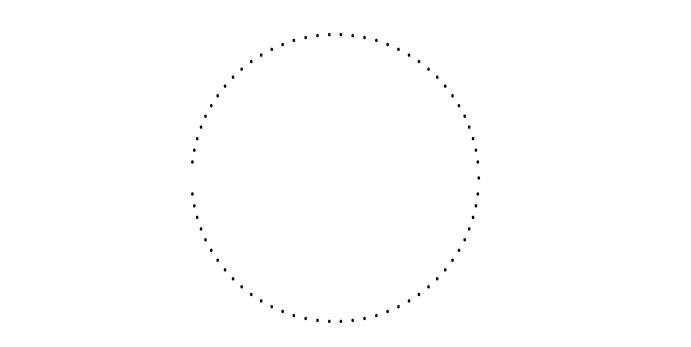
**FINISH LEGEND:**

-  CPT
-  CPT
-  TZ
-  CT
-  NOT IN SCOPE
-  EXISTING CERAMIC TILE TO REMAIN
-  CT - RESTROOMS
-  CONSTRUCTION JOINT LOCATIONS

**GENERAL NOTES:**

1. WHEN FLOORING SYMBOLS ARE FOLLOWED BY NUMBERS, REFER TO SHEET 18.001, FINISH SCHEDULES AND DETAILS, CODE SCHEDULES FOR: CERAMIC TILE, CARPET AND ACCESSORIES FOR TYPE OF FLOORING OR PRODUCT TO BE USED IN THOSE AREAS
2. NOTE LOCATION OF ALL CONSTRUCTION JOINTS ON ENLARGED PLANS

SEAL



REVISIONS

- ▲ 7/05/16 ADDENDUM #3
- ▲
- ▲
- ▲

PROJECT INFORMATION

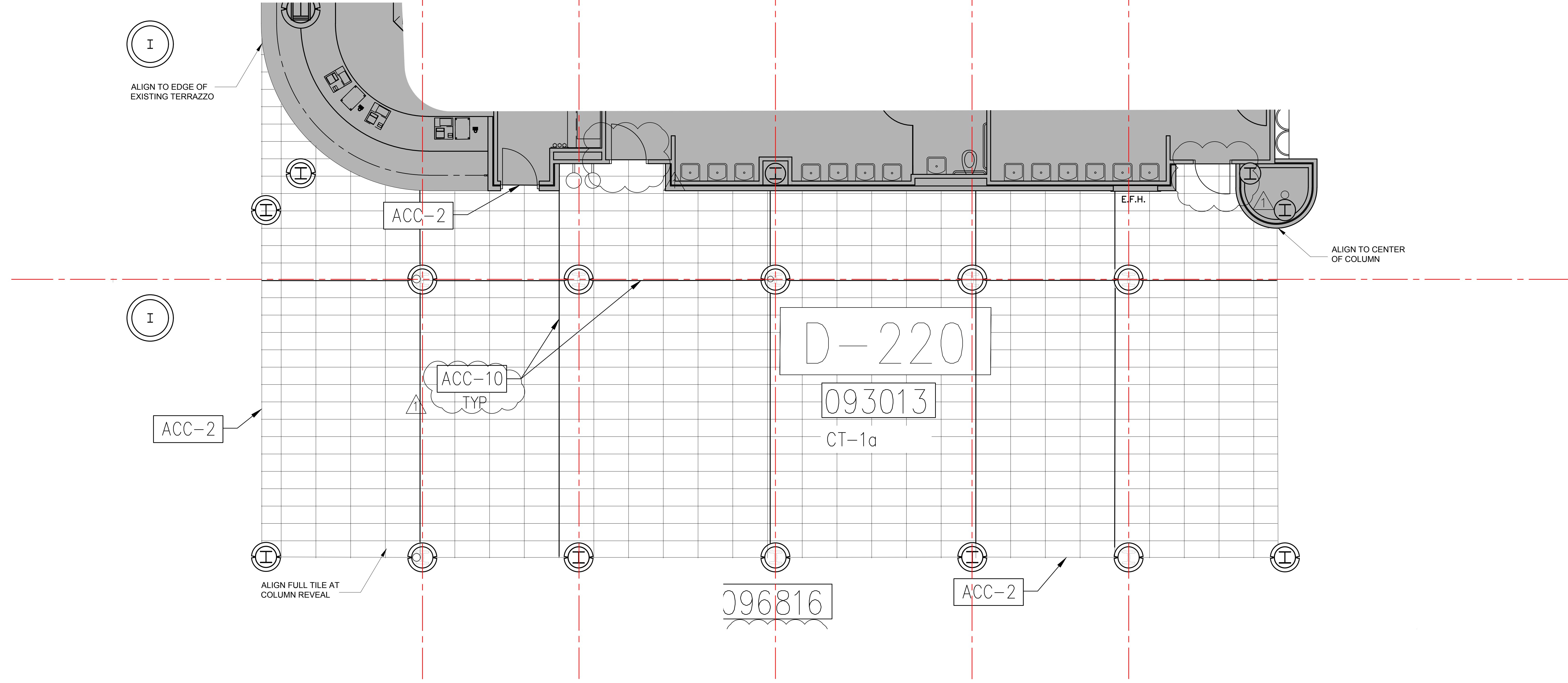
PROJECT NUMBER:  
69715  
 DATE:  
06/02/2016  
 SCALE:  
1/4" = 1'-0"  
 ISSUED FOR:  
100% CONSTRUCTION DOCUMENTS

DRAWN BY:  
KG  
 CHECKED BY:  
JNK

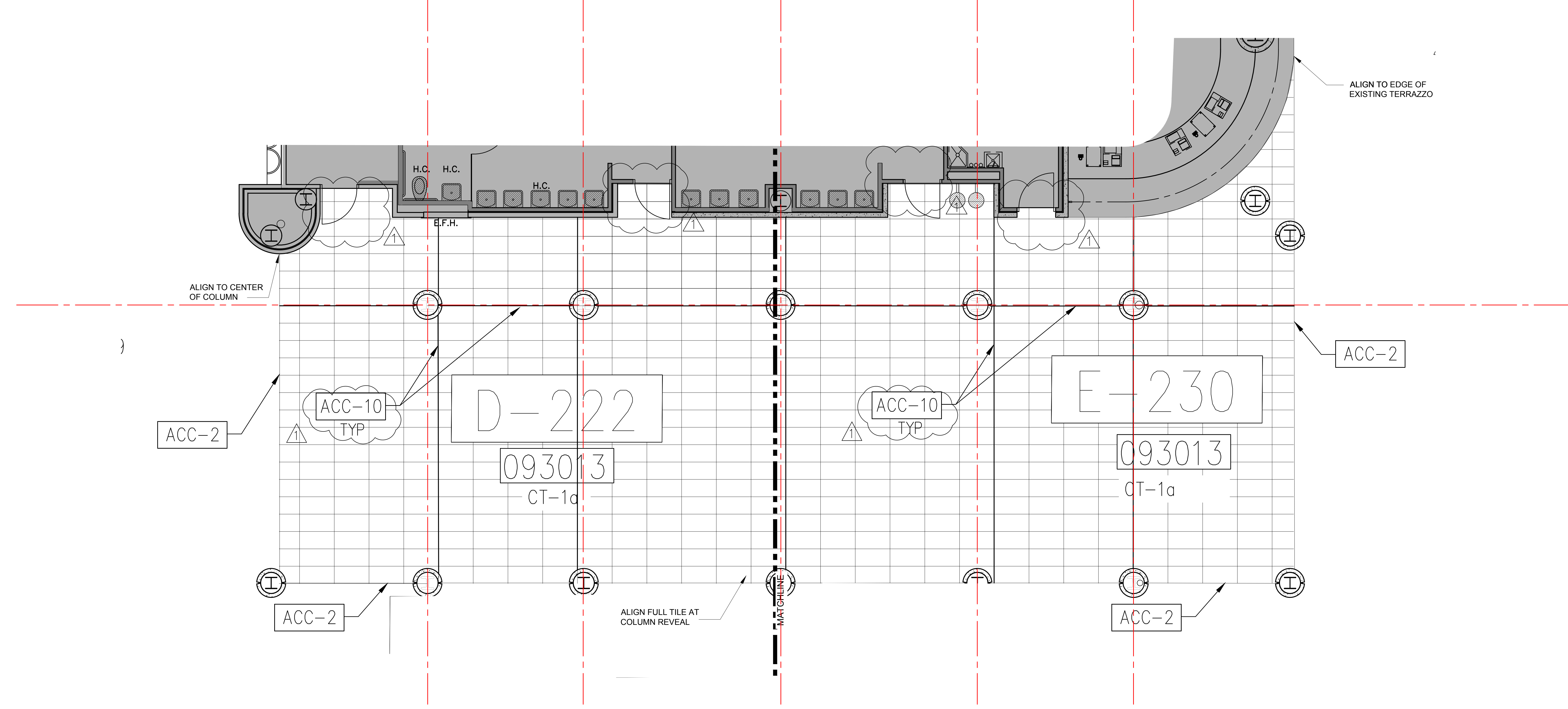
DRAWING NUMBER

ENLARGED PLANS  
 CERAMIC TILE  
**14.009**

This document is not an architectural or engineering study, drawing, specification, or design and is not to be used for construction of any load-bearing columns, load-bearing framing or walls of structures, or issuance of any building permit, except as otherwise provided by law.



**S** ENLARGED PLAN - CERAMIC TILE  
 1/4" = 1'-0"



**T** ENLARGED PLAN - CERAMIC TILE  
 1/4" = 1'-0"




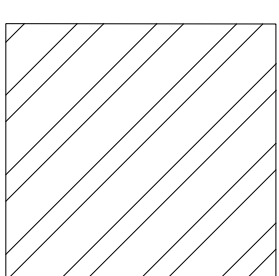



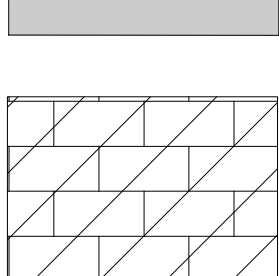
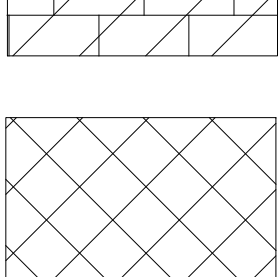
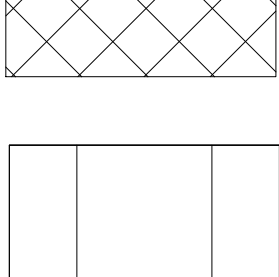
**ORANGE COUNTY CONVENTION CENTER**

**WEST CONCOURSE FLOORING REPLACEMENT  
 LEVEL 300 - PARTIAL PLAN 'E'**

**KEY NOTES:**

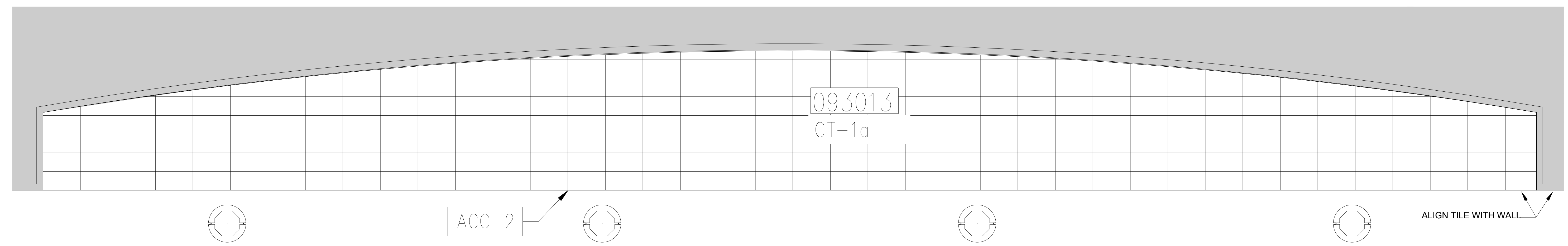
- 093013 CERAMIC TILING
- 096623 RESINOUS TERRAZZO
- 096816 SHEET CARPET
- SEE SPECIFICATIONS FOR DETAILS

**FINISH LEGEND:**

-  CPT
-  CPT
-  TZ
-  CT
-  NOT IN SCOPE
-  EXISTING CERAMIC TILE TO REMAIN
-  EXISTING CERAMIC TILE TO BE REMOVED
-  CT - RESTROOMS

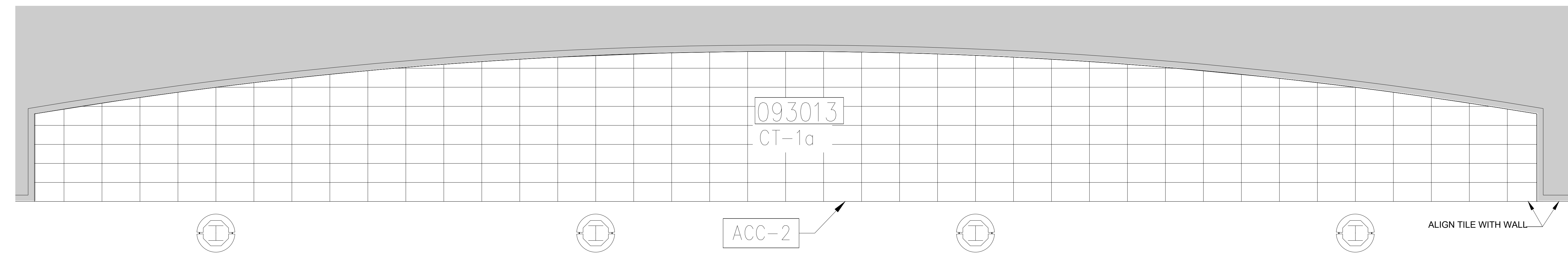
**GENERAL NOTES:**

1. WHEN FLOORING SYMBOLS ARE FOLLOWED BY NUMBERS, REFER TO SHEET 18.001, FINISH SCHEDULES AND DETAILS, CODE SCHEDULES FOR: CERAMIC TILE, CARPET AND ACCESSORIES FOR TYPE OF FLOORING OR PRODUCT TO BE USED IN THOSE AREAS
2. NOTE LOCATION OF ALL CONSTRUCTION JOINTS
3. CT-3 INCERTION SHALL MATCH EXISTING TILE PATTERN



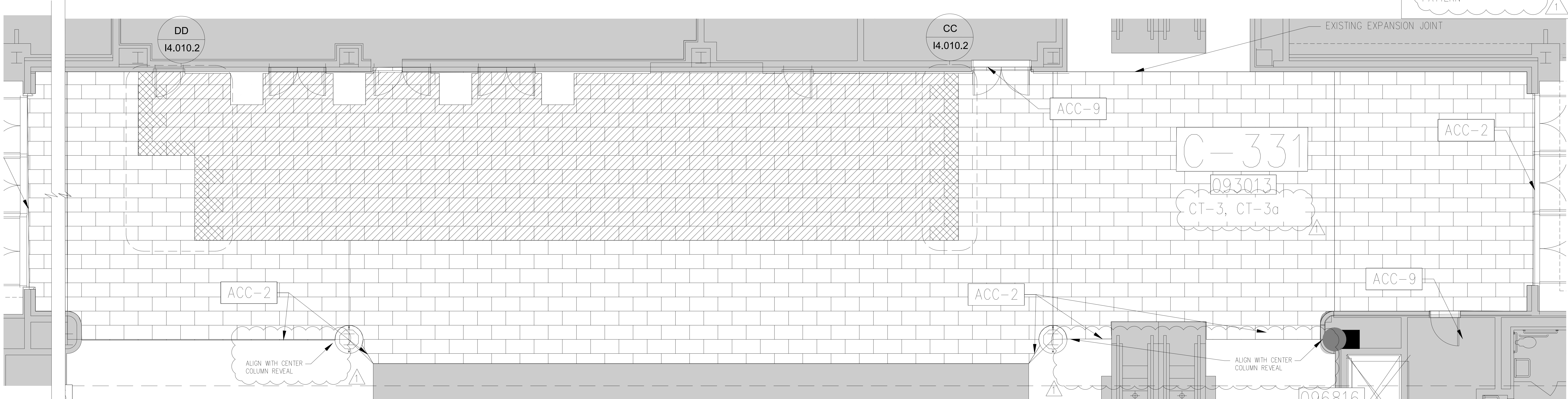
**T ENLARGED PLAN - CERAMIC TILE**

1/4" = 1'-0"



**U ENLARGED PLAN - CERAMIC TILE**

1/4" = 1'-0"



**W ENLARGED PLAN - CERAMIC TILE**

1/4" = 1'-0"

SEAL

**REVISIONS**

- 1 7/05/16 ADDENDUM #3
- 2
- 3
- 4

**PROJECT INFORMATION**

**PROJECT NUMBER:**  
69715  
**DATE:**  
06/02/2016  
**SCALE:**  
1/16" = 1'-0"  
**ISSUED FOR:**  
100% CONSTRUCTION DOCUMENTS

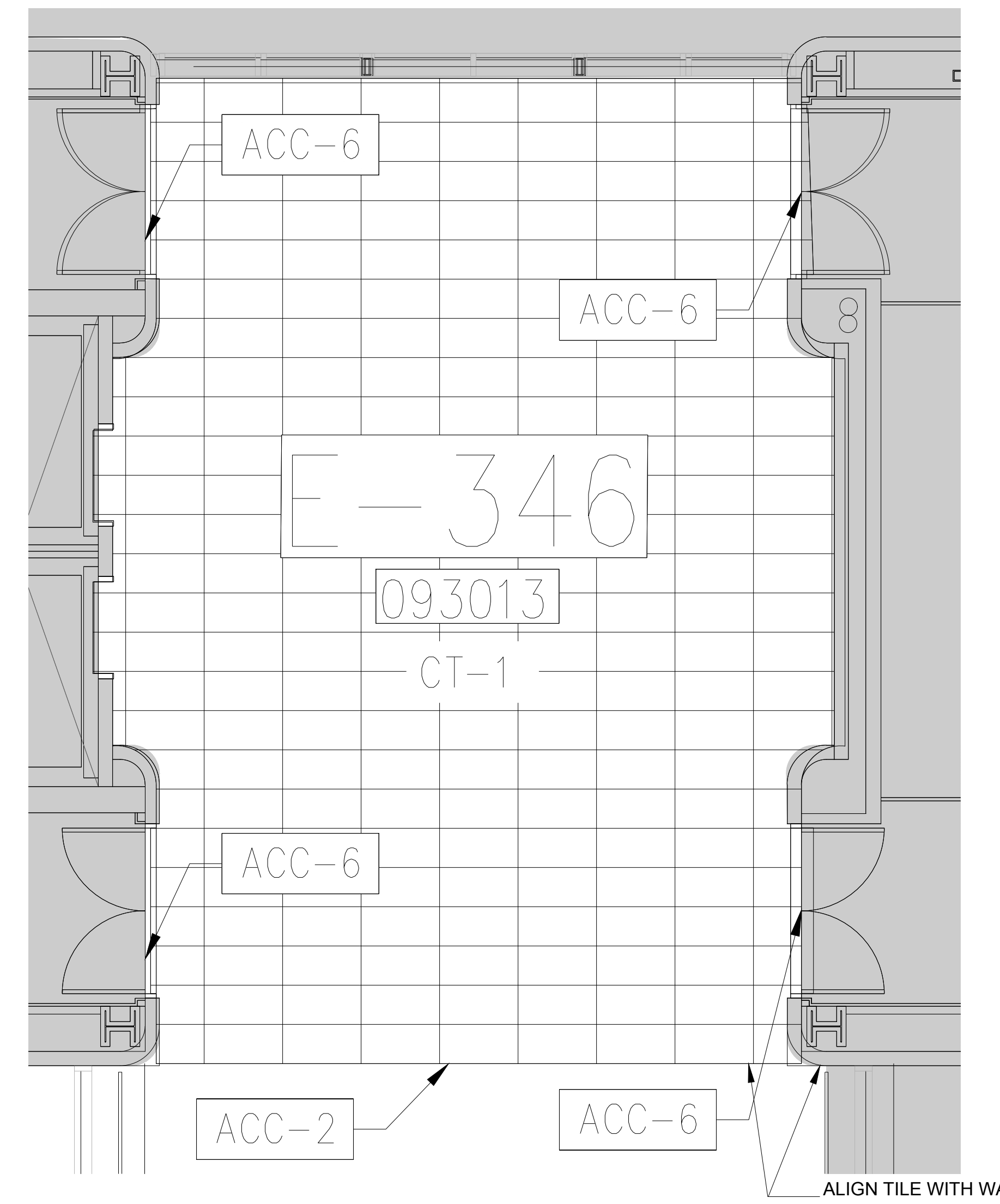
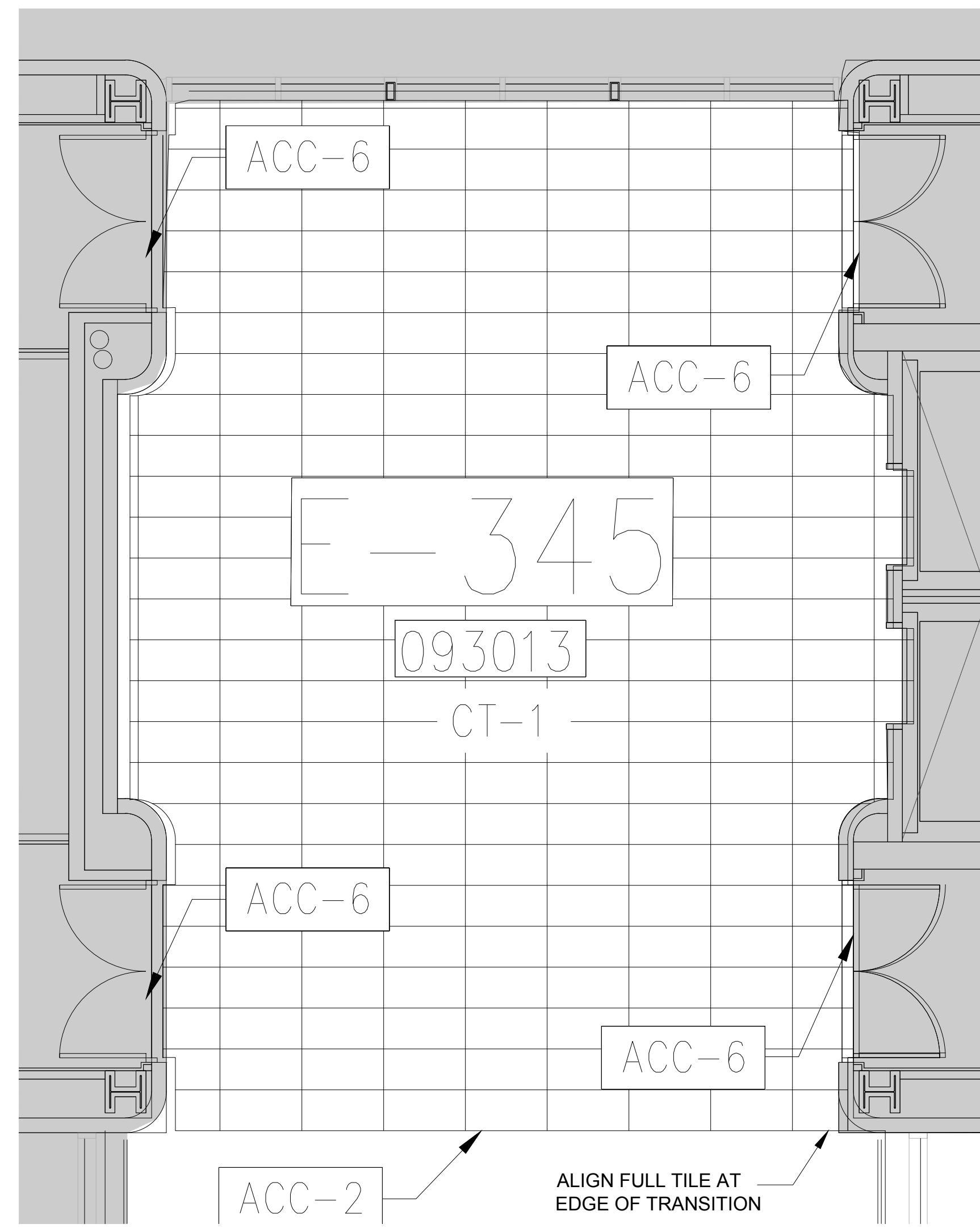
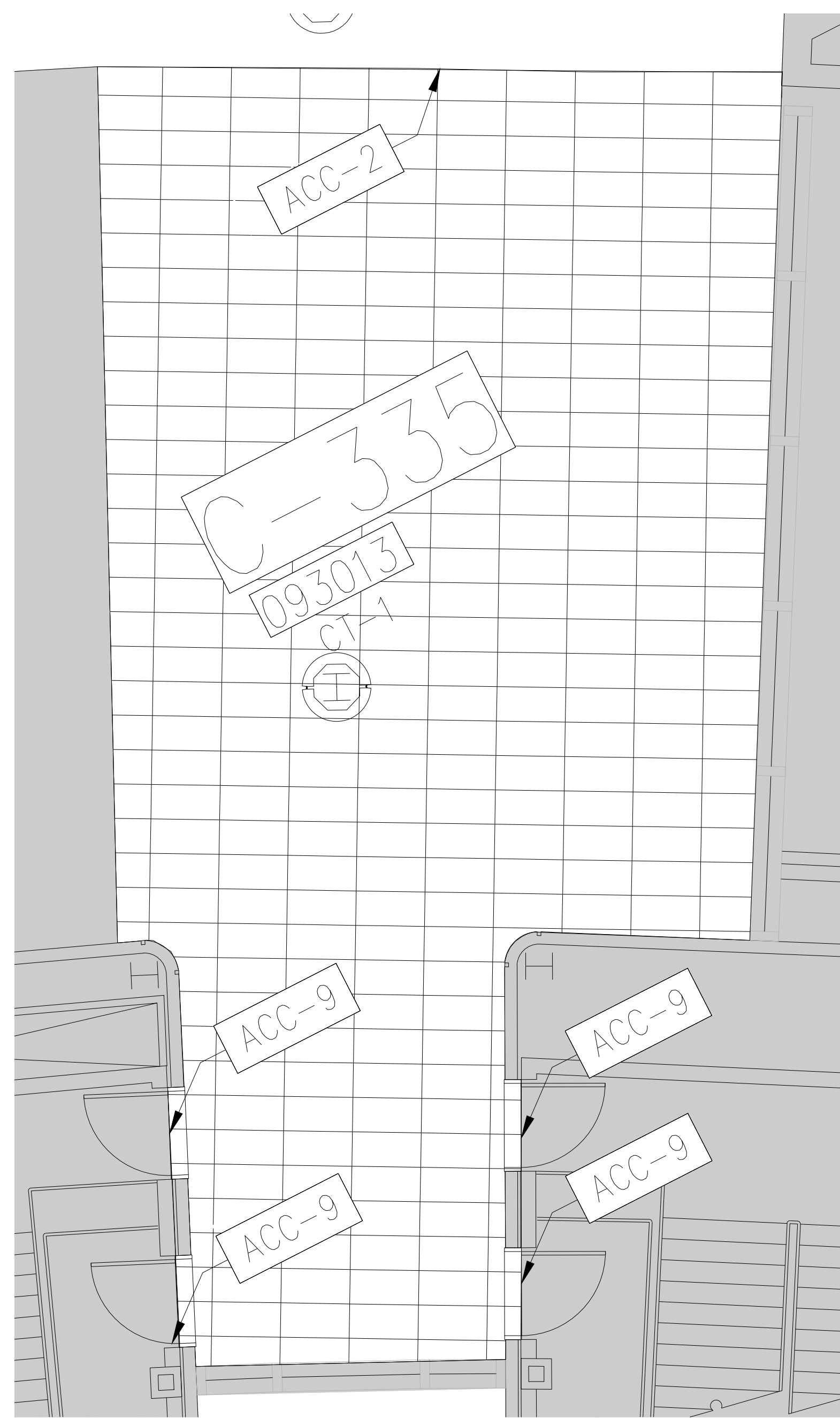
**DRAWN BY:**  
KG  
**CHECKED BY:**  
JNK

**DRAWING NUMBER**

ENLARGED PLANS - CERAMIC TILE

**14.010.1**

This document is not an architectural or engineering study, drawing, specification, or design and is not to be used for construction of any load-bearing columns, load-bearing framing or walls of structures, or issuance of any building permits, except as otherwise provided by law.



**KEY NOTES:**

- 093013 CERAMIC TILING
- 096623 RESINOUS TERRAZZO
- 096610 SHEET CARPET
- SEE SPECIFICATIONS FOR DETAILS

**FINISH LEGEND:**

- CPT
- CPT
- TZ
- CT
- NOT IN SCOPE
- EXISTING CERAMIC TILE TO REMAIN
- EXISTING CERAMIC TILE TO BE REMOVED
- CT - RESTROOMS




**ORANGE COUNTY CONVENTION CENTER  
WEST CONCOURSE FLOORING REPLACEMENT  
LEVEL 300 - PARTIAL PLAN 'E'**

18 0001073

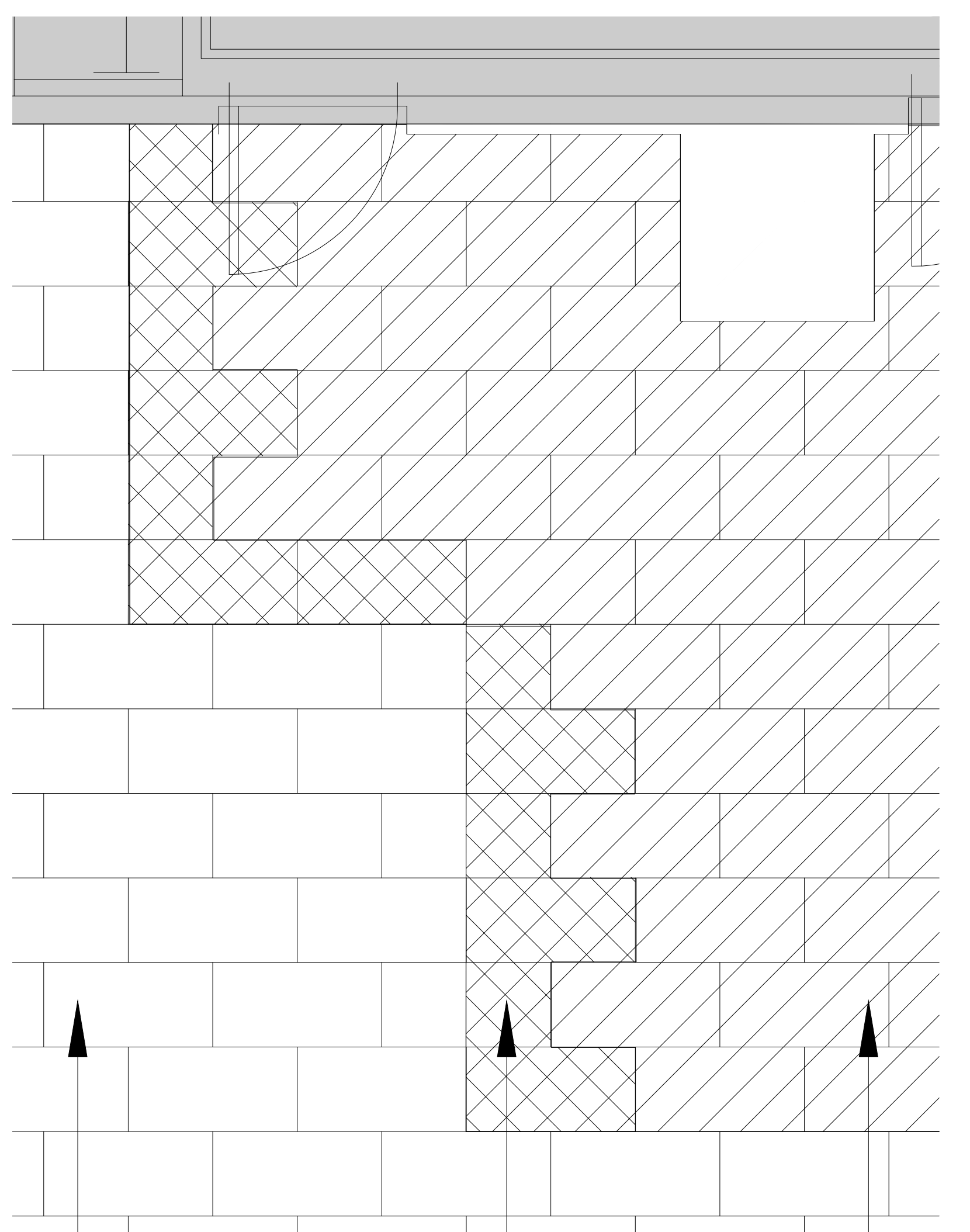
**X ENLARGED PLAN - CERAMIC TILE**  
1/4" = 1'-0"

**Y ENLARGED PLAN - CERAMIC TILE**  
1/4" = 1'-0"

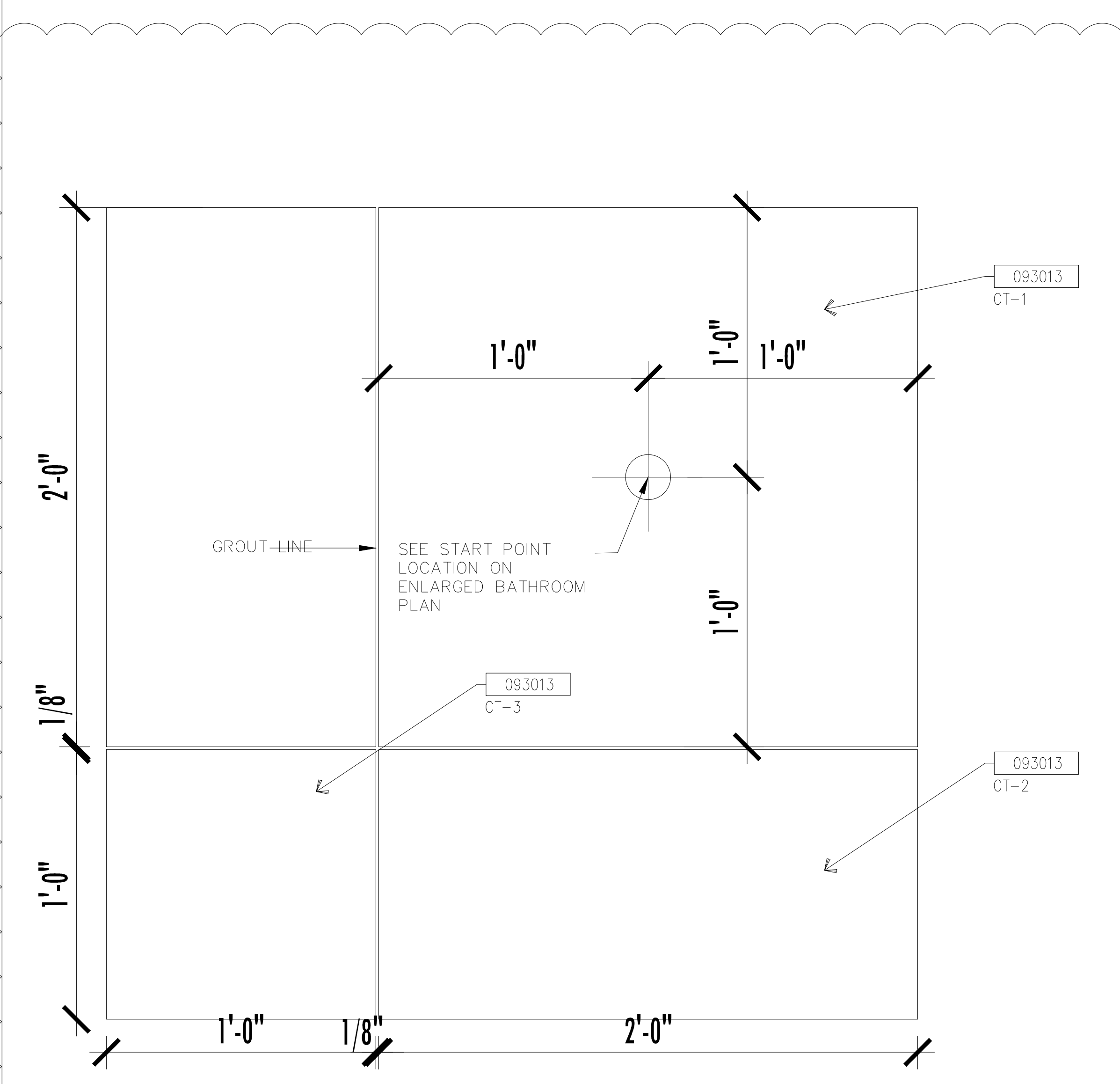
**Z ENLARGED PLAN - CERAMIC TILE**  
1/4" = 1'-0"



EXISTING CERAMIC TILE TO REMAIN    EXISTING EDGE TILES AND SCHLUTER TRIM SHALL BE REMOVED TO ALLOW FOR SEAMLESS INSTALLATION OF NEW TILE    NEW TILE INSTALLATION



NEW TILE INSTALLATION    EXISTING EDGE TILES AND SCHLUTER TRIM SHALL BE REMOVED TO ALLOW FOR SEAMLESS INSTALLATION OF NEW TILE    EXISTING CERAMIC TILE TO REMAIN



SEE START POINT LOCATION ON ENLARGED BATHROOM PLAN

**GENERAL NOTES:**

1. WHEN FLOORING SYMBOLS ARE FOLLOWED BY NUMBERS, REFER TO SHEET 18.001, FINISH SCHEDULES AND DETAILS, CODE SCHEDULES FOR: CERAMIC TILE, CARPET AND ACCESSORIES FOR TYPE OF FLOORING OR PRODUCT TO BE USED IN THOSE AREAS
2. NOTE LOCATION OF ALL CONSTRUCTION JOINTS

SEAL

**REVISIONS**

- 1 7/05/16 ADDENDUM #3
- 2
- 3
- 4

**PROJECT INFORMATION**

PROJECT NUMBER:  
**69715**  
DATE:  
**06/02/2016**  
SCALE:  
1/16" = 1'-0"  
ISSUED FOR:  
100% CONSTRUCTION DOCUMENTS

DRAWN BY:  
KG  
CHECKED BY:  
JNK

DRAWING NUMBER

ENLARGED PLANS - CERAMIC TILE

**14.010.2**

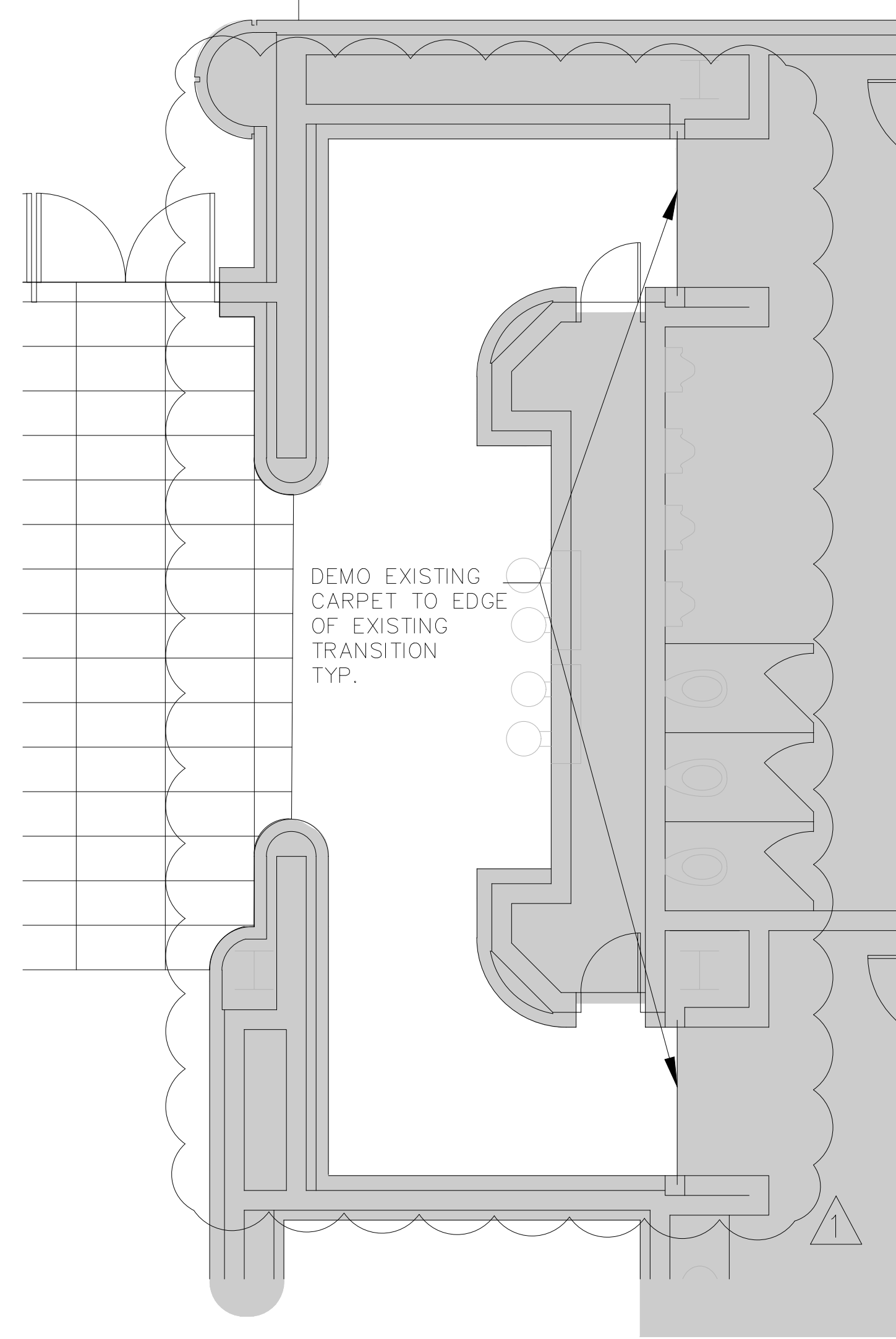
This document is not an architectural or engineering study, drawing, specification, or design and is not to be used for construction of any load-bearing columns, load-bearing framing or walls of structures, or issuance of any building permit, except as otherwise provided by law.

**CC ENLARGED PLAN - CERAMIC TILE**  
1/2" = 1'-0"

**DD ENLARGED DETAIL - CERAMIC TILE**  
1/2" = 1'-0"

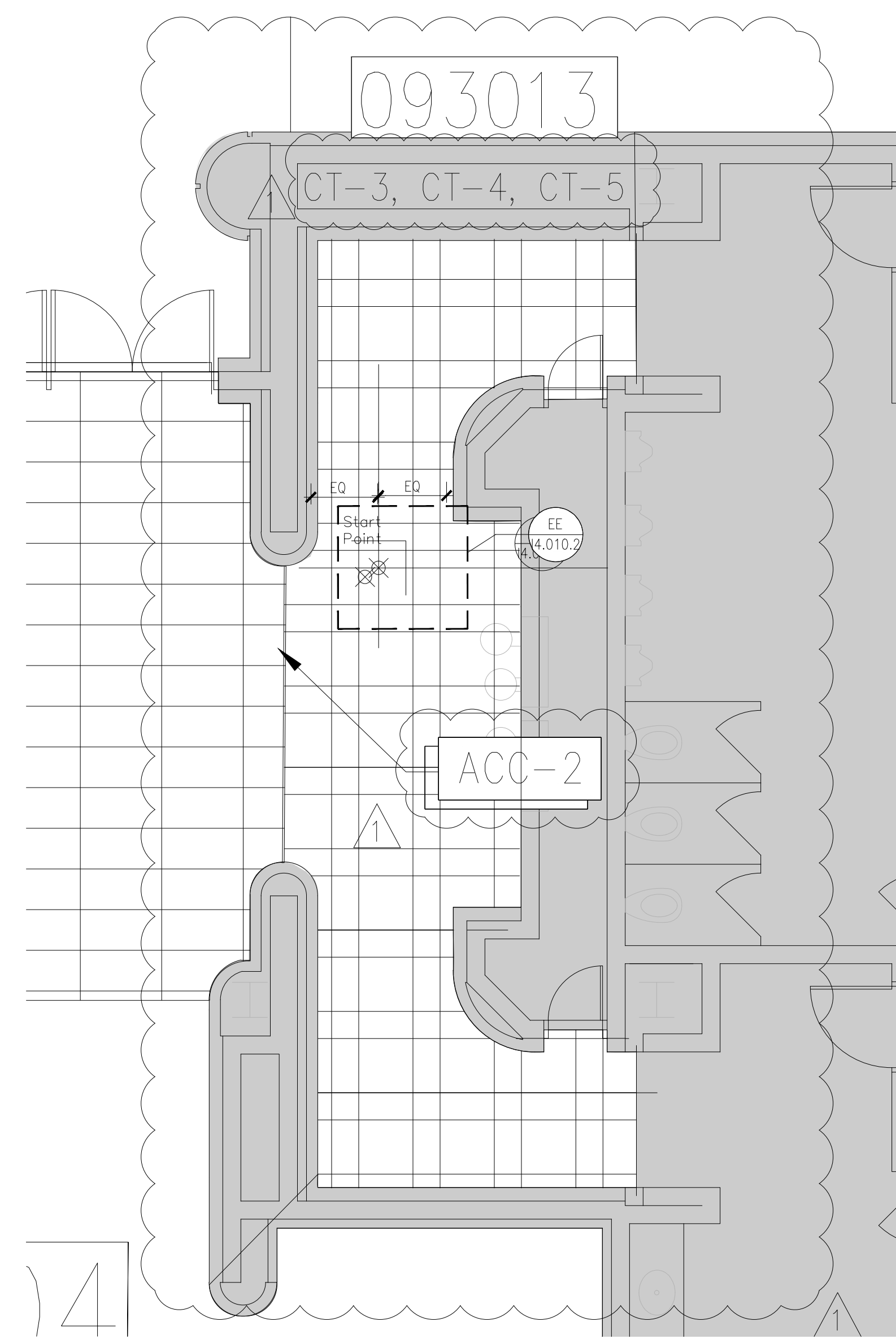
**EE ENLARGED DETAIL - CERAMIC TILE**  
3" = 1'-0"



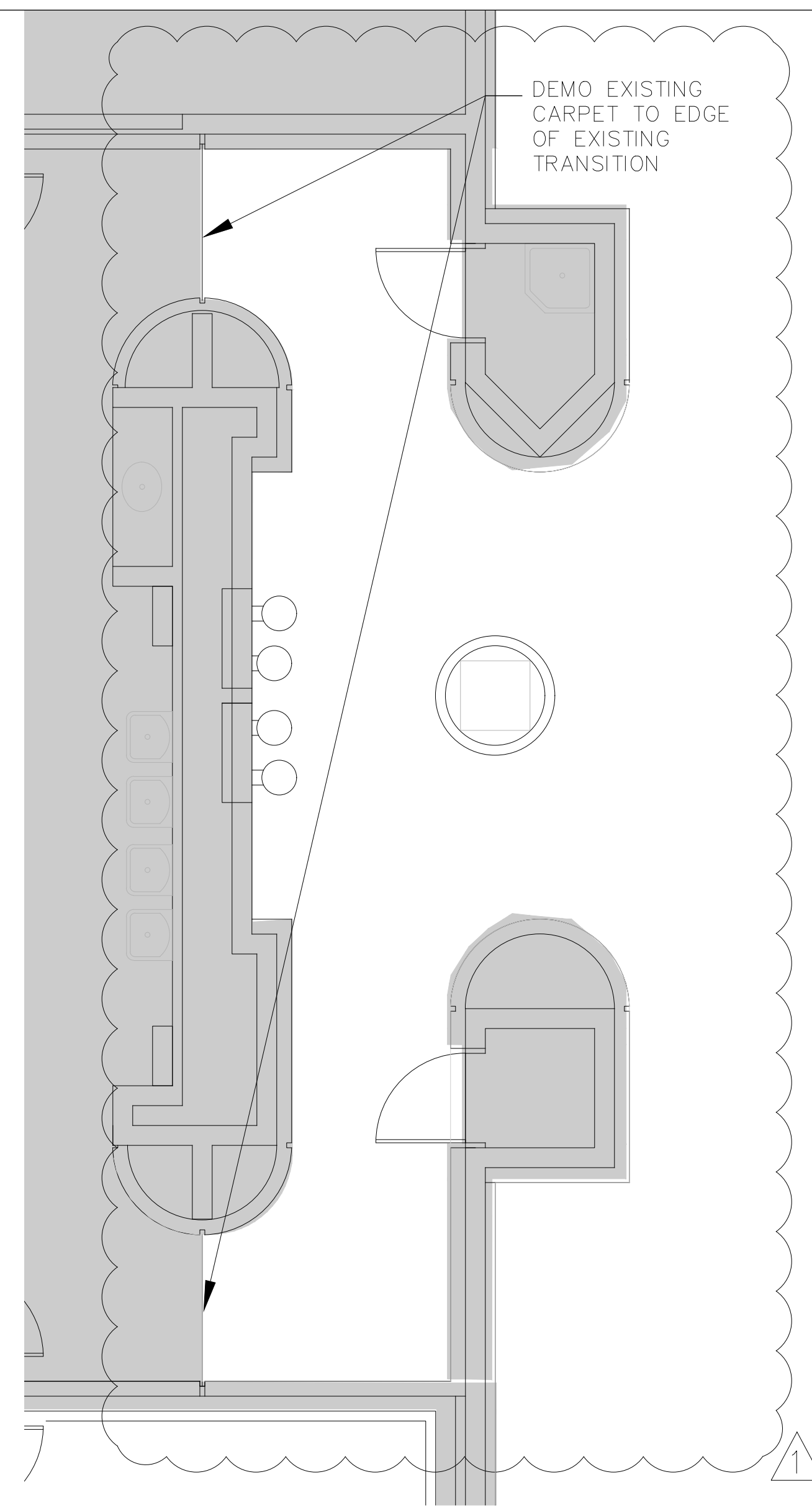


A ENLARGED PLAN - DEMO

1/4" = 1'-0"

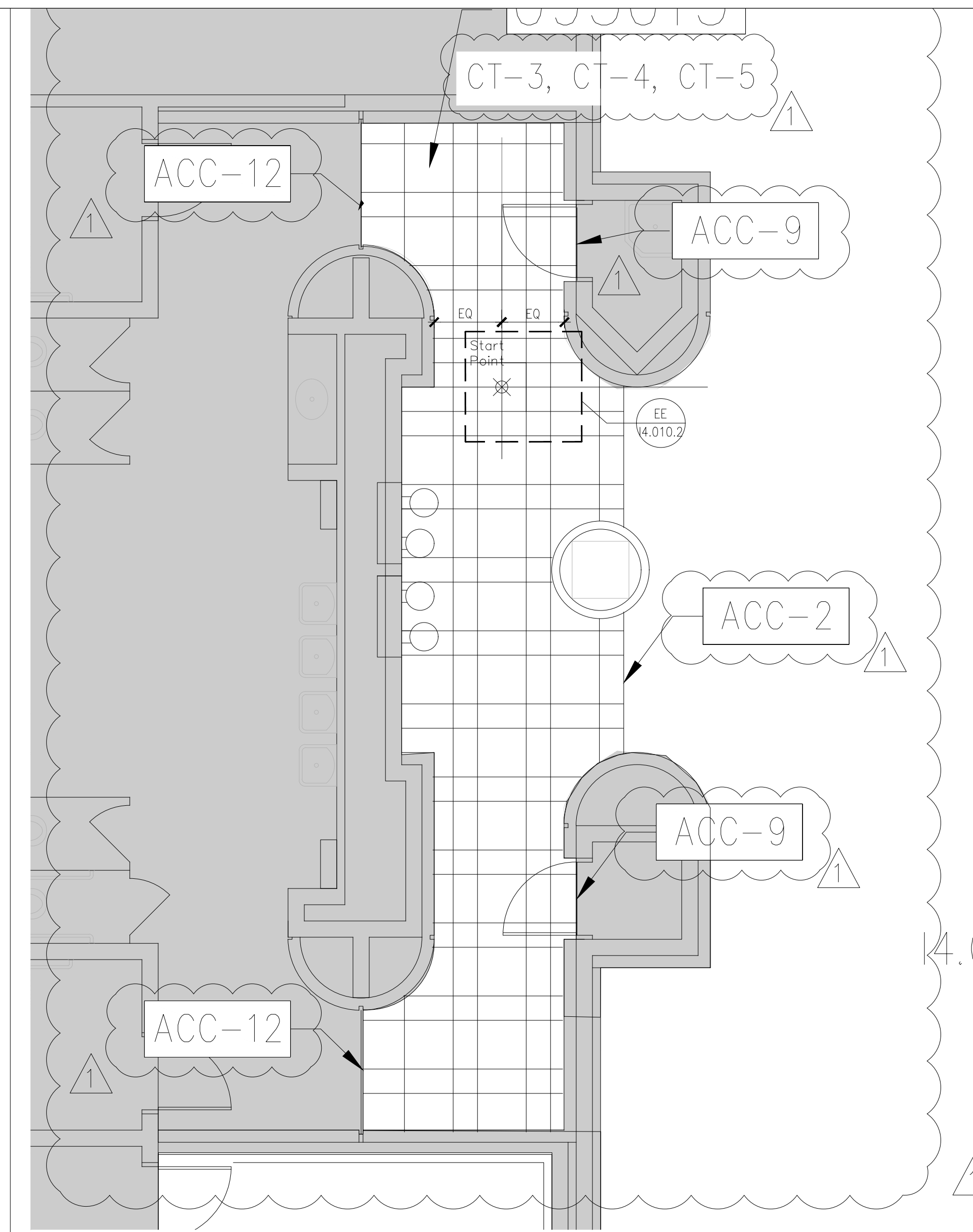


ENLARGED PLAN - PROPOSED



B ENLARGED PLAN - DEMO

1/4" = 1'-0"



ENLARGED PLAN - PROPOSED

**KEY NOTES:**

- 093013 CERAMIC TILING
- 096623 RESINOUS TERRAZZO
- 096816 SHEET CARPET
- SEE SPECIFICATIONS FOR DETAILS

**FINISH LEGEND:**

- CPT
- CPT
- TZ
- CT
- NOT IN SCOPE
- EXISTING CERAMIC TILE TO REMAIN
- EXISTING CERAMIC TILE TO BE REMOVED
- CT - RESTROOMS
- CT - RESTROOMS EXISTING TO REMAIN

**GENERAL NOTES:**

1. WHEN FLOORING SYMBOLS ARE FOLLOWED BY NUMBERS, REFER TO SHEET 18.001, FINISH SCHEDULES AND DETAILS, CODE SCHEDULES FOR: CERAMIC TILE, CARPET AND ACCESSORIES FOR TYPE OF FLOORING OR PRODUCT TO BE USED IN THOSE AREAS
2. NOTE LOCATION OF ALL CONSTRUCTION JOINTS



205 East Central Blvd.  
Orlando, FL 32801  
Phone 407.644.2445  
Fax 407.644.0445  
www.tjngpartners.com

18 0001073

**ORANGE COUNTY CONVENTION CENTER**

**WEST CONCOURSE FLOORING REPLACEMENT  
LEVEL 300 - PARTIAL PLAN 'E'**

SEAL

**REVISIONS**

- 1 7/05/16 ADDENDUM #3
- 2
- 3
- 4

**PROJECT INFORMATION**

PROJECT NUMBER:  
69715  
DATE:  
06/02/2016  
SCALE:  
1/16" = 1'-0"  
ISSUED FOR:  
100% CONSTRUCTION DOCUMENTS

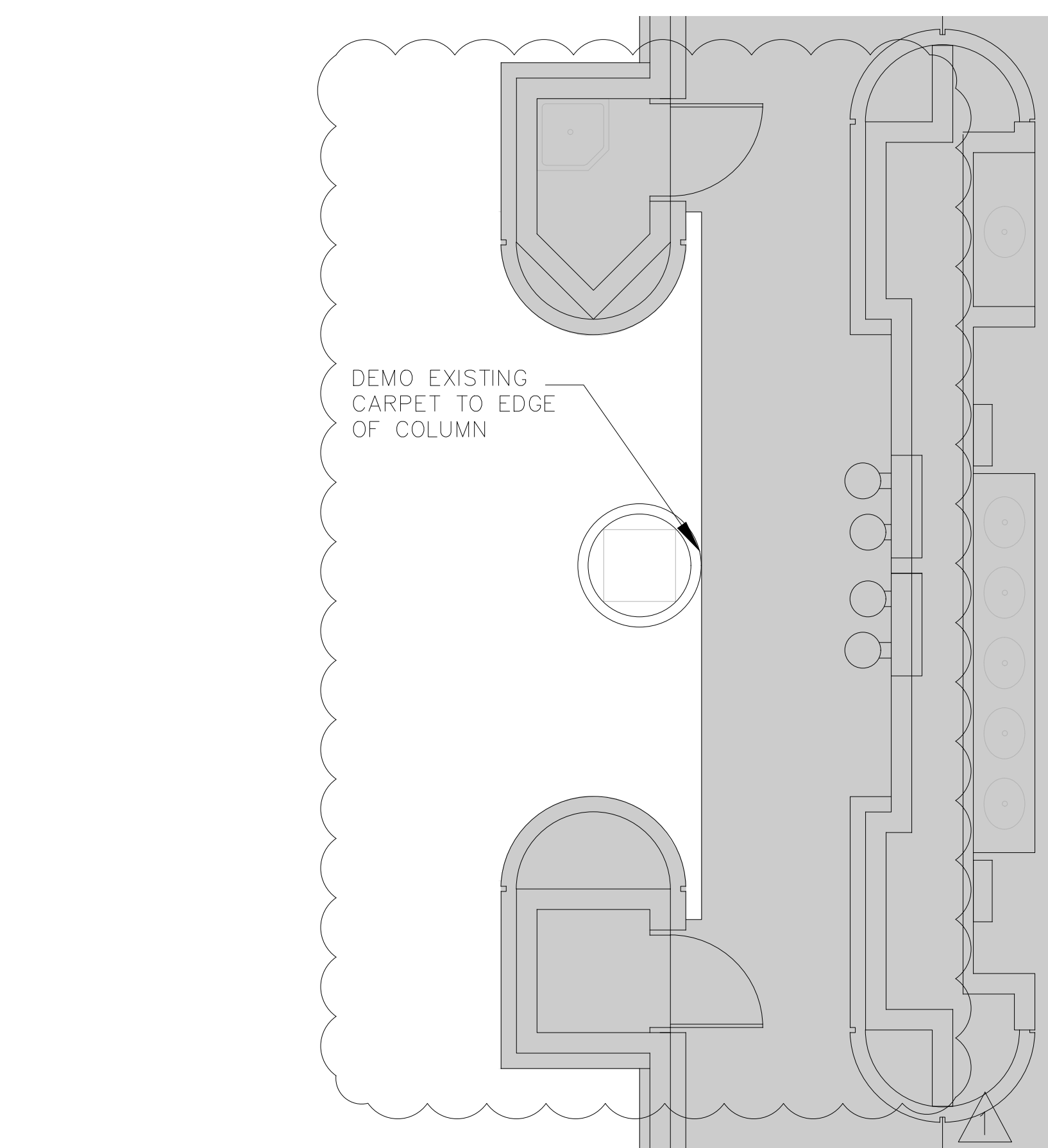
DRAWN BY:  
KG  
CHECKED BY:  
JNK

**DRAWING NUMBER**

ENLARGED PLANS -  
CERAMIC TILE

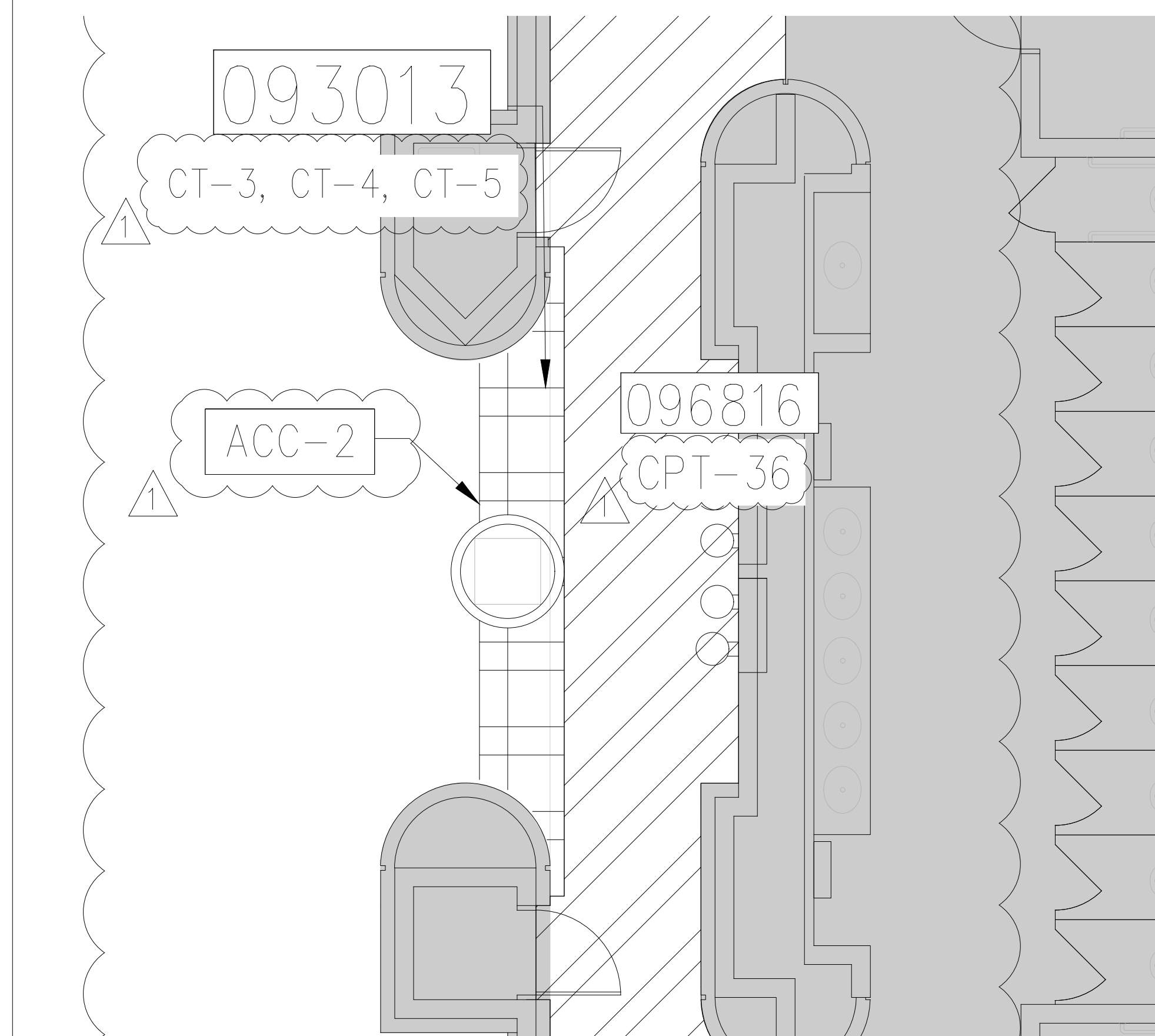
**14.010.3**

This document is not an architectural or engineering drawing, specification, or design and is not to be used for construction of any load-bearing columns, load-bearing framing or walls of structures, or issuance of any building permits, except as otherwise provided by law.

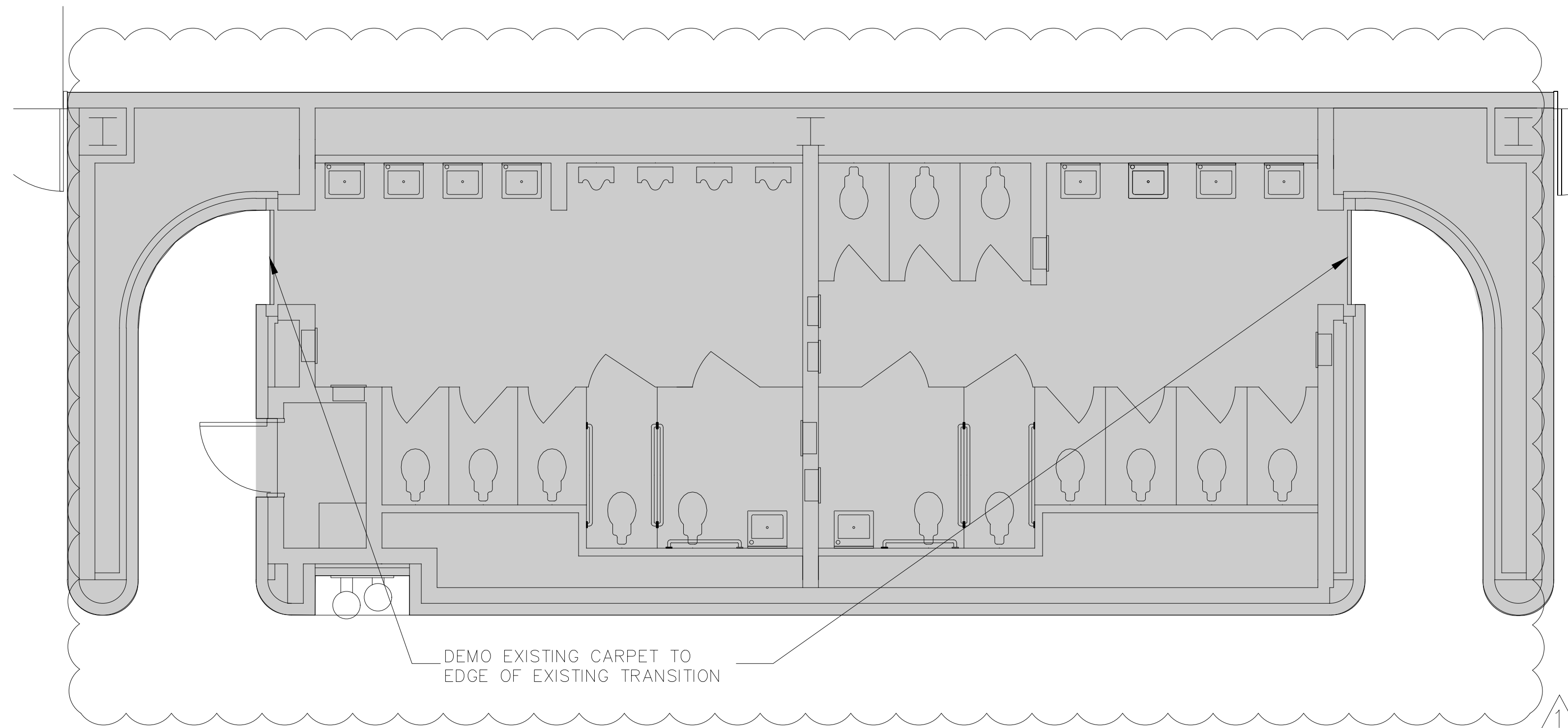


C DEMO ENLARGED RESTROOM

1/4" = 1'-0"

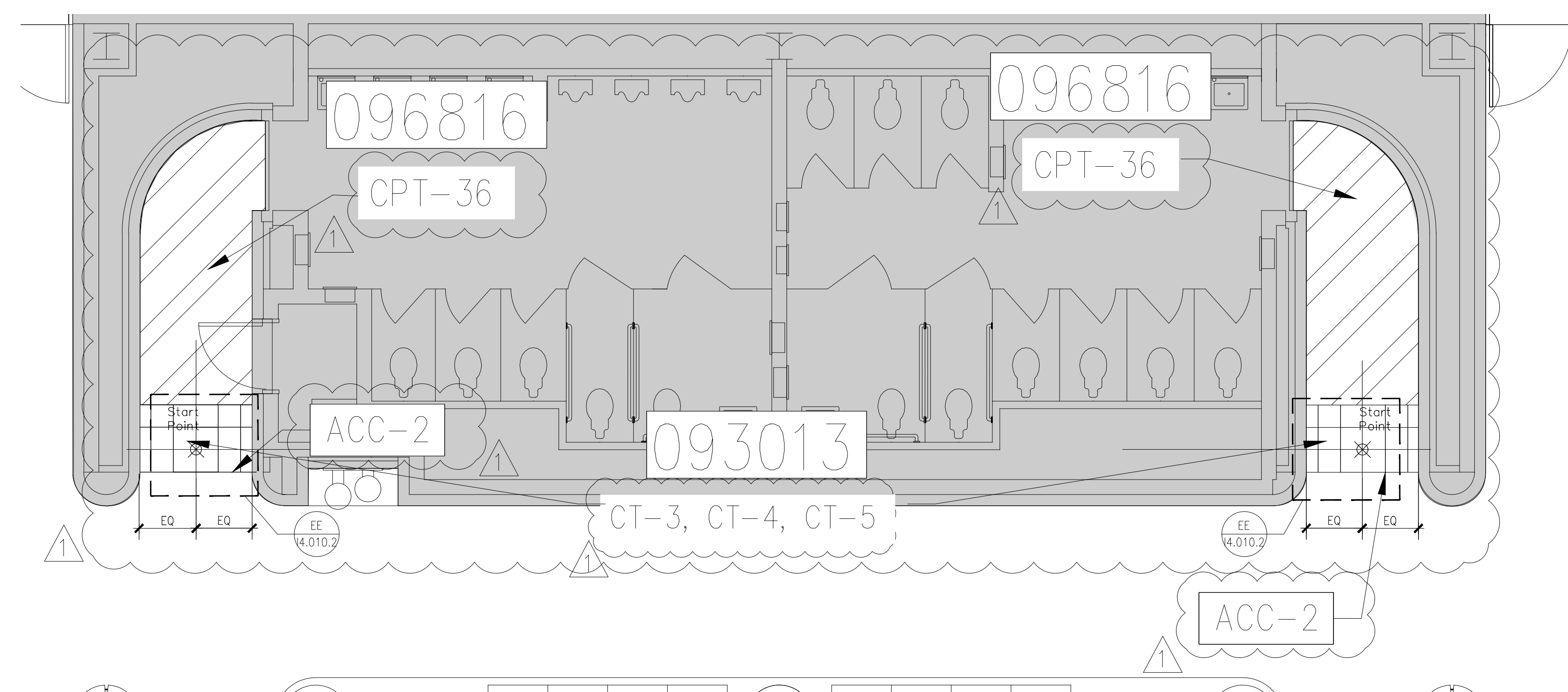


DEMOM ENLARGED RESTROOM

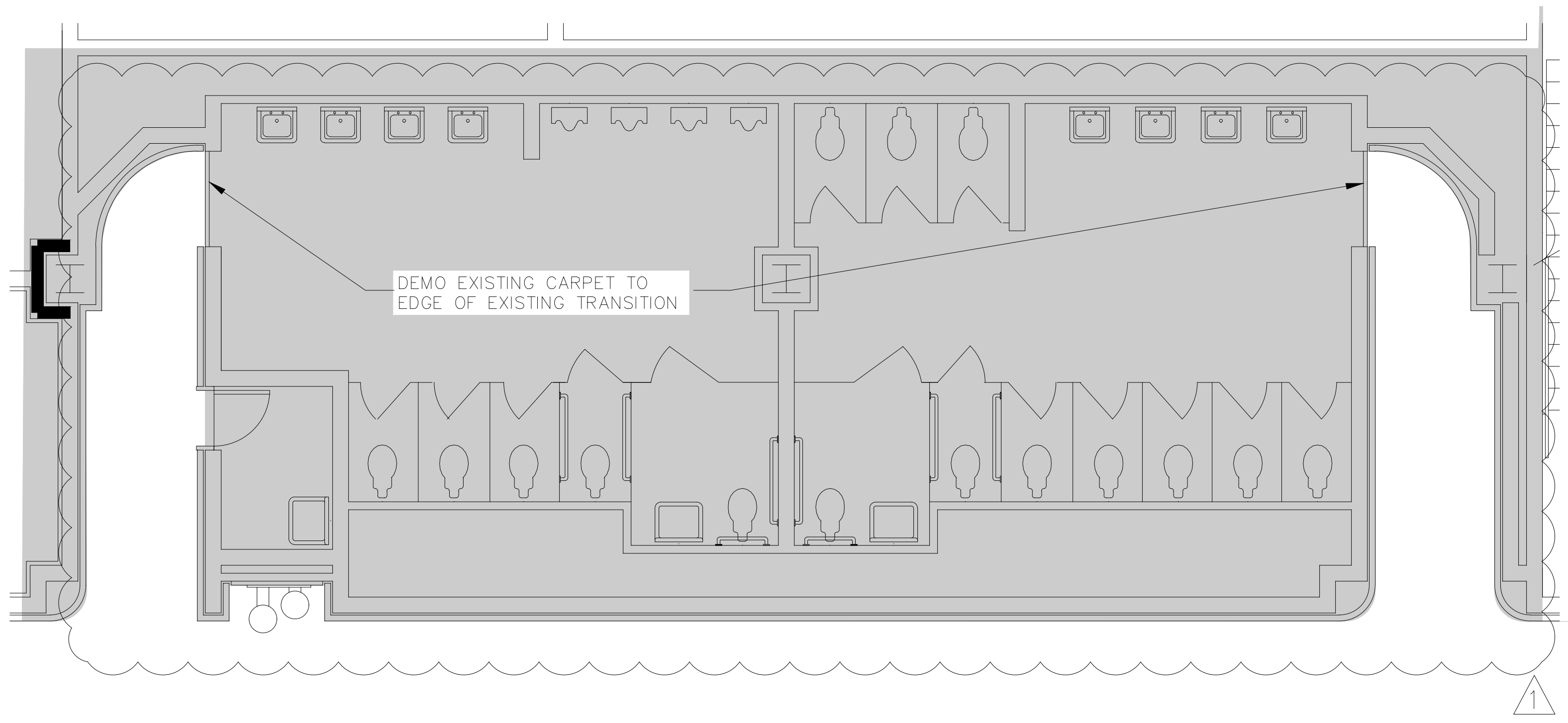


D ENLARGED PLAN - CERAMIC TILE

1/4" = 1'-0"

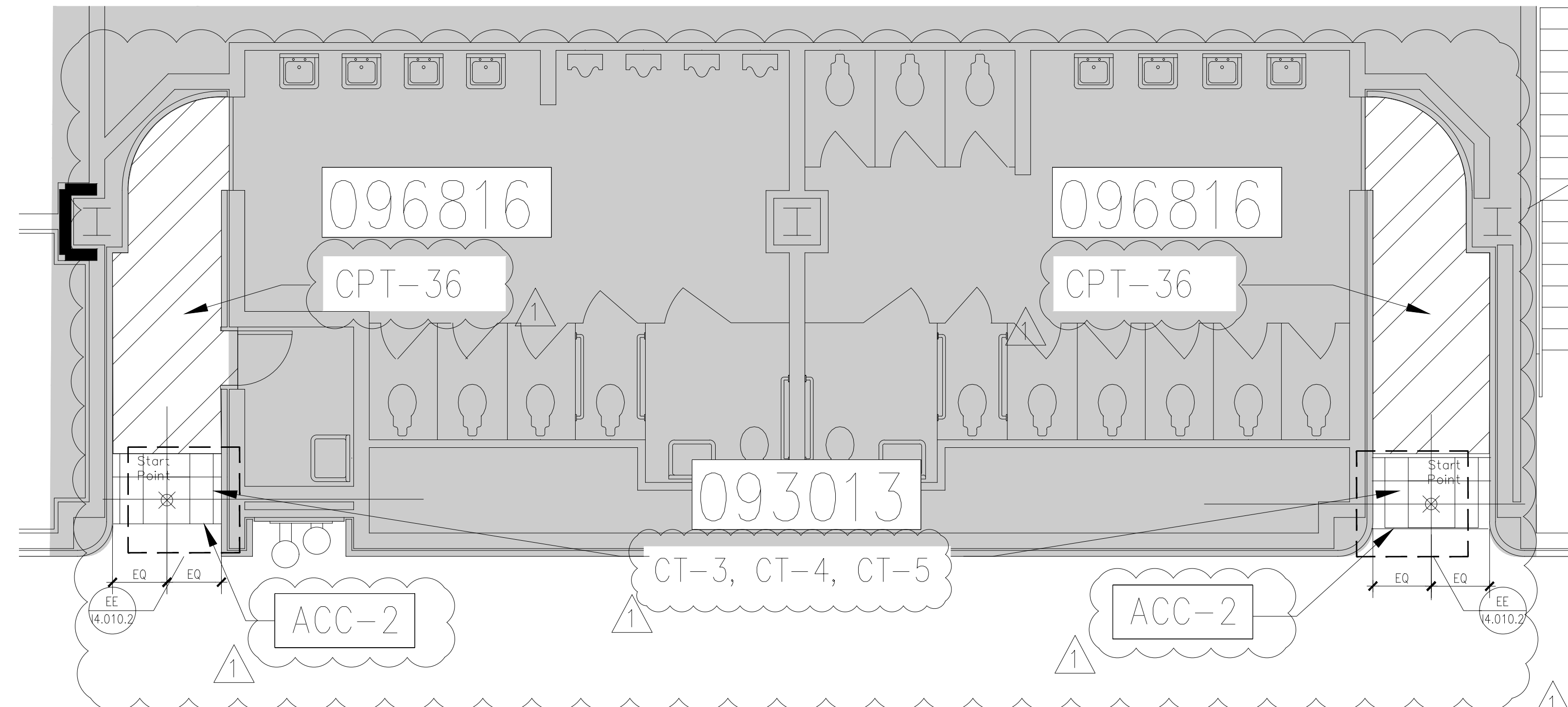


DEMOM ENLARGED RESTROOM



E ENLARGED PLAN - DEMO

1/4" = 1'-0"



ENLARGED PLAN - PROPOSED

**KEY NOTES:**

- 093013 CERAMIC TILING
- 096623 RESINOUS TERRAZZO
- 096816 SHEET CARPET
- SEE SPECIFICATIONS FOR DETAILS

**FINISH LEGEND:**

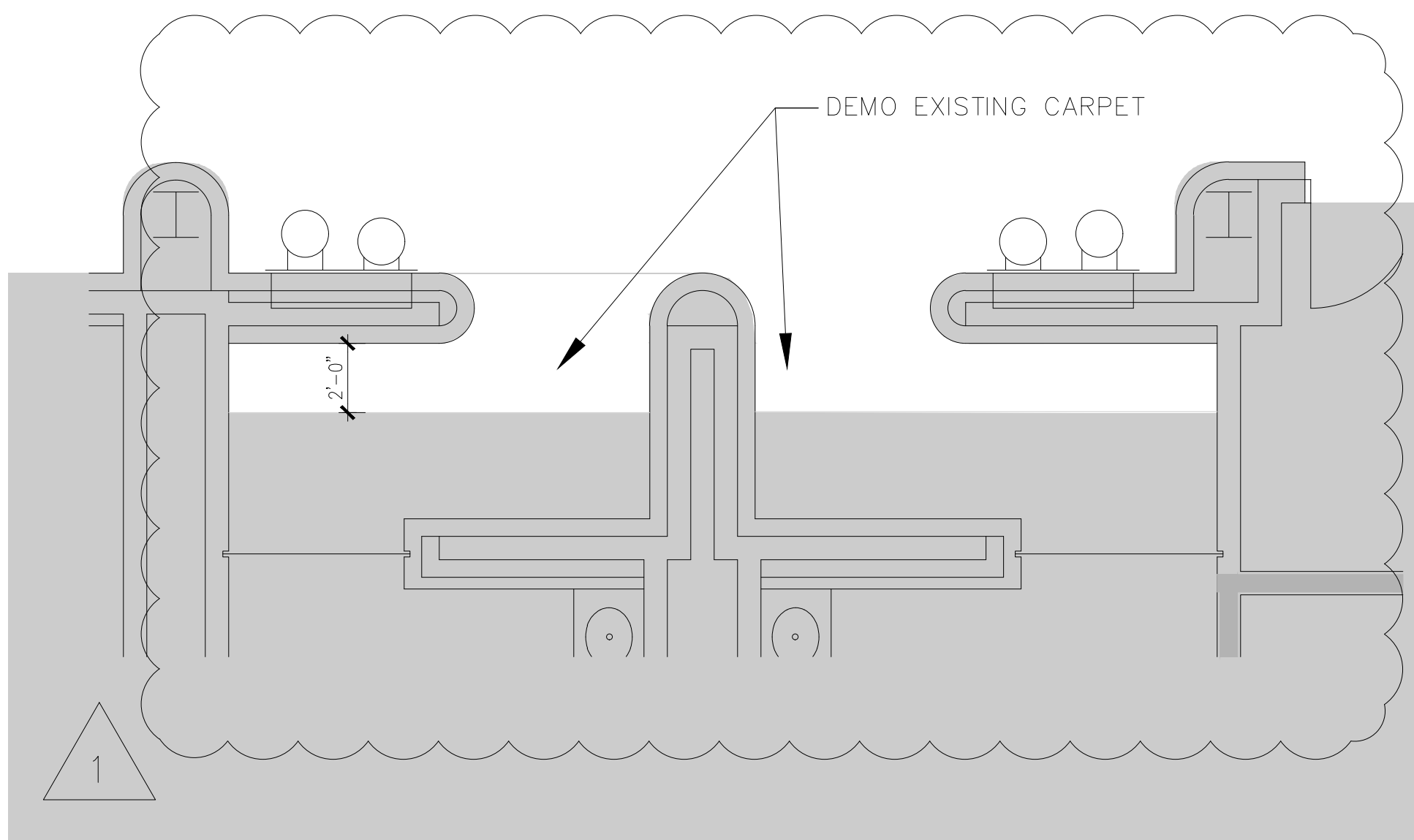
- CPT
- CPT
- TZ
- CT
- NOT IN SCOPE
- EXISTING CERAMIC TILE TO REMAIN
- EXISTING CERAMIC TILE TO BE REMOVED
- CT - RESTROOMS
- CT - RESTROOMS EXISTING TO REMAIN

**GENERAL NOTES:**

1. WHEN FLOORING SYMBOLS ARE FOLLOWED BY NUMBERS, REFER TO SHEET 18.001, FINISH SCHEDULES AND DETAILS, CODE SCHEDULES FOR: CERAMIC TILE, CARPET AND ACCESSORIES FOR TYPE OF FLOORING OR PRODUCT TO BE USED IN THOSE AREAS

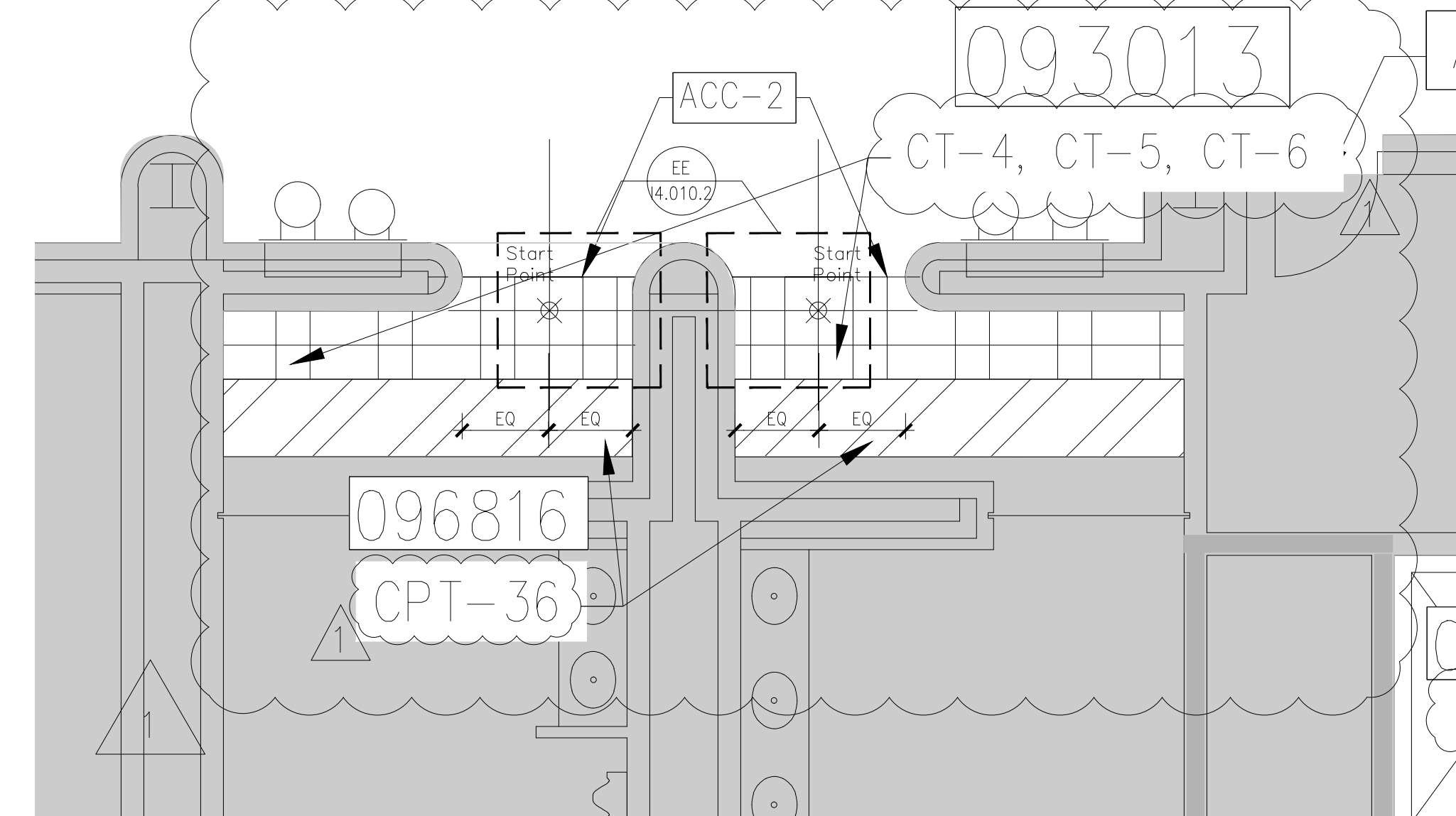
**ORANGE COUNTY CONVENTION CENTER**

**WEST CONCOURSE FLOORING REPLACEMENT  
 LEVEL 300 - PARTIAL PLAN 'E'**

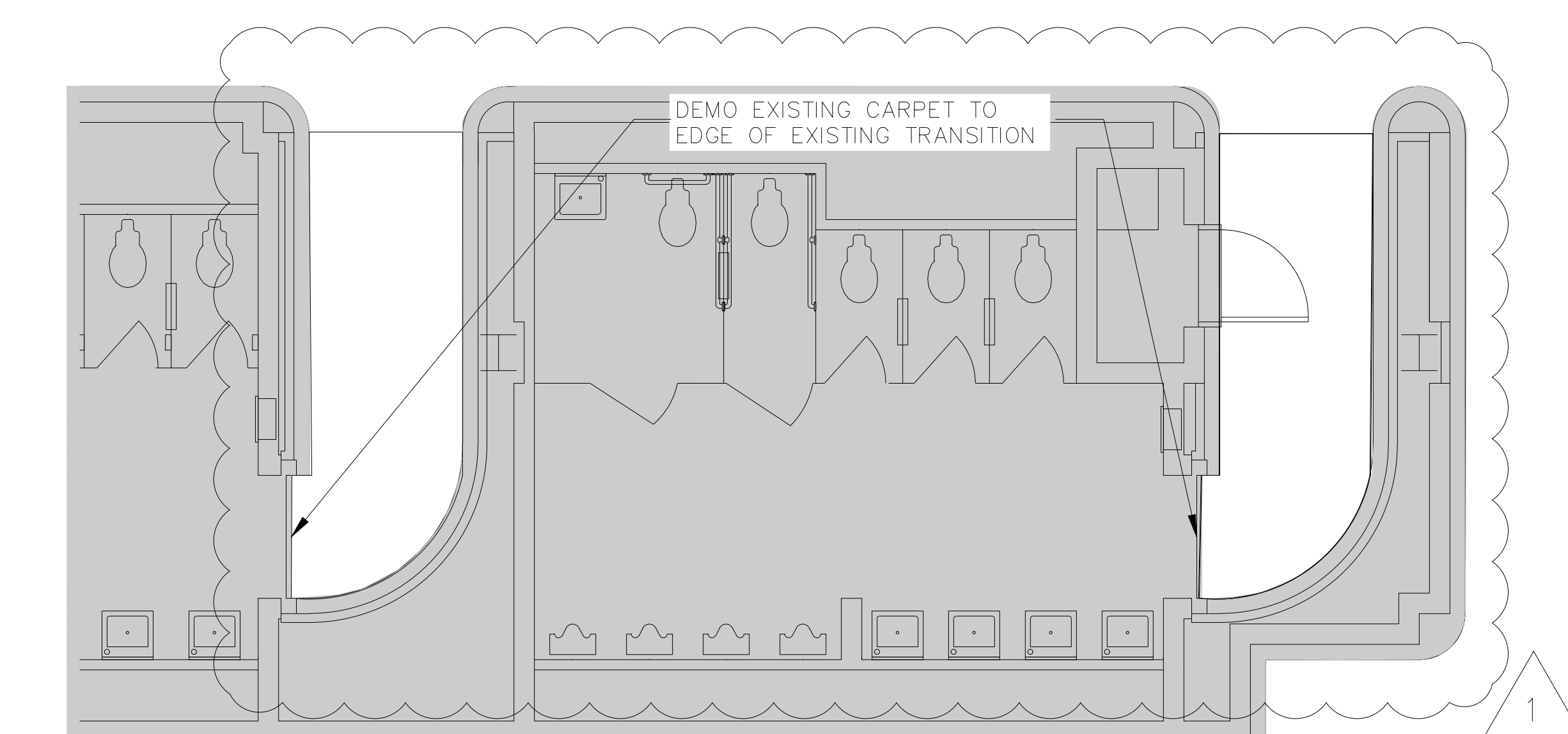


F ENLARGED PLAN - DEMO

1/4" = 1'-0"

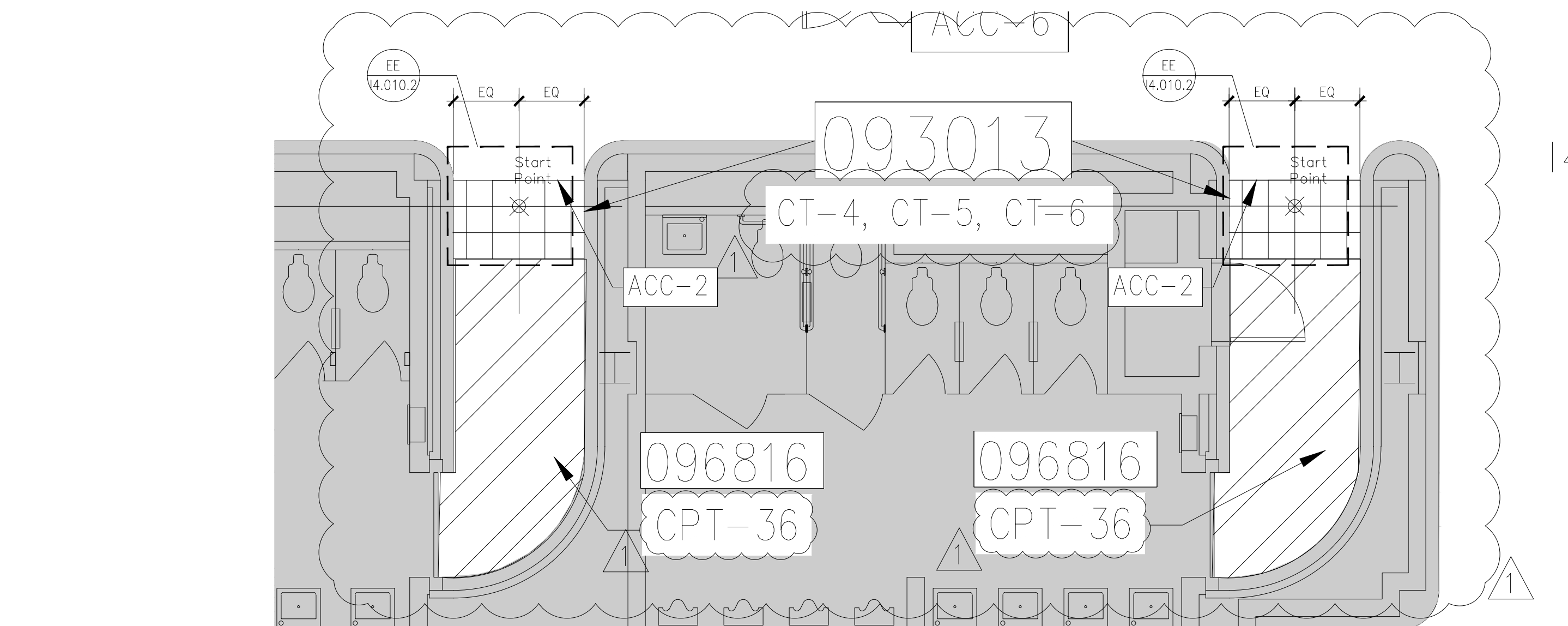


ENLARGED PLAN - PROPOSED

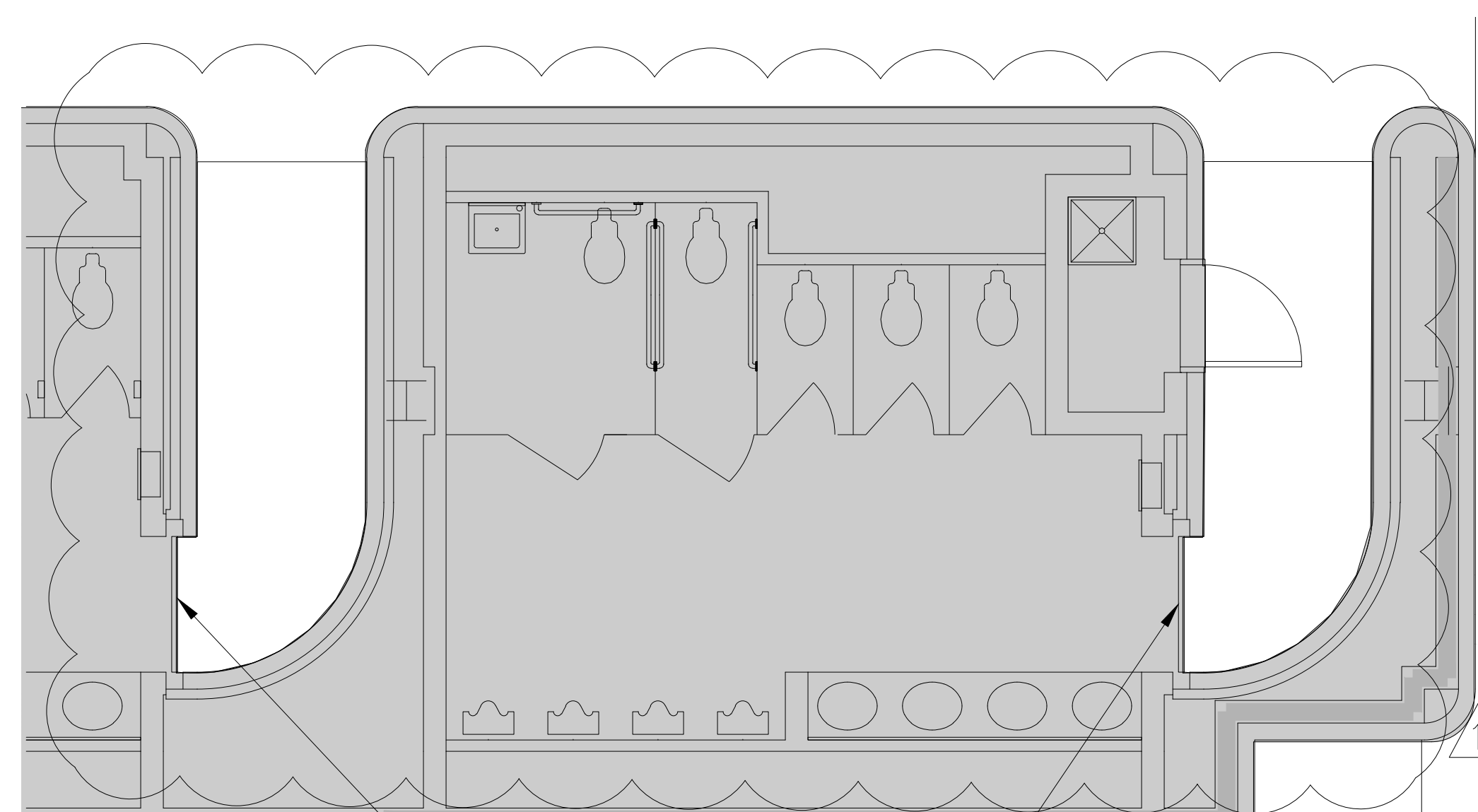


G ENLARGED PLAN - DEMO

1/4" = 1'-0"

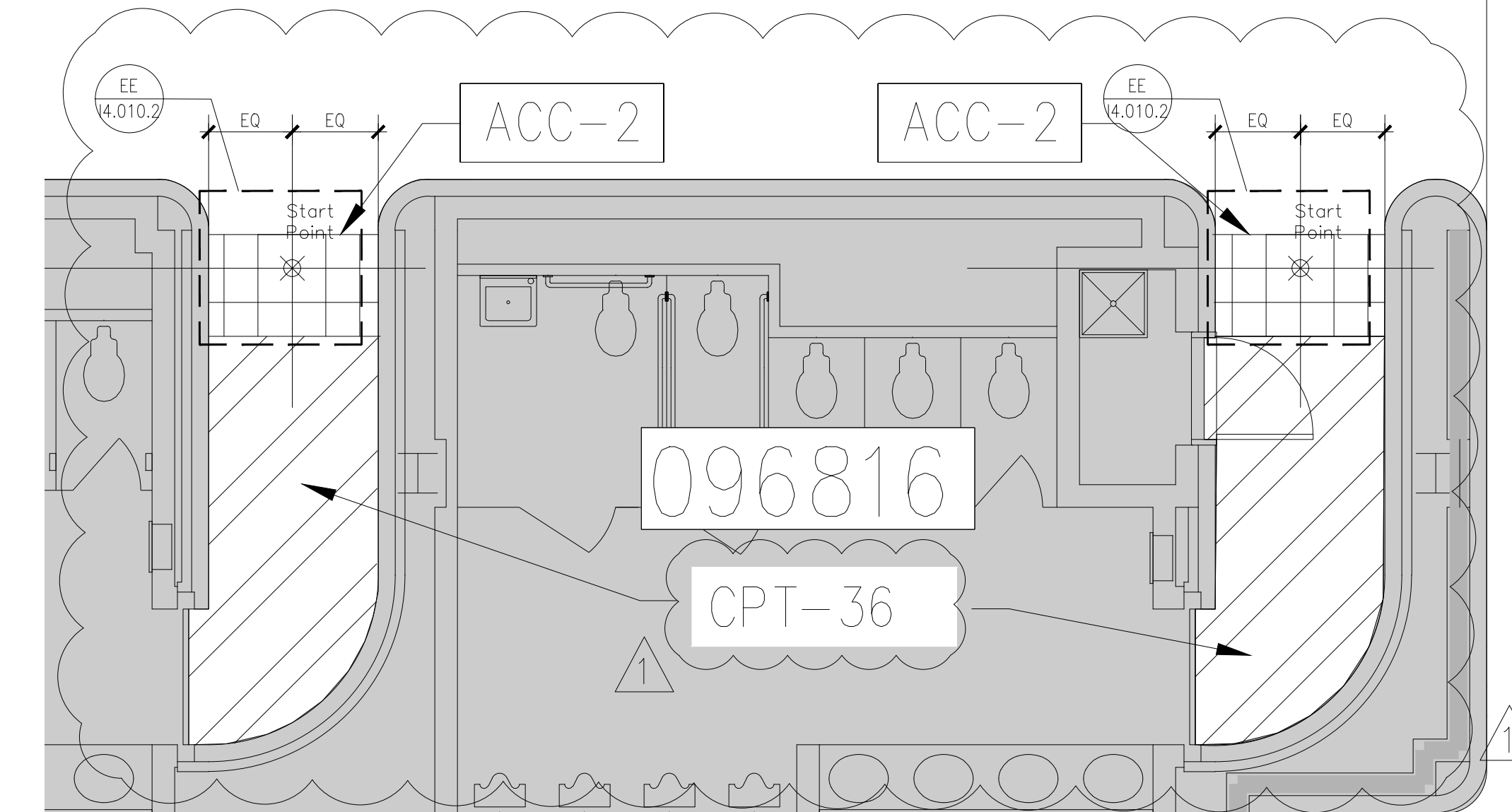


ENLARGED PLAN - PROPOSED



H ENLARGED PLAN - DEMO

1/4" = 1'-0"



ENLARGED PLAN - PROPOSED

SEAL

REVISIONS

- 1 7/05/16 ADDENDUM #3
- 2
- 3
- 4

PROJECT INFORMATION

PROJECT NUMBER:  
**69715**  
 DATE:  
**06/02/2016**  
 SCALE:  
 1/16" = 1'-0"  
 ISSUED FOR:  
 100% CONSTRUCTION DOCUMENTS

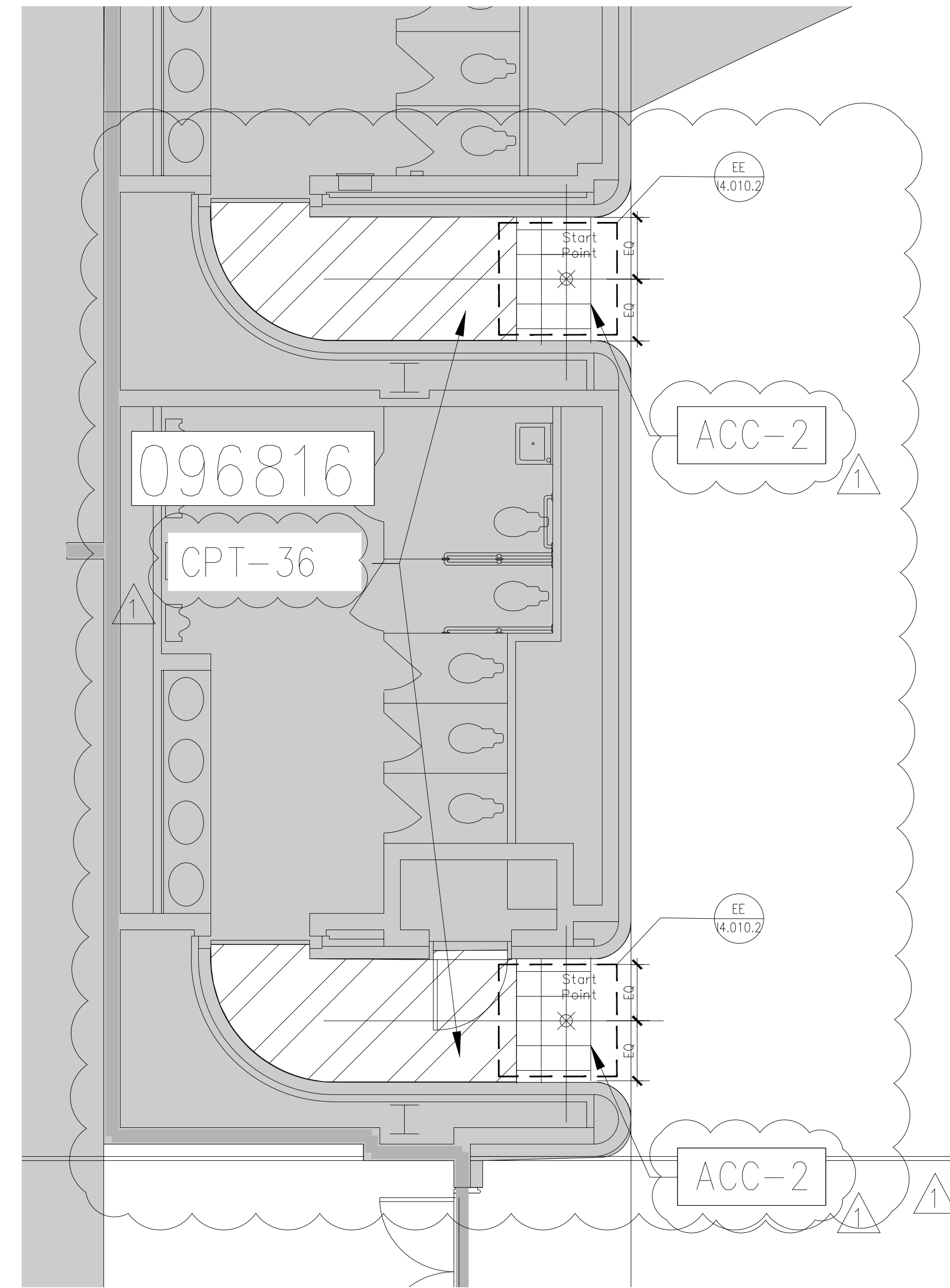
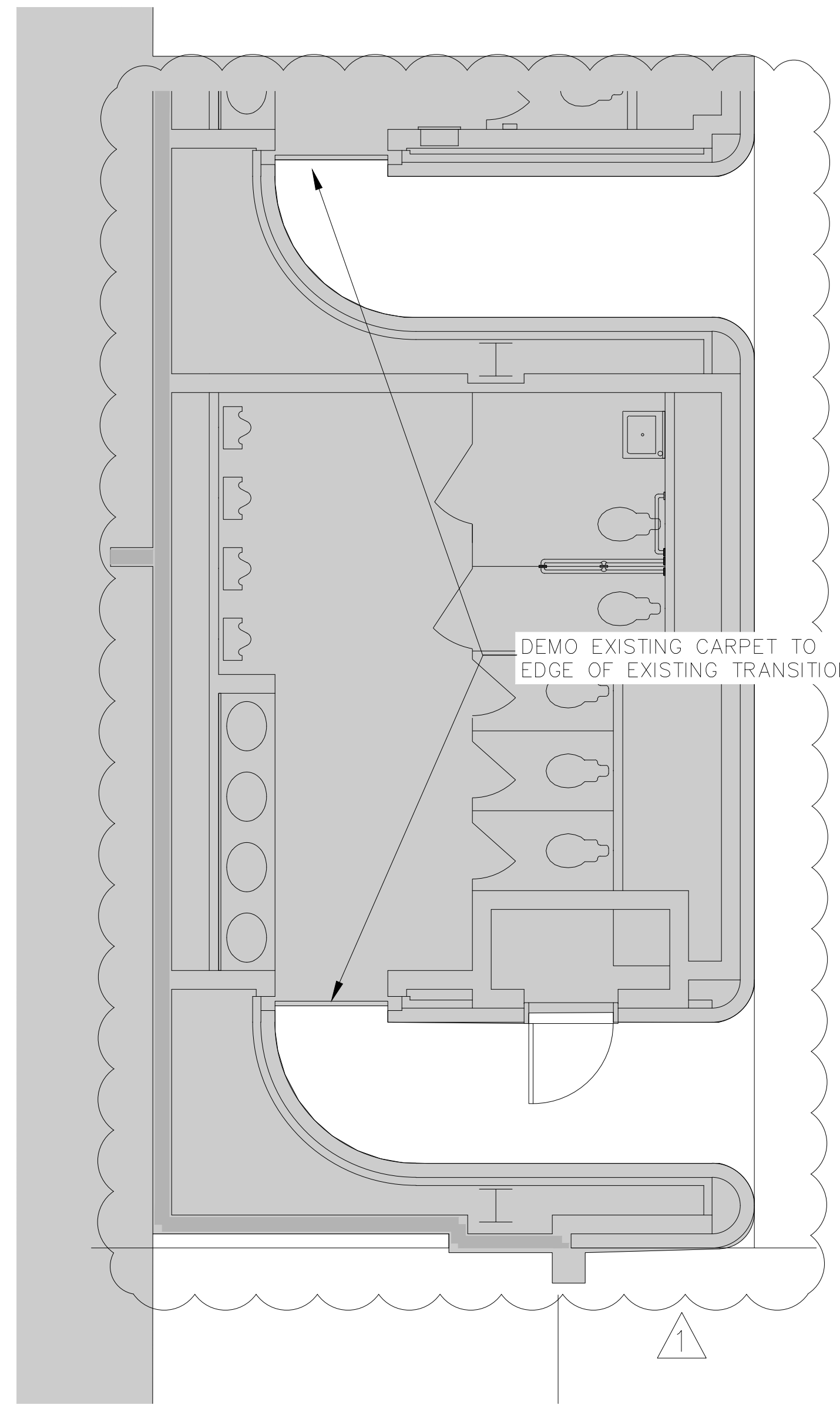
DRAWN BY:  
 KG  
 CHECKED BY:  
 JNK

DRAWING NUMBER

ENLARGED PLANS - CERAMIC TILE

**14.010.4**

This document is not an architectural or engineering study and is not to be used for construction of any load-bearing columns, load-bearing framing or walls or structures, or issuance of any building permits, except as otherwise provided by law.



**KEY NOTES:**

- 093013 CERAMIC TILING
- 096623 RESINOUS TERRAZZO
- 096816 SHEET CARPET
- SEE SPECIFICATIONS FOR DETAILS

**FINISH LEGEND:**

- CPT
- CPT
- TZ
- CT
- NOT IN SCOPE
- EXISTING CERAMIC TILE TO REMAIN
- EXISTING CERAMIC TILE TO BE REMOVED
- CT - RESTROOMS
- CT - RESTROOMS EXISTING TO REMAIN

**GENERAL NOTES:**

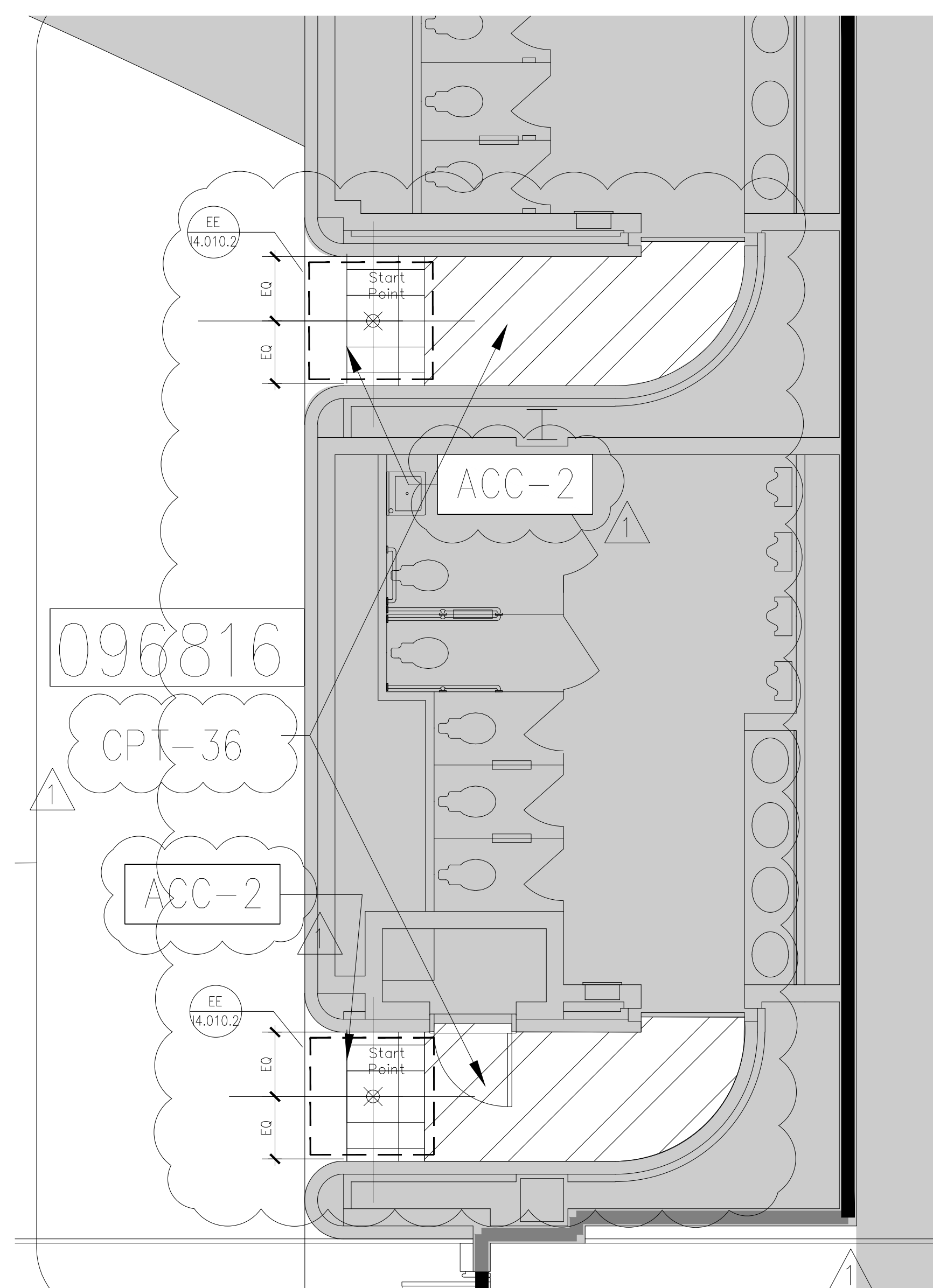
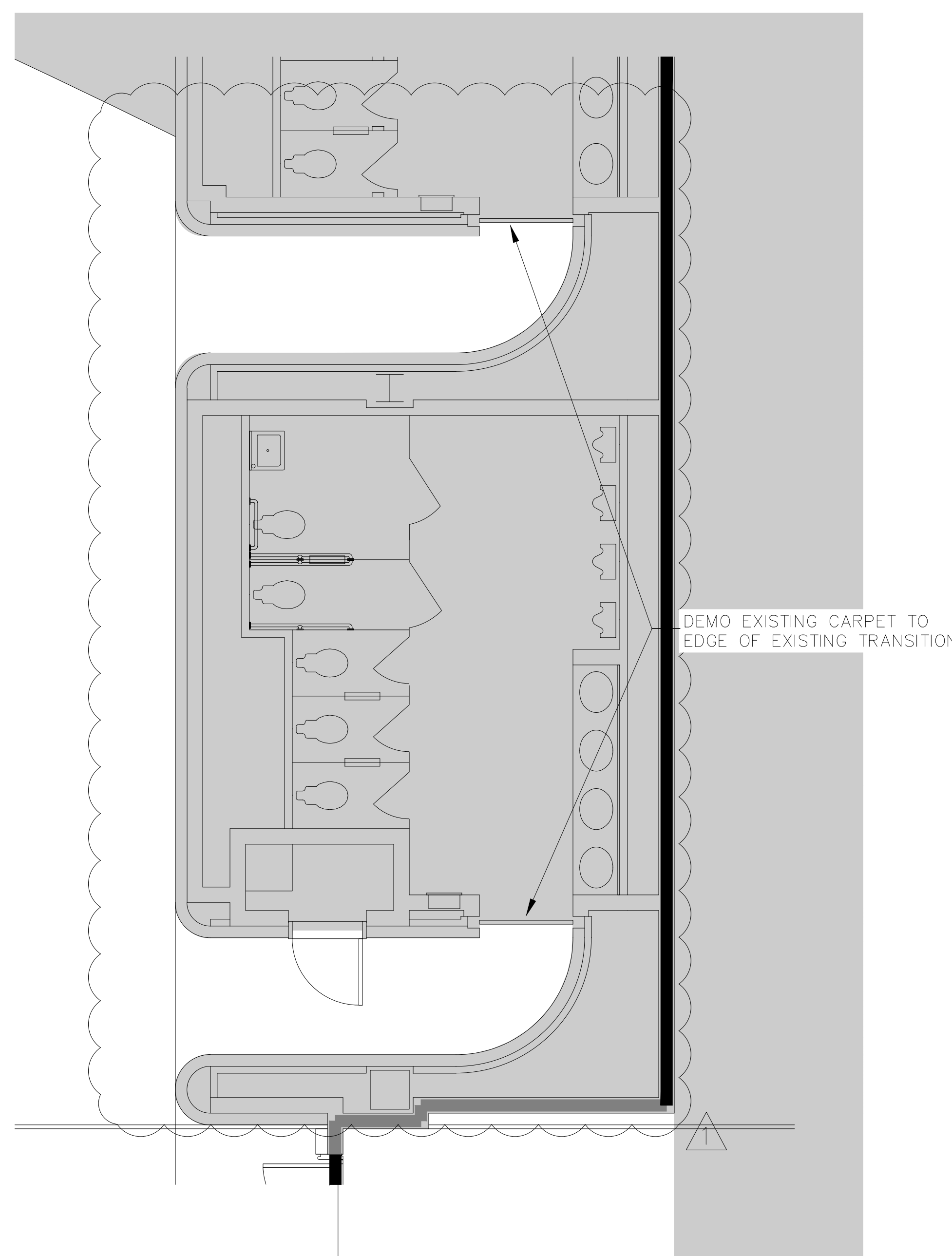
1. WHEN FLOORING SYMBOLS ARE FOLLOWED BY NUMBERS, REFER TO SHEET 18.001, FINISH SCHEDULES AND DETAILS, CODE SCHEDULES FOR: CERAMIC TILE, CARPET AND ACCESSORIES FOR TYPE OF FLOORING OR PRODUCT TO BE USED IN THOSE AREAS

**ORANGE COUNTY CONVENTION CENTER**

**WEST CONCOURSE FLOORING REPLACEMENT  
LEVEL 300 - PARTIAL PLAN 'E'**

I ENLARGED PLAN - DEMO  
1/4" = 1'-0"

ENLARGED PLAN - PROPOSED



H ENLARGED PLAN - DEMO  
1/4" = 1'-0"

ENLARGED PLAN - PROPOSED

SEAL

REVISIONS

- 1 7/05/16 ADDENDUM #3
- 2
- 3
- 4

PROJECT INFORMATION

PROJECT NUMBER:  
**69715**  
DATE:  
**06/02/2016**  
SCALE:  
1/16" = 1'-0"  
ISSUED FOR:  
100% CONSTRUCTION DOCUMENTS

DRAWN BY:  
KG  
CHECKED BY:  
JNK

DRAWING NUMBER

ENLARGED PLANS AND  
DETAILS - CERAMIC TILE

**14.010.5**

This document is not an architectural or engineering study, drawing, specification, or design and is not to be used for construction of any load-bearing columns, load-bearing framing or walls of structures, or issuance of any building permits, except as otherwise provided by law.



**ORANGE COUNTY CONVENTION CENTER**

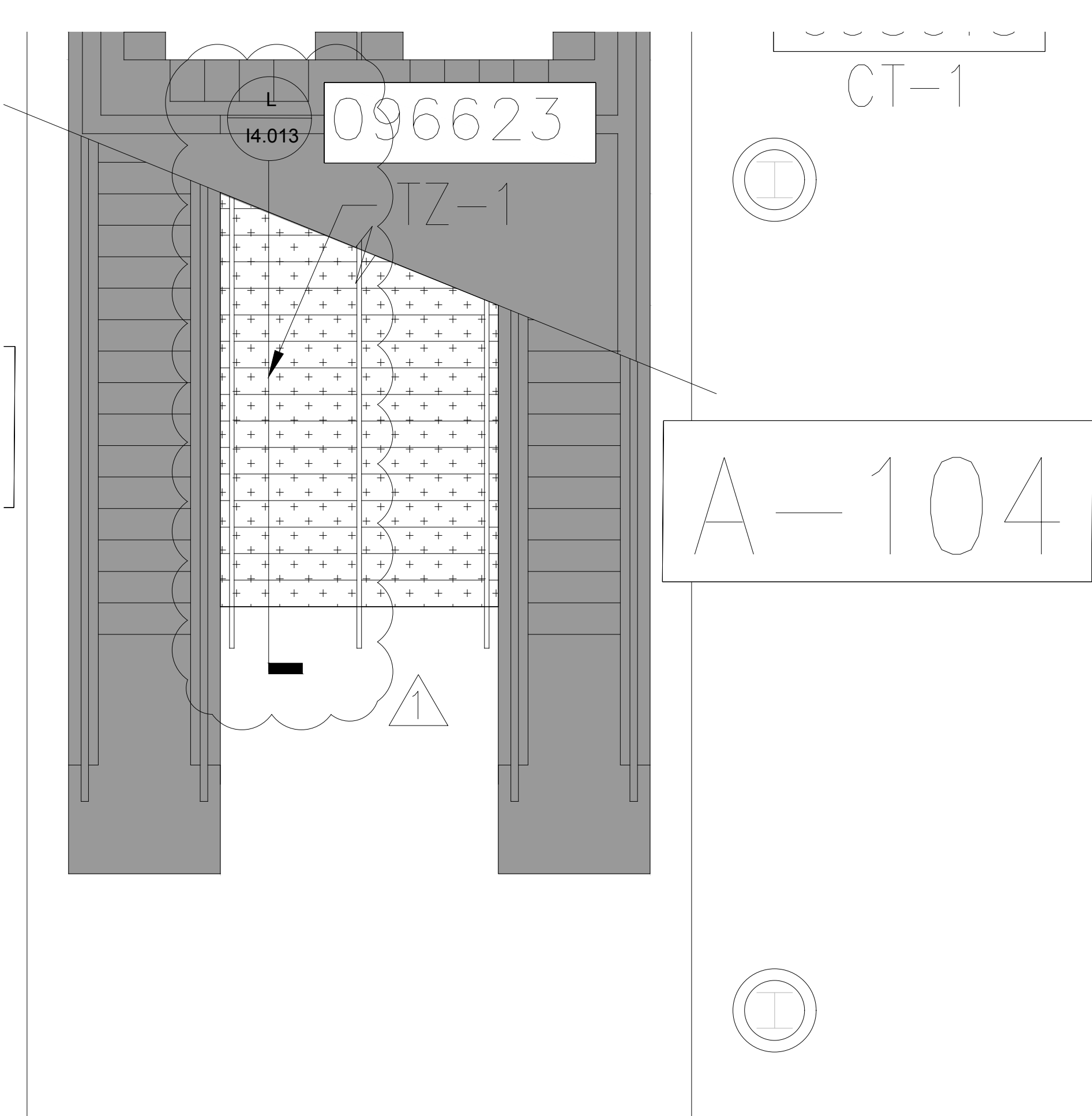
**WEST CONCOURSE FLOORING REPLACEMENT  
 ENLARGED PLANS - TERRAZZO**

**KEY NOTES:**

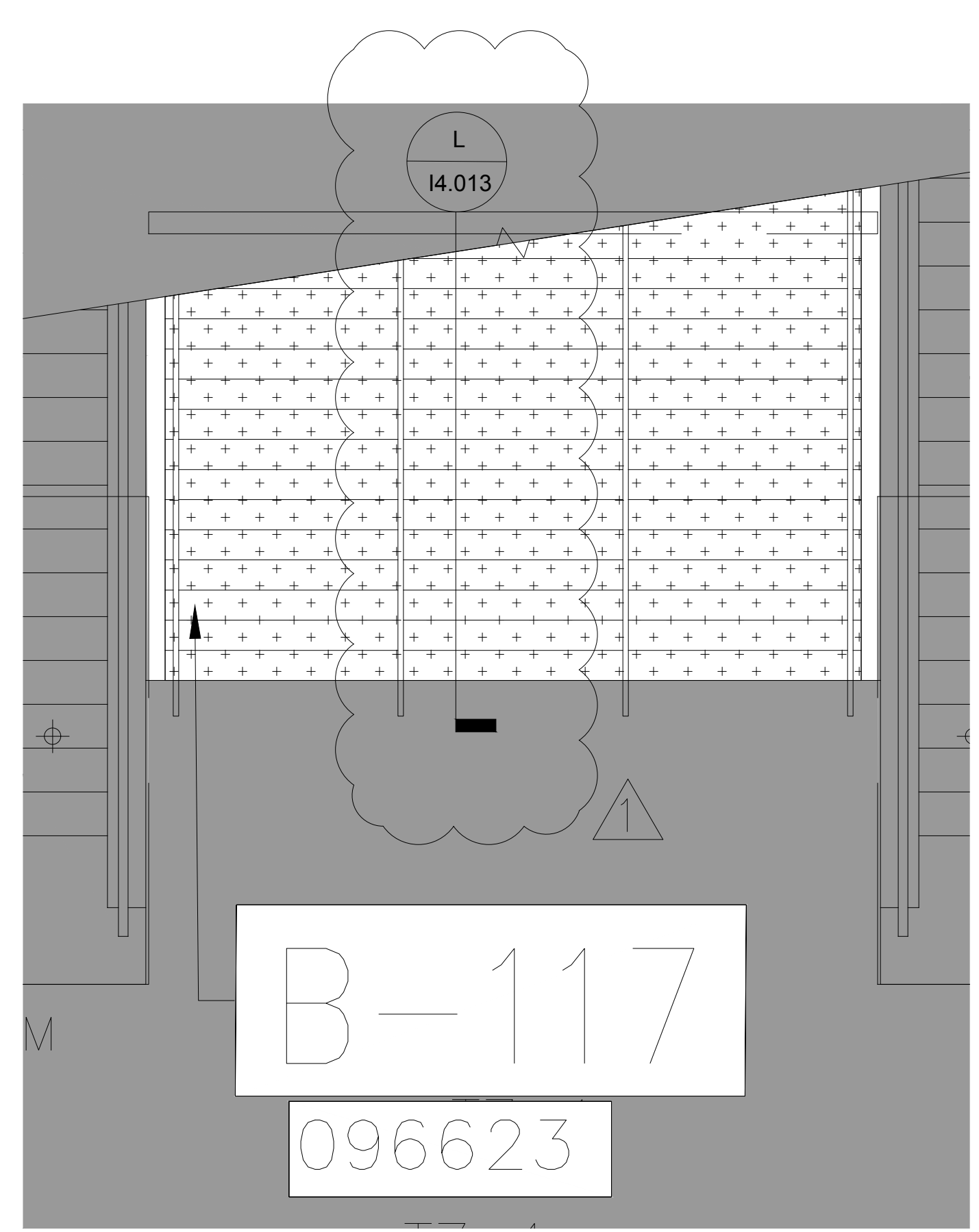
- 093013 CERAMIC TILING
  - 096623 RESINOUS TERRAZZO
  - 096816 SHEET CARPET
- SEE SPECIFICATIONS FOR DETAILS

**FINISH LEGEND:**

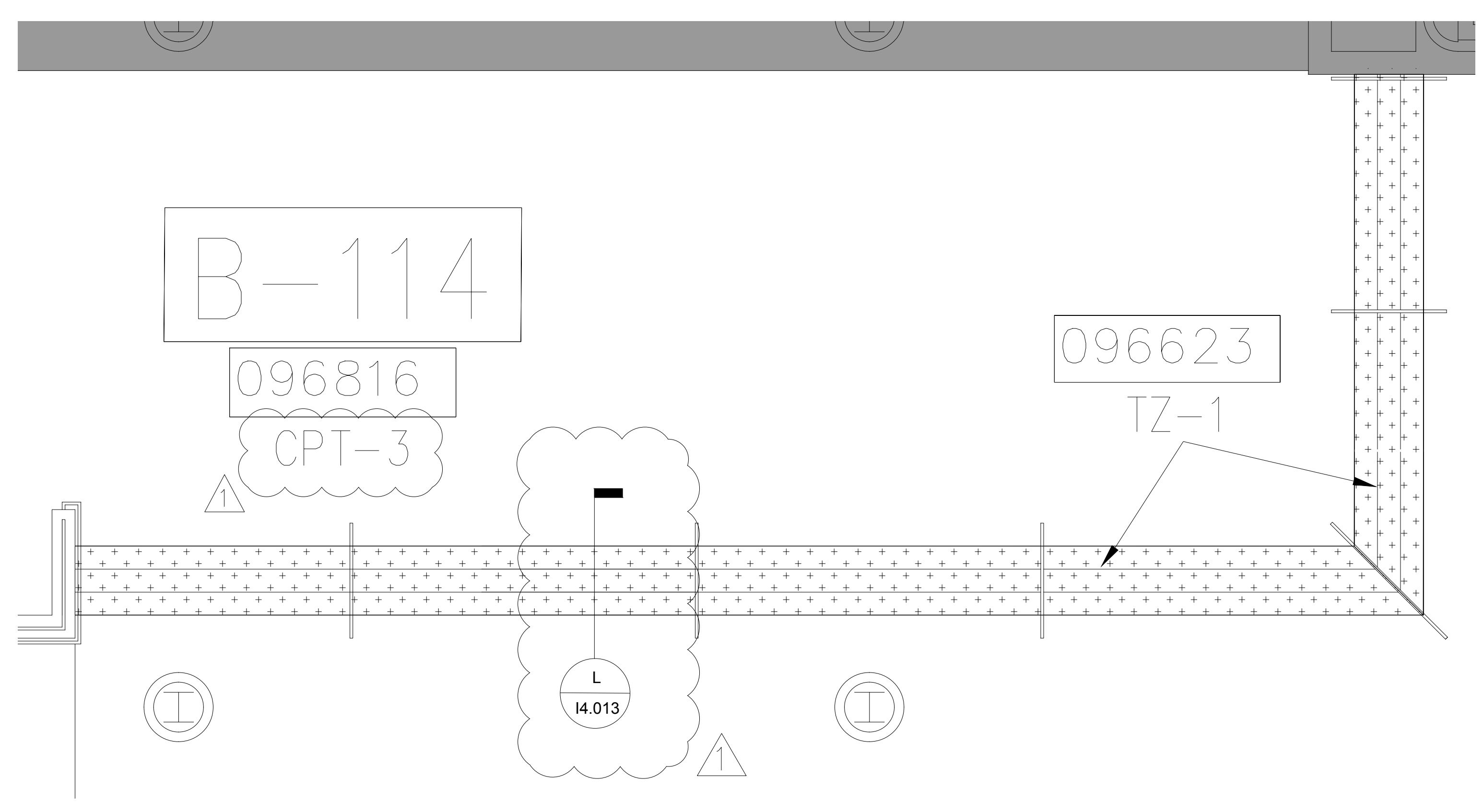
	CPT
	CPT
	TZ
	CT
	NOT IN SCOPE
	EXISTING CERAMIC TILE TO REMAIN
	CT - RESTROOMS



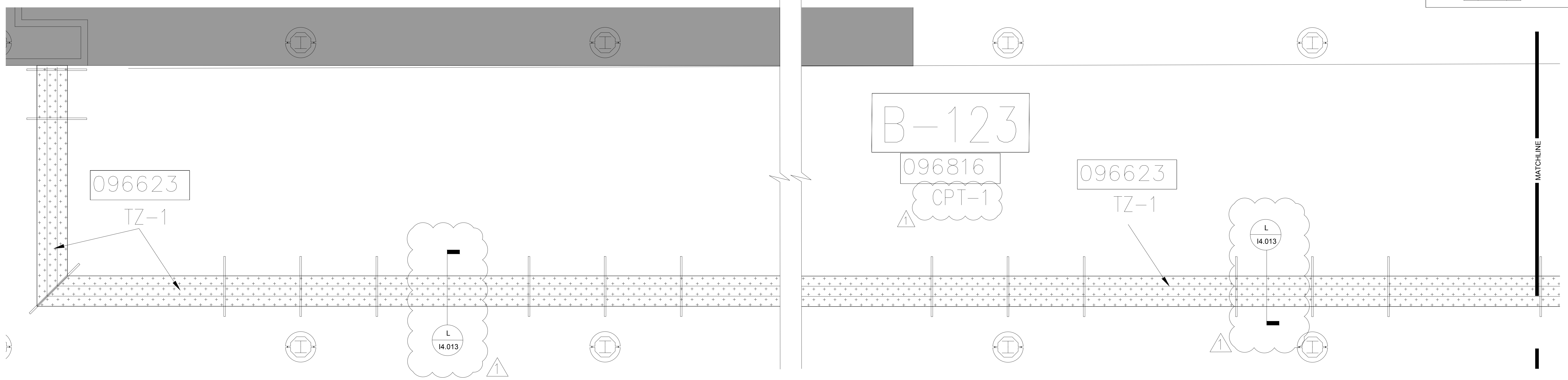
**A** ENLARGED PLANS - TERRAZZO  
 1/4" = 1'-0"



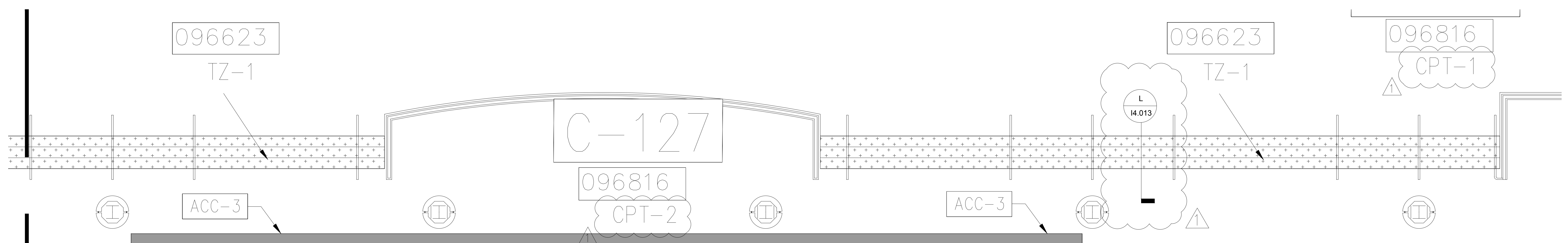
**B** ENLARGED PLANS - TERRAZZO  
 1/4" = 1'-0"



**C** ENLARGED PLANS - TERRAZZO  
 1/4" = 1'-0"



**D** ENLARGED PLANS - TERRAZZO  
 1/4" = 1'-0"



**E** ENLARGED PLANS - TERRAZZO  
 1/4" = 1'-0"

**GENERAL NOTES:**

1. WHEN FLOORING SYMBOLS ARE FOLLOWED BY NUMBERS, REFER TO SHEET 18.001, FINISH SCHEDULES AND DETAILS, CODE SCHEDULES FOR: CERAMIC TILE, CARPET AND ACCESSORIES FOR TYPE OF FLOORING OR PRODUCT TO BE USED IN THOSE AREAS
2. SEE SHEET 14.013

SEAL

**REVISIONS**

1. 7/05/16 ADDENDUM #3
- 2.
- 3.
- 4.

**PROJECT INFORMATION**

**PROJECT NUMBER:**  
 69715  
**DATE:**  
 06/02/2016  
**SCALE:**  
 1/4" = 1'-0"  
**ISSUED FOR:**  
 100% CONSTRUCTION DOCUMENTS

**DRAWN BY:**  
 KG  
**CHECKED BY:**  
 JNK

**DRAWING NUMBER**

**ENLARGED PLANS - TERRAZZO**  
**14.011**

This document is not an architectural or engineering study, drawing, specification, or design and is not to be used for construction of any load-bearing columns, load-bearing framing or walls of structures, or issuance of any building permit, except as otherwise provided by law.


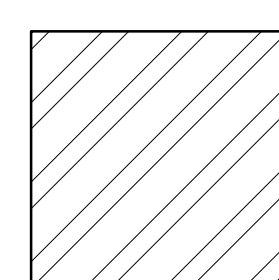

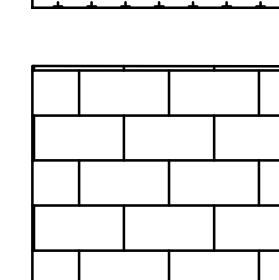
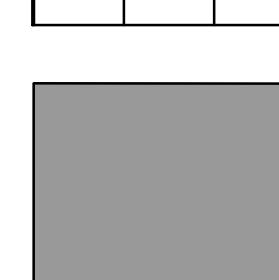
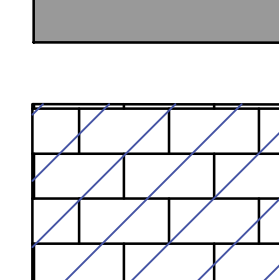
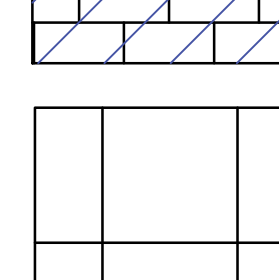
**ORANGE COUNTY CONVENTION CENTER**

**WEST CONCOURSE FLOORING REPLACEMENT  
 ENLARGED PLANS - TERRAZZO**

**KEY NOTES:**

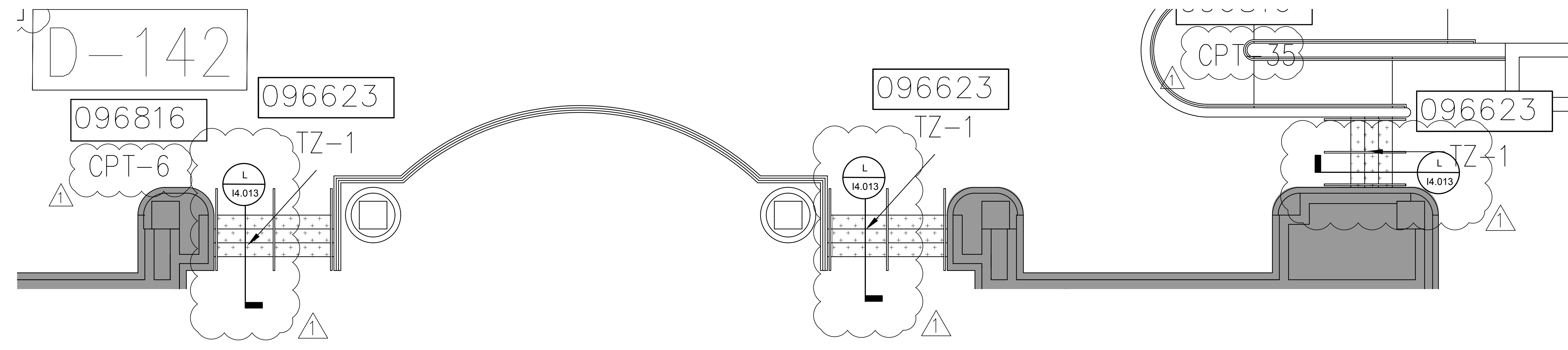
- 093013 CERAMIC TILING
  - 096623 RESINOUS TERRAZZO
  - 096816 SHEET CARPET
- SEE SPECIFICATIONS FOR DETAILS

**FINISH LEGEND:**

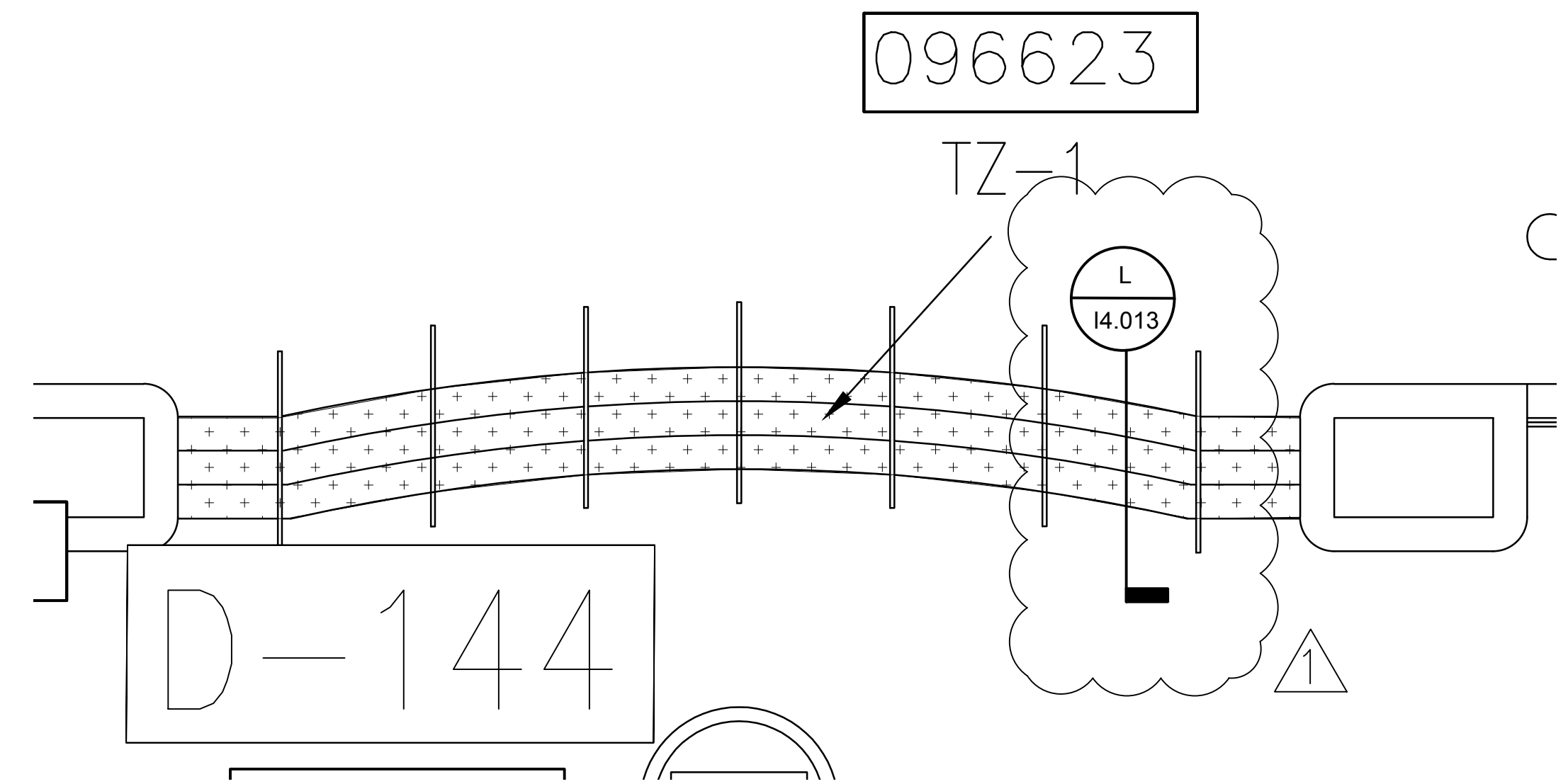
-  CPT
-  CPT
-  TZ
-  CT
-  NOT IN SCOPE
-  EXISTING CERAMIC TILE TO REMAIN
-  CT - RESTROOMS

**GENERAL NOTES:**

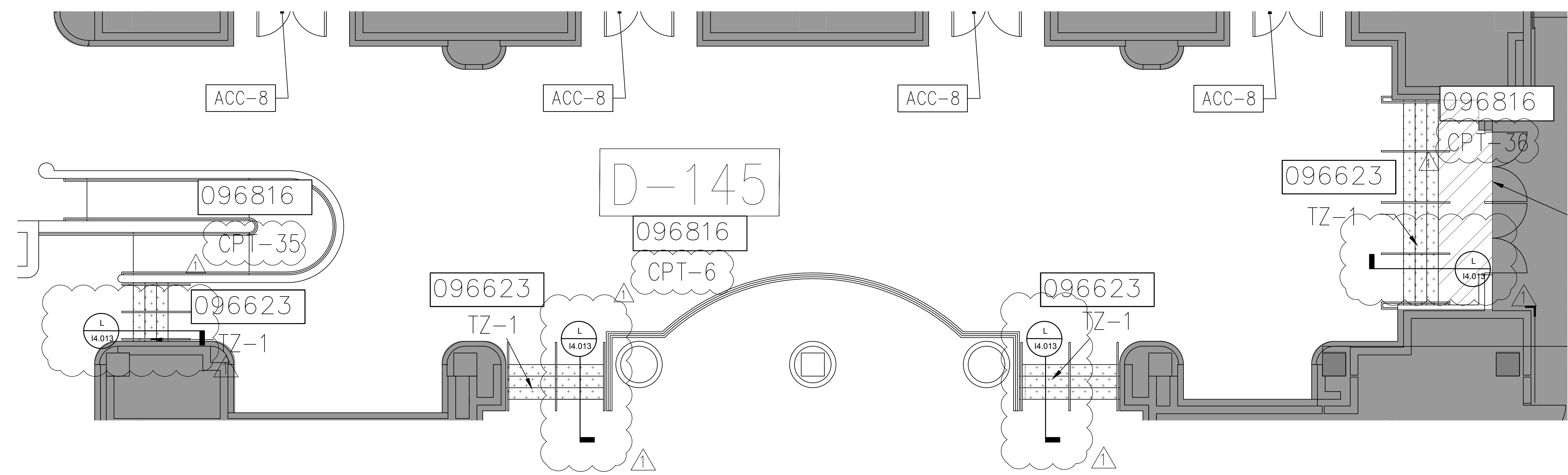
1. WHEN FLOORING SYMBOLS ARE FOLLOWED BY NUMBERS, REFER TO SHEET 18.001, FINISH SCHEDULES AND DETAILS, CODE SCHEDULES FOR: CERAMIC TILE, CARPET AND ACCESSORIES FOR TYPE OF FLOORING OR PRODUCT TO BE USED IN THOSE AREAS
2. SEE SHEET 14.013



**G** ENLARGED PLANS - TERRAZZO  
 1/4" = 1'-0"







**H** ENLARGED PLANS - TERRAZZO  
 1/4" = 1'-0"



**I** ENLARGED PLANS - TERRAZZO  
 1/4" = 1'-0"

SEAL

**REVISIONS**

-  7/05/16 ADDENDUM #3
- 
- 
- 

**PROJECT INFORMATION**

PROJECT NUMBER:  
**69715**  
 DATE:  
**06/02/2016**  
 SCALE:  
 1/4" = 1'-0"  
 ISSUED FOR:  
 100% CONSTRUCTION DOCUMENTS

DRAWN BY:  
 KIG  
 CHECKED BY:  
 JNK

**DRAWING NUMBER**

ENLARGED PLANS -  
 TERRAZZO  
**14.012**


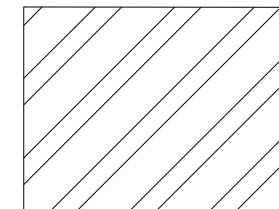



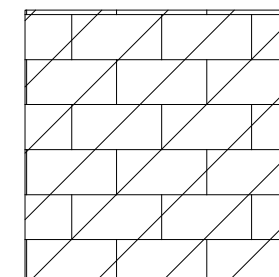
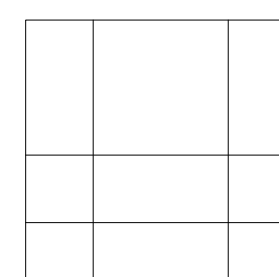
This document is not an architectural or engineering study, drawing, specification, or design and is not to be used for construction of any load-bearing columns, load-bearing framing or walls of structures, or issuance of any building permits, except as otherwise provided by law.



**KEY NOTES:**

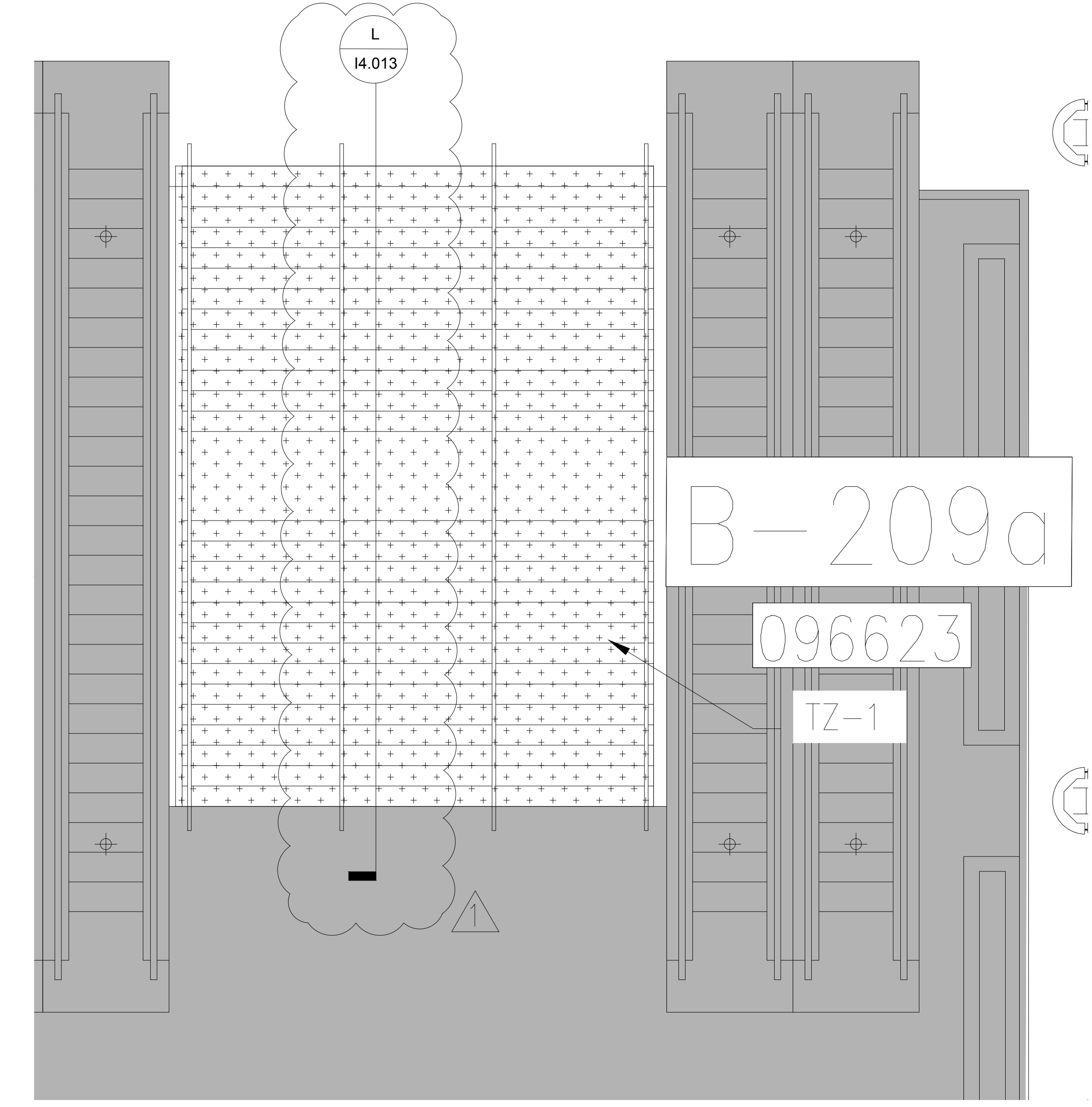
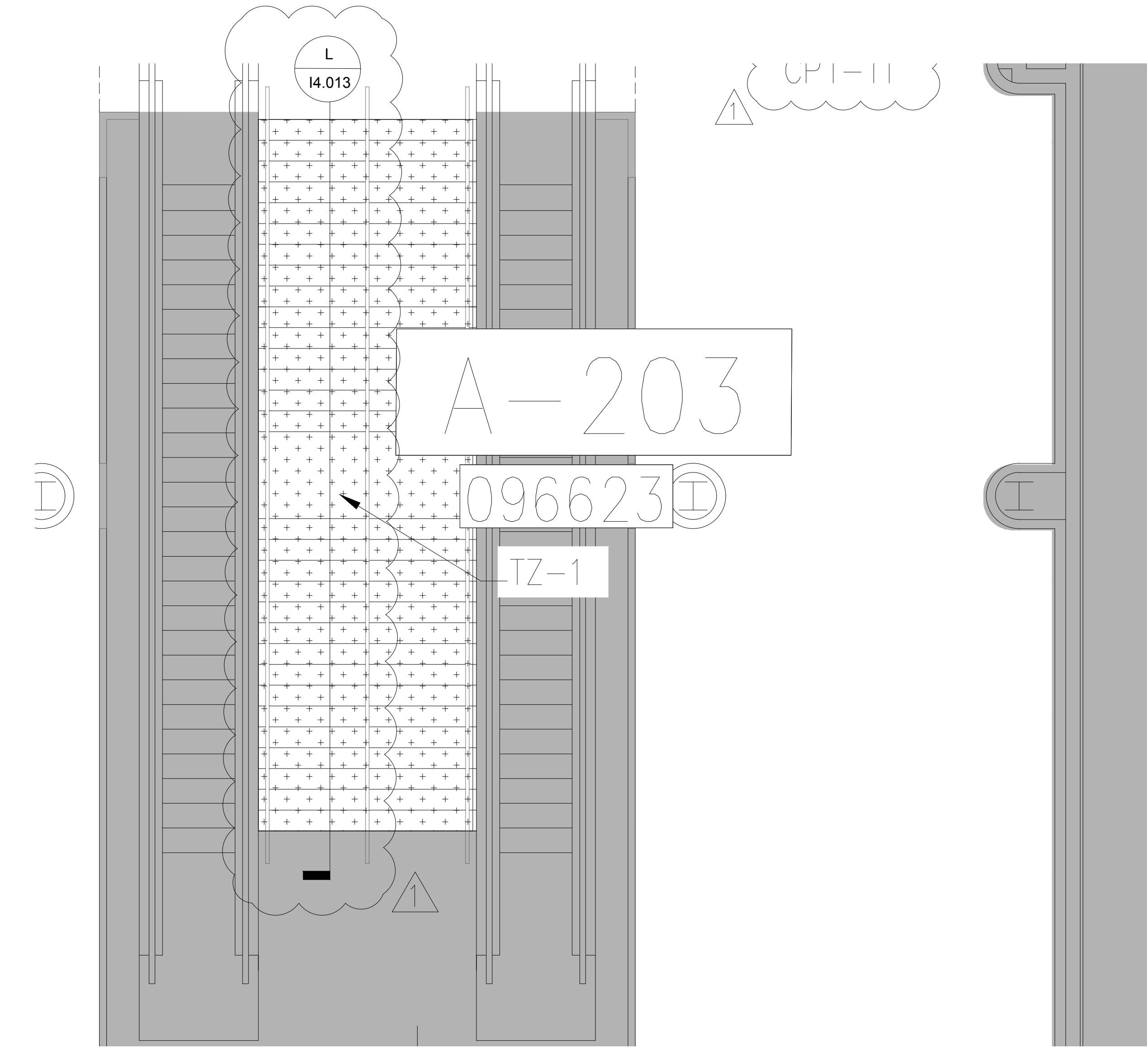
- 093013 CERAMIC TILING
  - 096623 RESINOUS TERRAZZO
  - 096816 SHEET CARPET
- SEE SPECIFICATIONS FOR DETAILS

**FINISH LEGEND:**

-  CPT
-  CPT
-  TZ
-  CT
-  NOT IN SCOPE
-  EXISTING CERAMIC TILE TO REMAIN
-  CT - RESTROOMS

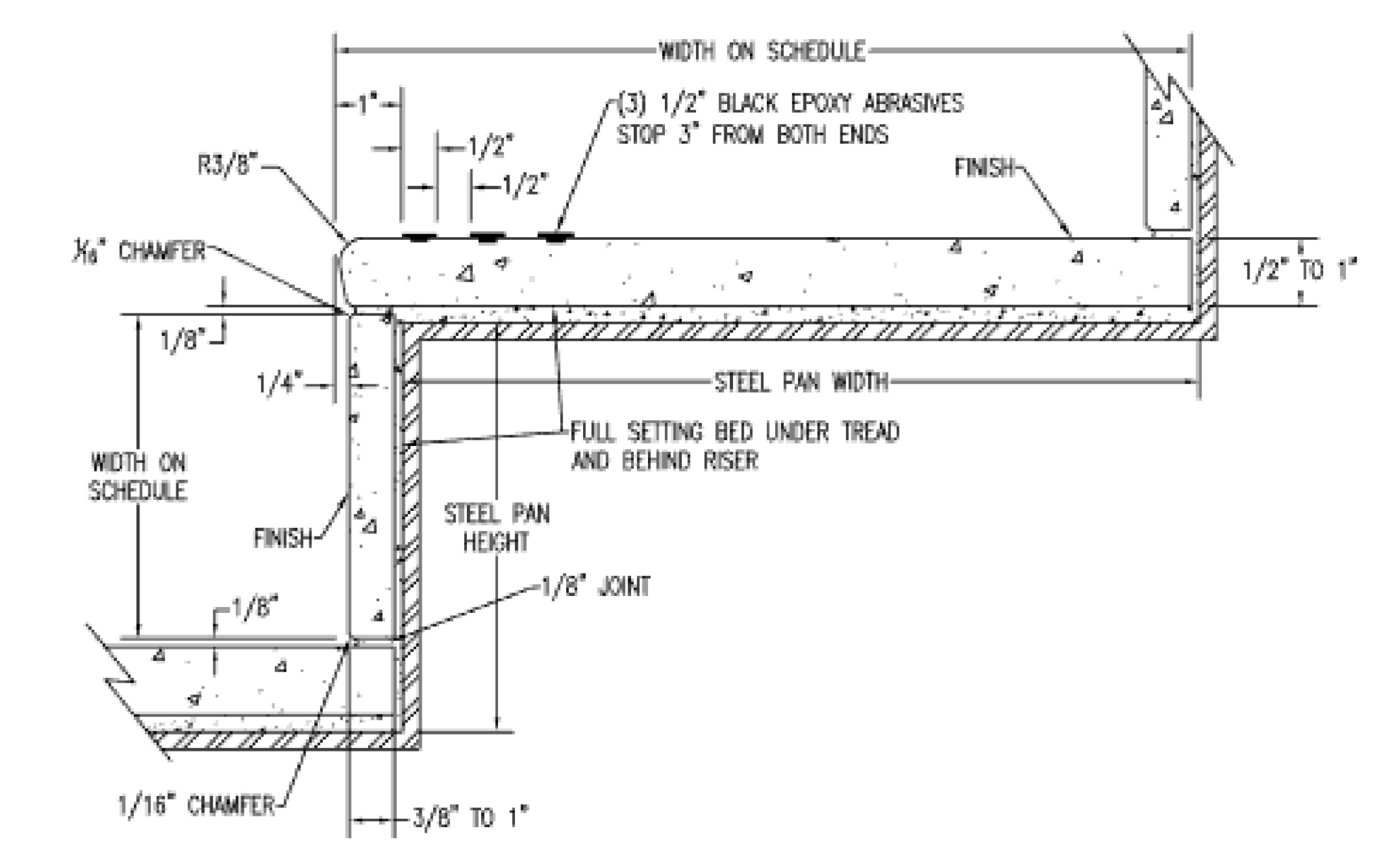
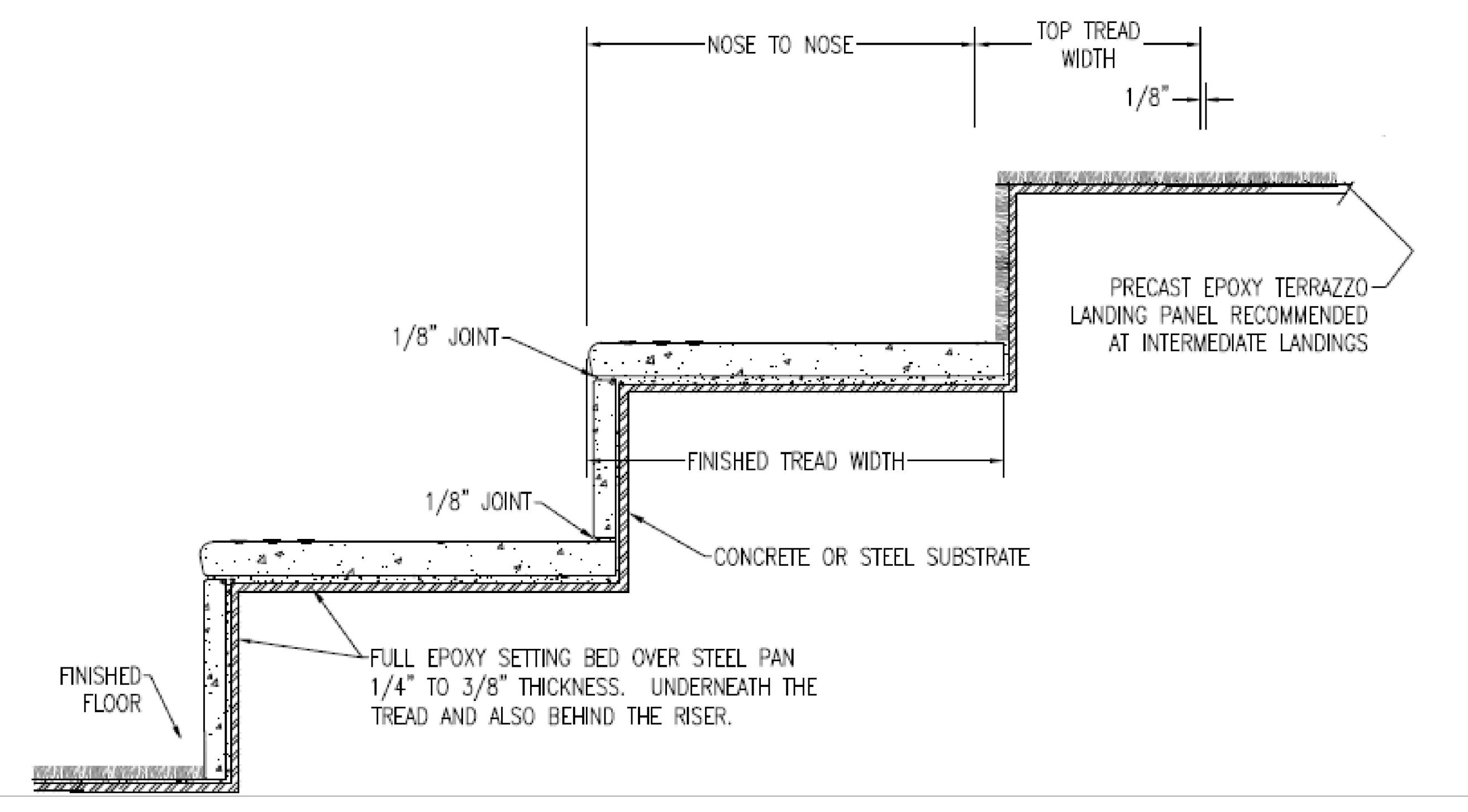
**GENERAL NOTES:**

1. WHEN FLOORING SYMBOLS ARE FOLLOWED BY NUMBERS, REFER TO SHEET 18.001, FINISH SCHEDULES AND DETAILS, CODE SCHEDULES FOR: CERAMIC TILE, CARPET AND ACCESSORIES FOR TYPE OF FLOORING OR PRODUCT TO BE USED IN THOSE AREAS
2. NOTE LOCATION OF ALL CONSTRUCTION JOINTS



**J ENLARGED PLAN- TERRAZZO**  
 1/4" = 1'-0"

**K ENLARGED PLAN- TERRAZZO**  
 1/4" = 1'-0"



**L TERRAZZO TREAD RISER/CARPET TRANSITION**  
 NTS

**M ENLARGED TERRAZZO TREAD RISER DETAIL**  
 NTS

SEAL

**REVISIONS**

- 1. 7/05/16 ADDENDUM #3
- 2.
- 3.
- 4.

**PROJECT INFORMATION**

PROJECT NUMBER: 69715  
 DATE: 06/02/2016  
 SCALE: 1/4" = 1'-0"  
 ISSUED FOR: 100% CONSTRUCTION DOCUMENTS

DRAWN BY: KCC  
 CHECKED BY: JNK

**DRAWING NUMBER**

ENLARGED PLANS & DETAIL  
 TERRAZZO  
**14.013**

This document is not an architectural or engineering study, drawing, specification, or design and is not to be used for construction of any load-bearing columns, load-bearing framing or walls of structures, or issuance of any building permit, except as otherwise provided by law.



REV. NO.	CODE	PRODUCT	MFR.	MFR. NO.	CONTENT	PATTERN/COLOR	SIZE	REPEAT	FLAME SPREAD	REMARKS
ACC-1	Transition Strip	Johnsontite	CTA-40-L	Vinyl	Black		3/8" x 1/4" x 2-1/2"	N/A	CLASS I	Walk-Off Mat to Carpet
ACC-2	Transition Strip	Schluter Systems	Schluter DECO	Aluminum	Satin Oxidized Aluminum		See Specification Section 09350	N/A	N/A	Ceramic Tile to Carpet
ACC-3	Transition Strip	Johnsontite	Sineline SLT-40-F	Vinyl	Black		1/4" x 3/8" x 1/4"	N/A	CLASS I	Carpet to Poured Terrazzo
ACC-4	Transition Strip	Mats, Inc.	Premium Ultra - Flex Back	Vinyl	Black		3-5/16" Overall	N/A	CLASS I	Sew-on Concrete to Walk-Off Carpet Locations, Glued Down
ACC-5	Sub Floor Leveler	Johnsontite	LS-40	Vinyl	Black		1/4" x 12"	N/A	N/A	Carpet to Schluter DECO
ACC-6	Reducer Transition Strip	Johnsontite	CTA-40-J	Vinyl	Black		1/4" to Subfloor x 2-1/2"	N/A	CLASS I	Carpet to Sealed Concrete
ACC-7	Crack Suppression Membrane	Schluter Systems	Schluter DITRA	100% PVC	N/A		See Specification Section 09350	N/A	N/A	Crack Suppression Membrane to be used with Ceramic Tile
ACC-8	Transition Strip	Johnsontite	CTA-40B	Vinyl	Black		1/4" x 2-1/2"	N/A	CLASS I	Existing Carpet to New Carpet
ACC-9	Reducer Transition Strip	Schluter Systems	RENO RAMP	Aluminum	Satin Oxidized Aluminum		See Specification Section 09350	N/A	N/A	Ceramic Tile to Sealed Concrete
ACC-10	Surface Joint Profile	Schluter Systems	DILEX-45R	Aluminum	Sand Pebble		See Specification Section 09350	N/A	N/A	Movement Joint Trim
ACC-11	Stair Nosing	Schluter Systems	TREP/TAP	Aluminum	Grey/Satin Aluminum		See Specification Section 09350	N/A	N/A	Stair Nosing
ACC-12	Reducer	Johnsontite	Wheeled Floor Transition	Vinyl	29 Moon Rock		3/8" to 1/8" x 2-1/2"	N/A	N/A	Temporary Transition from Existing Restroom Tile to New Restroom Tile

REV. NO.	MFR.	TYPE	STYLE NUMBER	PITCH/ROW	WIDTH	COLOR	CONTENT	BACKING	FACE WEIGHT	TOTAL WEIGHT	INSTALLATION	FLAME SPREAD	SUSTAINABILITY	REMARKS
CPT-1	Tai Ping	Woven Axminster	EX1515-5	7/9	13 1/2"	Custom	100% Nylon Type 6.6	POLYPROPYLENE	32.7 oz/sy	59.5 oz/sy	Direct Glue	ASTM E648 Class I	CR1 Green Label Plus	Owner Provided/Contractor Installed
CPT-2	Tai Ping	Woven Axminster	FX10579-12	7/9	13 1/2"	Custom	100% Nylon Type 6.6	POLYPROPYLENE	32.7 oz/sy	59.5 oz/sy	Direct Glue	ASTM E648 Class I	CR1 Green Label Plus	Owner Provided/Contractor Installed
CPT-3	Tai Ping	Woven Axminster	EX1515-4	7/9	13 1/2"	Custom	100% Nylon Type 6.6	POLYPROPYLENE	32.7 oz/sy	59.5 oz/sy	Direct Glue	ASTM E648 Class I	CR1 Green Label Plus	Owner Provided/Contractor Installed
CPT-4	Tai Ping	Woven Axminster	FX10578-12	7/9	13 1/2"	Custom	100% Nylon Type 6.6	POLYPROPYLENE	32.7 oz/sy	59.5 oz/sy	Direct Glue	ASTM E648 Class I	CR1 Green Label Plus	Owner Provided/Contractor Installed
CPT-5	Tai Ping	Woven Axminster	FX10578-13	7/9	13 1/2"	Custom	100% Nylon Type 6.6	POLYPROPYLENE	32.7 oz/sy	59.5 oz/sy	Direct Glue	ASTM E648 Class I	CR1 Green Label Plus	Owner Provided/Contractor Installed
CPT-6	Tai Ping	Woven Axminster	FX10578-13	7/9	13 1/2"	Custom	100% Nylon Type 6.6	POLYPROPYLENE	32.7 oz/sy	59.5 oz/sy	Direct Glue	ASTM E648 Class I	CR1 Green Label Plus	Owner Provided/Contractor Installed
CPT-7	Tai Ping	Woven Axminster	FX10579-4	7/9	13 1/2"	Custom	100% Nylon Type 6.6	POLYPROPYLENE	32.7 oz/sy	59.5 oz/sy	Direct Glue	ASTM E648 Class I	CR1 Green Label Plus	Owner Provided/Contractor Installed
CPT-8	Tai Ping	Woven Axminster	EX1515-12	7/9	13 1/2"	Custom	100% Nylon Type 6.6	POLYPROPYLENE	32.7 oz/sy	59.5 oz/sy	Direct Glue	ASTM E648 Class I	CR1 Green Label Plus	Owner Provided/Contractor Installed
CPT-9	Tai Ping	Woven Axminster	FX10579-11	7/9	13 1/2"	Custom	100% Nylon Type 6.6	POLYPROPYLENE	32.7 oz/sy	59.5 oz/sy	Direct Glue	ASTM E648 Class I	CR1 Green Label Plus	Owner Provided/Contractor Installed
CPT-10	Tai Ping	Woven Axminster	EX1515-11	7/9	13 1/2"	Custom	100% Nylon Type 6.6	POLYPROPYLENE	32.7 oz/sy	59.5 oz/sy	Direct Glue	ASTM E648 Class I	CR1 Green Label Plus	Owner Provided/Contractor Installed
CPT-11	Tai Ping	Woven Axminster	FX10578-5	7/9	13 1/2"	Custom	100% Nylon Type 6.6	POLYPROPYLENE	32.7 oz/sy	59.5 oz/sy	Direct Glue	ASTM E648 Class I	CR1 Green Label Plus	Owner Provided/Contractor Installed
CPT-11b	Tai Ping	Woven Axminster	FX10578-13	7/9	13 1/2"	Custom	100% Nylon Type 6.6	POLYPROPYLENE	32.7 oz/sy	59.5 oz/sy	Direct Glue	ASTM E648 Class I	CR1 Green Label Plus	Owner Provided/Contractor Installed
CPT-12	Tai Ping	Woven Axminster	FX10580-5	7/9	13 1/2"	Custom	100% Nylon Type 6.6	POLYPROPYLENE	32.7 oz/sy	59.5 oz/sy	Direct Glue	ASTM E648 Class I	CR1 Green Label Plus	Owner Provided/Contractor Installed
CPT-13	Tai Ping	Woven Axminster	EX1515-10	7/9	13 1/2"	Custom	100% Nylon Type 6.6	POLYPROPYLENE	32.7 oz/sy	59.5 oz/sy	Direct Glue	ASTM E648 Class I	CR1 Green Label Plus	Owner Provided/Contractor Installed
CPT-14	Tai Ping	Woven Axminster	FX10579-10	7/9	13 1/2"	Custom	100% Nylon Type 6.6	POLYPROPYLENE	32.7 oz/sy	59.5 oz/sy	Direct Glue	ASTM E648 Class I	CR1 Green Label Plus	Owner Provided/Contractor Installed
CPT-15	Tai Ping	Woven Axminster	EX1515-2	7/9	13 1/2"	Custom	100% Nylon Type 6.6	POLYPROPYLENE	32.7 oz/sy	59.5 oz/sy	Direct Glue	ASTM E648 Class I	CR1 Green Label Plus	Owner Provided/Contractor Installed
CPT-16	Tai Ping	Woven Axminster	FX10578-4	7/9	13 1/2"	Custom	100% Nylon Type 6.6	POLYPROPYLENE	32.7 oz/sy	59.5 oz/sy	Direct Glue	ASTM E648 Class I	CR1 Green Label Plus	Owner Provided/Contractor Installed
CPT-17	Tai Ping	Woven Axminster	EX1515-8	7/9	13 1/2"	Custom	100% Nylon Type 6.6	POLYPROPYLENE	32.7 oz/sy	59.5 oz/sy	Direct Glue	ASTM E648 Class I	CR1 Green Label Plus	Owner Provided/Contractor Installed
CPT-18	Tai Ping	Woven Axminster	FX10579-8	7/9	13 1/2"	Custom	100% Nylon Type 6.6	POLYPROPYLENE	32.7 oz/sy	59.5 oz/sy	Direct Glue	ASTM E648 Class I	CR1 Green Label Plus	Owner Provided/Contractor Installed
CPT-19	Tai Ping	Woven Axminster	EX1515-4	7/9	13 1/2"	Custom	100% Nylon Type 6.6	POLYPROPYLENE	32.7 oz/sy	59.5 oz/sy	Direct Glue	ASTM E648 Class I	CR1 Green Label Plus	Owner Provided/Contractor Installed
CPT-20	Tai Ping	Woven Axminster	EX1514-7	7/9	13 1/2"	Custom	100% Nylon Type 6.6	POLYPROPYLENE	32.7 oz/sy	59.5 oz/sy	Direct Glue	ASTM E648 Class I	CR1 Green Label Plus	Owner Provided/Contractor Installed
CPT-21	Tai Ping	Woven Axminster	FX10581-3	7/9	13 1/2"	Custom	100% Nylon Type 6.6	POLYPROPYLENE	32.7 oz/sy	59.5 oz/sy	Direct Glue	ASTM E648 Class I	CR1 Green Label Plus	Owner Provided/Contractor Installed
CPT-22	Tai Ping	Woven Axminster	FX10581-2	7/9	13 1/2"	Custom	100% Nylon Type 6.6	POLYPROPYLENE	32.7 oz/sy	59.5 oz/sy	Direct Glue	ASTM E648 Class I	CR1 Green Label Plus	Owner Provided/Contractor Installed
CPT-23	Tai Ping	Woven Axminster	FX10579-7	7/9	13 1/2"	Custom	100% Nylon Type 6.6	POLYPROPYLENE	32.7 oz/sy	59.5 oz/sy	Direct Glue	ASTM E648 Class I	CR1 Green Label Plus	Owner Provided/Contractor Installed
CPT-24	Tai Ping	Woven Axminster	FX10578-9	7/9	13 1/2"	Custom	100% Nylon Type 6.6	POLYPROPYLENE	32.7 oz/sy	59.5 oz/sy	Direct Glue	ASTM E648 Class I	CR1 Green Label Plus	Owner Provided/Contractor Installed
CPT-24b	Tai Ping	Woven Axminster	FX10579-13	7/9	13 1/2"	Custom	100% Nylon Type 6.6	POLYPROPYLENE	32.7 oz/sy	59.5 oz/sy	Direct Glue	ASTM E648 Class I	CR1 Green Label Plus	Owner Provided/Contractor Installed
CPT-25	Tai Ping	Woven Axminster	FX10578-4	7/9	13 1/2"	Custom	100% Nylon Type 6.6	POLYPROPYLENE	32.7 oz/sy	59.5 oz/sy	Direct Glue	ASTM E648 Class I	CR1 Green Label Plus	Owner Provided/Contractor Installed
CPT-25b	Tai Ping	Woven Axminster	FX10578-13	7/9	13 1/2"	Custom	100% Nylon Type 6.6	POLYPROPYLENE	32.7 oz/sy	59.5 oz/sy	Direct Glue	ASTM E648 Class I	CR1 Green Label Plus	Owner Provided/Contractor Installed
CPT-26	Tai Ping	Woven Axminster	FX10581-2	7/9	13 1/2"	Custom	100% Nylon Type 6.6	POLYPROPYLENE	32.7 oz/sy	59.5 oz/sy	Direct Glue	ASTM E648 Class I	CR1 Green Label Plus	Owner Provided/Contractor Installed
CPT-27	Tai Ping	Woven Axminster	EX1515-7	7/9	13 1/2"	Custom	100% Nylon Type 6.6	POLYPROPYLENE	32.7 oz/sy	59.5 oz/sy	Direct Glue	ASTM E648 Class I	CR1 Green Label Plus	Owner Provided/Contractor Installed
CPT-28	Tai Ping	Woven Axminster	FX10579-4	7/9	13 1/2"	Custom	100% Nylon Type 6.6	POLYPROPYLENE	32.7 oz/sy	59.5 oz/sy	Direct Glue	ASTM E648 Class I	CR1 Green Label Plus	Owner Provided/Contractor Installed
CPT-29	Tai Ping	Woven Axminster	FX10580-3	7/9	13 1/2"	Custom	100% Nylon Type 6.6	POLYPROPYLENE	32.7 oz/sy	59.5 oz/sy	Direct Glue	ASTM E648 Class I	CR1 Green Label Plus	Owner Provided/Contractor Installed
CPT-30	Tai Ping	Woven Axminster	EX1514-4	7/9	13 1/2"	Custom	100% Nylon Type 6.6	POLYPROPYLENE	32.7 oz/sy	59.5 oz/sy	Direct Glue	ASTM E648 Class I	CR1 Green Label Plus	Owner Provided/Contractor Installed
CPT-31	Tai Ping	Woven Axminster	EX1514-3	7/9	13 1/2"	Custom	100% Nylon Type 6.6	POLYPROPYLENE	32.7 oz/sy	59.5 oz/sy	Direct Glue	ASTM E648 Class I	CR1 Green Label Plus	Owner Provided/Contractor Installed
CPT-32	Tai Ping	Woven Axminster	FX10581-2	7/9	13 1/2"	Custom	100% Nylon Type 6.6	POLYPROPYLENE	32.7 oz/sy	59.5 oz/sy	Direct Glue	ASTM E648 Class I	CR1 Green Label Plus	Owner Provided/Contractor Installed
CPT-33	Tai Ping	Woven Axminster	EX1515-13	7/9	13 1/2"	Custom	100% Nylon Type 6.6	POLYPROPYLENE	32.7 oz/sy	59.5 oz/sy	Direct Glue	ASTM E648 Class I	CR1 Green Label Plus	Owner Provided/Contractor Installed
CPT-34	Tai Ping	Woven Axminster	FX10581-2	7/9	13 1/2"	Custom	100% Nylon Type 6.6	POLYPROPYLENE	32.7 oz/sy	59.5 oz/sy	Direct Glue	ASTM E648 Class I	CR1 Green Label Plus	Owner Provided/Contractor Installed
CPT-35	Tai Ping	Woven Axminster	DX12456-5	7/9	13 1/2"	Custom	100% Nylon Type 6.6	POLYPROPYLENE	32.7 oz/sy	59.5 oz/sy	Direct Glue	ASTM E648 Class I	CR1 Green Label Plus	Owner Provided/Contractor Installed
CPT-36	Mats, Inc.	Walk-off Flooring	Supreme Nap	Pile thickness: 1/16", Roll thickness: 7/16"	67" or 132" x 101 3/8"	Charcoal	100% Solution Dyed UV Stabilized Polypropylene Fibers with 15% post-consumer recycled content	OxForce High Density Rubber	42.8 oz/sy	73 oz/sy	Direct Glue	ASTM E648 CLASS I	IEQ Credit 4.1, IEQ Credit 4.3, IEQ Credit 5, MR Credit 4, Recycled Content (Post Consumer) 15%	

REV. NO.	CODE	MFR.	MODEL #/PATTERN	TYPE	COLOR	SIZE	FINISH	MFR.	TYPE	SIZE	COLOR	SETTING METHOD	REMARKS
CT-1	Ergon	Elegance - Rectified	Porcelain	Beige	18 x 36	Natural	Custom Building Products	Epoxy	1/16"	10	Antique White	Thin Set	Owner Provided, Contractor Installed
CT-1a	Ergon	Elegance - Rectified	Porcelain	Beige	18 x 36	Lappato	Custom Building Products	Epoxy	1/16"	10	Antique White	Thin Set	Owner Provided, Contractor Installed
CT-1b	Ergon	Elegance - Rectified	Porcelain	Beige	18 x 36	Strutturato	Custom Building Products	Epoxy	1/16"	10	Antique White	Thin Set	Contractor Provided, Contractor Installed
CT-3	Crossville	Mainstreet	Porcelain	Boutique Black AV215	12" x 12" x 3/8" thickness	CrossSheen	Latiretre	Epoxy	3/16"	22	Midnight Black	Thin Set	Install Pattern to match existing outside of Gary Sain Cafe area only Contractor Provided, Contractor Installed
CT-3a	Crossville	Mainstreet	Porcelain	Boutique Black AV215	6" x 6" x 3/8" thickness	CrossSheen	Latiretre	Epoxy	3/16"	22	Midnight Black	Thin Set	Install Pattern to match existing outside of Gary Sain Cafe area only Contractor Provided, Contractor Installed

REV. NO.	CODE	MFR.	MODEL #/PATTERN	TYPE	COLOR	SIZE	INSTALLATION	REMARKS
TZ-1	Wausau Tile Basis of Design	640	Epoxy terrazzo	TZ 22 Parchment	Custom per each stair location, field verify	Thinnest over concrete	Pre-cast treads and risers at stair locations indicated	

REV. NO.	CODE	PRODUCT	MFR.	MFR. NO.	CONTENT	PATTERN/COLOR	SIZE	REPEAT	FLAME SPREAD	REMARKS
1	1:1	TRANSITION - WALK-OFF MAT TO CARPET								
2	1:1	TRANSITION - TERRAZZO TO CARPET								
3	1:1	TRANSITION - CARPET TO SEALED CONCRETE								
4	1:1	TRANSITION - CERAMIC TILE TO CARPET								
9	1:1	STAIR NOSING								

### ABBREVIATIONS

ACC	ACCESSORIES
CPT	CARPET
CT	CERAMIC TILE
TZ	TERRAZZO TREAD RISERS
SC	SEALED CONCRETE
SY	SQUARE YARD
OZ	OUNCE

Level	Area	Space Number	Space Name	Finish Material	Notes
100	A	A-100	EXIT CORRIDOR	CPT	
100	A	A-101	EXIT CORRIDOR	CPT	
100	A	A-102	EXIT CORRIDOR	CPT	
100	A	A-104	LOBBY CORRIDOR	CT	
100	A	A-105	LOBBY CORRIDOR	CT	
100	A	A-106	LOBBY CORRIDOR	CT	
100	A	A-107	LOBBY CORRIDOR	CT	
100	A	A-108	PREFUNCTION AREA	CPT	
100	B	B-109	LOBBY	CPT	
100	B	B-110	ENTRY VESTIBULE	CPT	
100	B	B-111	EXIT CORRIDOR	CPT	
100	B	B-112	BACK OF HOUSE VESTIBULE	CPT	
100	B	B-113	BACK OF HOUSE ENTRY	CPT	
100	B	B-114	PREFUNCTION AREA/STAIRS	CPT/TZ	
100	B	B-115	ENTRY CONCOURSE AND RAMP	CPT	
100	B	B-116	ENTRY LOBBY	CPT	
100	B	B-117	STAIRS	TZ	
100	B	B-118	BACK OF HOUSE ENTRY	CPT	
100	B	B-118a	BACK OF HOUSE ENTRY	CPT	
100	B	B-119	CORRIDOR	CPT	
100	B	B-120	BACK OF HOUSE ENTRY	CPT	
100	B	B-120a	BACK OF HOUSE ENTRY	CPT	
100	B	B-121	ENTRY LOBBY/STAIRS	CPT/TZ	
100	B	B-122	ENTRY CONCOURSE	CPT	
100	B	B-123	PREFUNCTION AREA	CPT/TZ	
100	B	B-124	PREFUNCTION AREA	CPT	
100	C	C-125	PREFUNCTION AREA	CPT	
100	C	C-126	PREFUNCTION AREA	CPT/TZ	
100	C	C-127	ENTRY/PREFUNCTION OVERLOOK	CPT	
100	C	C-128	ENTRY CONCOURSE	CPT	
100	C	C-129	CORRIDOR	CPT	
100	C	C-130	ESCALATOR CORRIDOR	CPT	
100	C	C-131	BACK OF HOUSE		