

June 2, 2016

**BOARD OF COUNTY COMMISSIONERS
ORANGE COUNTY, FLORIDA**

**IFB #Y16-618-TA
Lenel Access Control System Upgrade**

ADDENDUM NO. 1

The following addendum item is an amendment to the original Invitation for Bids document and shall be considered an integral part of said document as provided herein. Additions are denoted by underline. This addendum is one (1) page with five (5) attachments.

1. Item 25, ATTACHMENTS is hereby added to the Special Terms and Conditions

25. ATTACHMENTS

The following attachment is attached to, and made a part of this Invitation for Bids:

- A. Attachment A- 1st Floor
- B. Attachment B- 2nd Floor
- C. Attachment C- 3rd Floor
- D. Attachment D- 4th Floor
- E. Attachment E- Roof Plan

ACKNOWLEDGEMENT OF ADDENDA

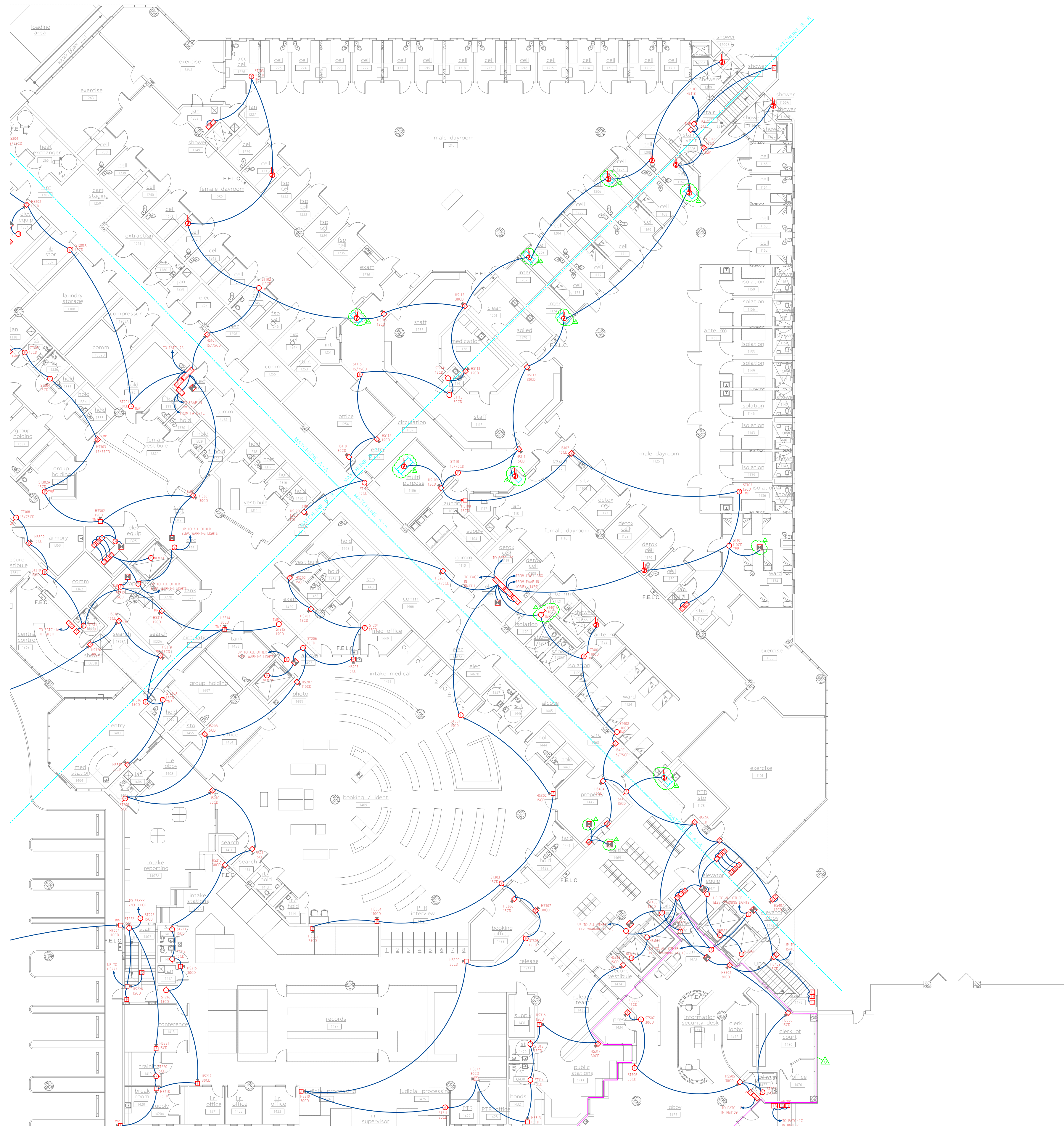
- a. The bidder shall acknowledge receipt of this addendum by completing the applicable section in the solicitation or by completion of the acknowledgement information on the addendum. Either form of acknowledgement must be completed and returned not later than the date and time for receipt of the bid.
- b. Receipt acknowledged by:

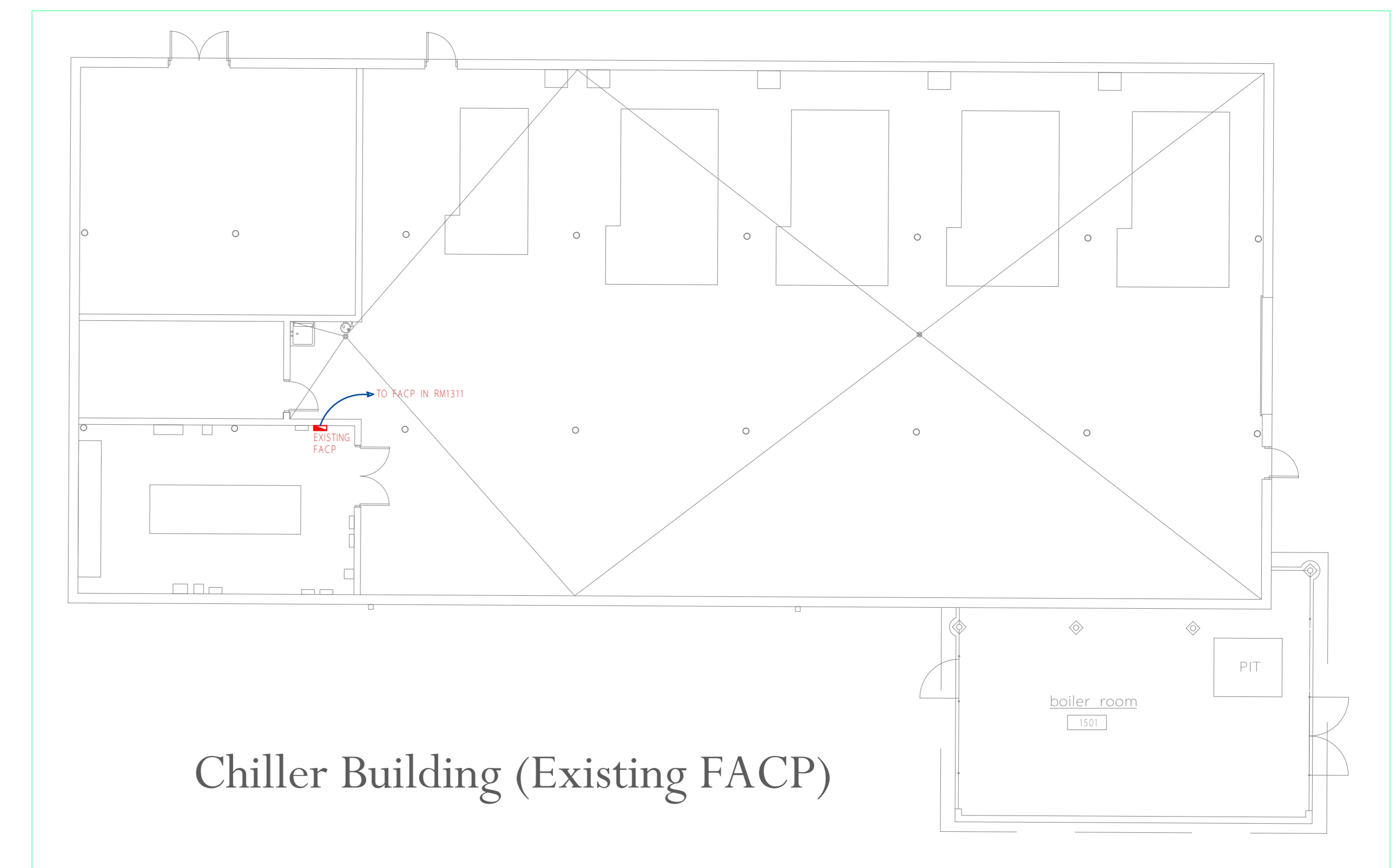
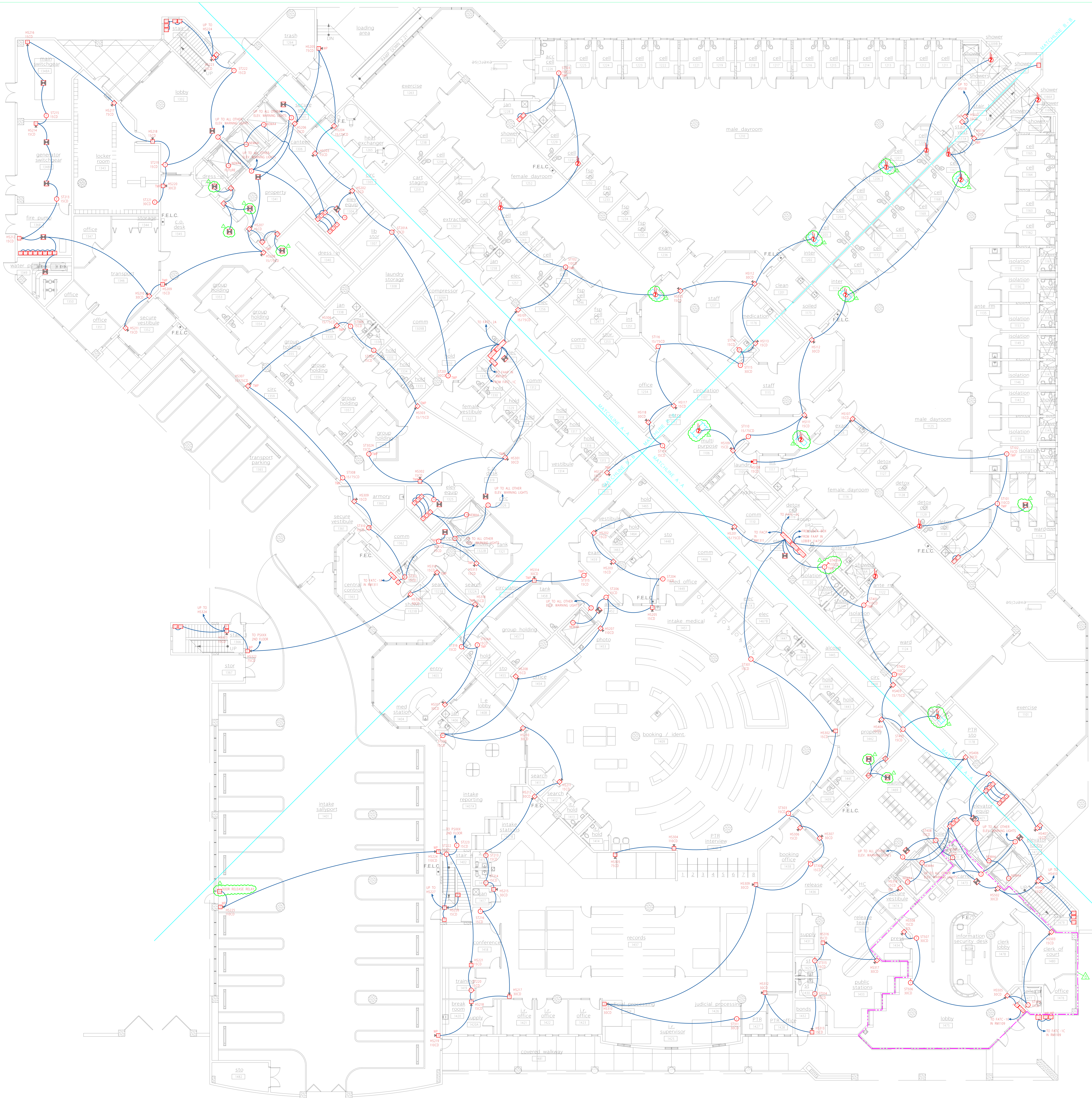
Authorized Signer

Date Signed

Title

Name of Bidder

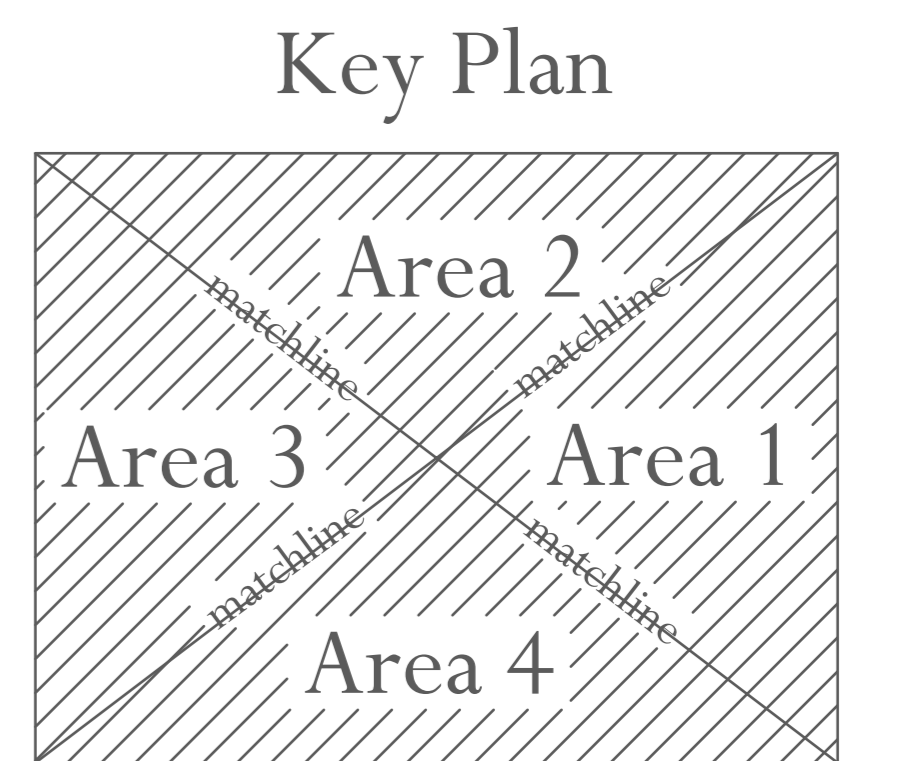




Chiller Building (Existing FACP)

FIRE ALARM DEVICE LEGEND
NOT ALL DEVICES WILL BE USED ON THIS FLOOR

- FIRE ALARM CONTROL PANEL
- FIRE ALARM ANNUNCIATOR PANEL
- FIRE ALARM TERMINAL CABINET
- FIRE ALARM POWER SUPPLY
- VOICE EVACUATION PANEL
- MANUAL PULL STATION
**WITH TAMPER PROOF COVER UNLESS OTHERWISE NOTED
- MANUAL PULL STATION
**FOR NOTIFICATION IN PUBLIC SPACES ONLY AS INDICATED ON DRAWINGS
- ADDRESS/VISUAL DEVICE (CANDULA AS NOTED)
- VISUAL DEVICE (CANDELA AS NOTED)
- ADDRESS DEVICE
- THERMAL DETECTOR
- SMOKE DETECTOR
- DUCT SMOKE DETECTOR
- ADDRESSABLE RELAY
- WATER FLOW SWITCH
- TAMPER SWITCH
- DOOR HOLD
- ELEVATOR WARNING LIGHT
- TAMPER PROOF
- WEATHER PROOF
- EXPLOSION PROOF



****NOTE: FIELD VERIFY EXACT LOCATION FOR ALL DUCT DETECTORS REPRESENTED ON PLANS.**

REVISIONS				REVISIONS			
NO.	DESCRIPTION	DATE	BY	NO.	DESCRIPTION	DATE	BY
1	COMMENTS PER PR #28 / RCO-133	05/14/04	JEL	7	REVISIONS PER 11/13/05 FD PLANS REVIEW MTG.	02/17/05	JEL
2	COMMENTS PER CENTEX ROONEY	05/24/04	JEL				JEL
3	COMMENTS RCO-124	06/18/04	JEL				JEL
4	COMMENTS RCO-238	07/19/04	JEL				JEL
5	TLC / Fire Department Required Changes	11/23/04	JEL				JEL
6	COMMENTS PER PR #160	01/03/05	JEL				JEL

SmartWatch
 SECURITY & SOUND, LLC
 325 South Highland Street, Mount Dora, FL 32757
 Tel: (352) 383-2479 / Fax (352) 383-3978
 EF-0001248 / Email: sales@smartwatchcentral.com

PROJECT TITLE Orange County Corrections Intake and Release Center

SHEET TITLE First Floor - Fire Alarm System

DATE	SCALE	DRAWN BY	CHECKED BY	SHEET
12/15/03	3/32" = 1'	JEL/RBC	JEL	FA-1
PROJECT NUMBER	106-411			

Orange County Corrections Expansion, Phase II

Intake And Release Center

Orange County Board of County Commissioners

Orlando, Florida

CONTENTS **SHEET NO.**

Cover Sheet and General Notes	FA-0
First Floor - Fire Alarm System	FA-1
First Floor - Area 1 - Fire Alarm System	FA-1a
First Floor - Area 2 - Fire Alarm System	FA-1b
First Floor - Area 3 - Fire Alarm System	FA-1c
First Floor - Area 4 - Fire Alarm System	FA-1d
Second Floor - Fire Alarm System	FA-2
Second Floor - Area 1 - Fire Alarm System	FA-2a
Second Floor - Area 2 - Fire Alarm System	FA-2b
Second Floor - Area 3 - Fire Alarm System	FA-2c
Second Floor - Area 4 - Fire Alarm System	FA-2d
Third Floor - Fire Alarm System	FA-3
Third Floor - Area 1 - Fire Alarm System	FA-3a
Third Floor - Area 2 - Fire Alarm System	FA-3b
Third Floor - Area 3 - Fire Alarm System	FA-3c
Third Floor - Area 4 - Fire Alarm System	FA-3d
Fourth Floor - Fire Alarm System	FA-4
Third Floor Upper Level - Area 1 - Fire Alarm System	FA-4a
Third Floor Upper Level - Area 2 - Fire Alarm System	FA-4b
Fourth Floor - Area 3 - Fire Alarm System	FA-4c
Fourth Floor - Area 4 - Fire Alarm System	FA-4d
Roof Plan - Fire Alarm System	FA-5
Fire Alarm Riser	FA-6

GENERAL FIRE ALARM NOTES:

1. THE FIRE ALARM SYSTEM SHALL BE INSTALLED, TESTED, & MAINTAINED IN ACCORDANCE WITH NFPA 72, 1999 EDITION. UL LISTED FIRE ALARM SYSTEM SHALL BE POWER LIMITED CIRCUITRY. NEC, NFPA-72. **EXCEPTION TO NFPA-72/SECTION 2-10.2: DUCT DETECTION TO BE USED FOR OPEN AREA SMOKE DETECTION IN DAYROOM AREAS PER DIRECTION FROM ENGINEER OF RECORD AND ORANGE COUNTY FIRE RESCUE PLANS REVIEW DEPARTMENT.
2. PROVIDE POWER SURGE PROTECTION FOR FACP AND ANY POWER EXPANDER. SURGE PROTECTION SHALL BE PROVIDED AS IDENTIFIED FOR FIRE ALARM SYSTEMS IN NFPA-70, SECTION 800 AND 810. ALL DEVICES USED SHALL BE LISTED FOR SURGE SUPPRESSION SERVICE IN ACCORDANCE WITH LISTING IN NFPA-70, FOR PRIMARY AND SECONDARY SURGE PROTECTION FOR FIRE ALARM/COMMUNICATIONS CIRCUITS.
3. LOCATE END-OF-LINE, (EOL), DEVICE WHERE REQUIRED PER MANUFACTURER'S SPECIFICATION. EOL VALUE TO BE IN ACCORDANCE WITH FIRE ALARM SYSTEM MANUFACTURER SPECIFICATIONS.
4. FIRE ALARM CONTROL PANEL, (FACP), UL LISTED FOR APPLICATION.
5. FIRE ALARM ANNUNCIATION PANEL, (FAAP), UL LISTED FOR APPLICATION.
6. LOCATE UL LISTED PULL STATIONS PER ENGINEERED DESIGN AND NFPA-72. MOUNT PULL STATIONS 48 INCHES +/- OFF FLOOR, NEAR DOOR. AVOID INTERFERENCE WITH OTHER TRADES. MOUNT IN ACCORDANCE WITH ADAAG COMMITTEE ANSI A117.1, SECTION 4-2.6.
7. AUDIBLE/VISUAL ASSEMBLY, UL LISTED FOR THE APPLICATION. MOUNT UL LISTED SIDE WALL AUDIBLE DEVICES AND STROBES WHERE SHOWN. ALL AUDIBLE/VISUAL NOTIFICATION DEVICES SHALL BE LOCATED AS STIPULATED BY ADAAG, PER DEPT. OF JUSTICE INSTRUCTIONS, USING ADAAG/ANSI/NFPA-72, 1999 OR LATER CRITERIA AND ANSI A117.1, 1998 ACCESSIBLE AND USABLE BUILDINGS AND FACILITIES. FLA DEPARTMENT OF COMMUNITY AFFAIRS VERIFIES THESE DOCUMENTS ARE BASIS FOR FLORIDA ACCESSIBILITY CODE AND PROVIDE TECHNICAL CRITERIA. TOP OF WALL MOUNTED ASSEMBLIES SHALL BE AT LEAST 6 INCHES BELOW FINISHED CEILING OR 80 INCHES AFF, WHICHEVER IS LOWEST WHEN MOUNTED ON WALLS. INSTALL AS INDICATED IN NFPA-72, 1999. LAMP TYPE SHALL BE XENON STROBE TYPE PRODUCING CLEAR OR NOMINAL WHITE LIGHT. FLASH RATE SHALL BE 0.33 HZ MINIMUM, 3 HZ MAXIMUM. MOUNT DEVICES IN ACCORDANCE WITH FBC 2001. CEILING MOUNTED AUDIBLE/VISUAL NOTIFICATION DEVICES, WHERE PROVIDED, SHALL BE LISTED AND INSTALLED IN ACCORDANCE WITH ADAAG COMMITTEE APPROVED ANSI/NFPA-72 TABLES/CRITERIA AND ANSI A117.1. SEE ANSI 117.1, 1998 FOR CRITERIA. ALL DEVICES SHALL BE UL LISTED FOR THE APPLICATION. THERE ARE NO ESTABLISHED AUDIBLE/VISUAL PERFORMANCE CRITERIA FOR AREAS OUTSIDE STRUCTURES FOUND IN NFPA-72 OR ANSI A117.1. PERFORMANCE IN THESE AREAS SHALL BE DETERMINED BY QUALIFIED DESIGNER WHEN THESE DEVICES ARE PROVIDED. ALL CANDELA SETTINGS & LIGHT INTENSITY OUTPUT OF VISUAL DEVICES SHALL CONFORM TO REQUIREMENTS AS SET FORTH BY THE AFOREMENTIONED AND THE LOCAL AUTHORITY HAVING JURISDICTION.
8. AUDIBLE EMERGENCY ALARMS SHALL PRODUCE A SOUND THAT EXCEEDS THE PREVAILING EQUIVALENT SOUND LEVEL IN THE ROOM OR SPACE BY 15 DB MINIMUM, OR EXCEEDS ANY MAXIMUM SOUND LEVEL WITH DURATION OF 30 SECONDS MINIMUM BY 5 DB MINIMUM, WHICHEVER IS LOUDER. SOUND LEVELS FOR ALARM SIGNALS SHALL BE 120 DB MAXIMUM. SOUND SYSTEM TO BE CONFIGURED SO THAT STROBES ARE SYNCHRONIZED, AUDIBLE SYNCHRONIZED AND AUDIBLE SIGNALING CAN BE SILENCED FROM FACP.
9. (IF APPLICABLE) ALL FPL AND FPLR/FPLP WIRE TO BE ROUTED INSIDE WALLS OR IN NON-AIR RETURN VOIDS. ANY WIRE EXPOSED BELOW 10 FT SHALL BE PROPERLY PROTECTED BY SUITABLE RACEWAY. ANY WIRE EXPOSED TO MOISTURE SHALL BE RATED FOR WET LOCATIONS PER NEC STIPULATIONS.
10. WIRE NEC, NFPA 70, ARTICLE 760, FPLR/P, 2 X 16, UNSHIELDED. SIGNALING CIRCUIT WIRE.
11. WIRE NEC, NFPA 70, ARTICLE 760, FPLR/P, 2 X 18, SHIELDED. INITIATING CIRCUIT WIRE.
12. WIRE NEC, NFPA 70, ARTICLE 760, FPLR/P, 4 X 18, UNSHIELDED, REMOTE PANEL WIRE.
13. ALL CONDUIT IS 3/4" UNLESS OTHERWISE NOTED ON PLANS.
14. MANUAL PULL STATIONS. ALL DEVICES UL LISTED FOR THE APPLICATION.
15. MONITORING STATION FIRE ALARM SYSTEMS, IF PROVIDED, SHALL PROVIDE SERVICE WHICH COMPLIES WITH THE REQUIREMENTS OF NFPA-72, '99 EDITION. INSTALLED ALARM SYSTEMS SHALL BE PLACARDED BY THE CONTRACTOR. THE PLACARDS SHALL BE 20 SQUARE INCHES OR LARGER. THEY SHALL BE LOCATED ON OR NEAR THE FIRE ALARM SYSTEM CONTROL UNIT OR, IF NO CONTROL EXISTS, ON A FIRE ALARM SYSTEM COMPONENT, AND SHALL IDENTIFY THE CENTRAL STATION AND, IF APPLICABLE, THE PRIME CONTRACTOR BY NAME AND TELEPHONE NUMBER.
16. CERTIFICATION TAG SHALL BE AFFIXED TO FIRE ALARM AND/OR FIRE PROTECTION SYSTEM IN ACCORDANCE WITH APPLICABLE STATE FIRE MARSHAL RULES AND REGULATIONS.
17. PERMANENT PLACARD OR TAG SHALL BE AFFIXED TO EACH FIRE ALARM CONTROL PANEL OR SIMILAR POWER SUPPLY, IDENTIFYING WHICH ELECTRICAL PANEL AND CIRCUIT BREAKER SUPPLIES THE UNIT WITH 120 VAC POWER.
18. AIR HANDLER FEATURES AND FUNCTION PER PROJECT SPECIFICATIONS AND DESIGN.

FIRE ALARM DEVICE LEGEND
NOT ALL DEVICES MAY BE USED ON THESE PLANS

FACP	FIRE ALARM CONTROL PANEL
FAA	FIRE ALARM ANNUNCIATOR PANEL
FATC	FIRE ALARM TERMINAL CABINET
FAPS	FIRE ALARM POWER SUPPLY
EVAL	VOICE EVACUATION PANEL
P	MANUAL PULL STATION **(WITH TAMPER PROOF COVER UNLESS OTHERWISE NOTED)
P	MANUAL PULL STATION **(FOR NOTIFICATION IN PUBLIC SPACES ONLY AS INDICATED ON DRAWINGS)
▶P	AUDIBLE/VISUAL DEVICE (CANDELA AS NOTED)
⊖	VISUAL DEVICE (CANDELA AS NOTED)
▶P	AUDIBLE DEVICE
⊙	THERMAL DETECTOR
☒	SMOKE DETECTOR
⌋	DUCT SMOKE DETECTOR
R	ADDRESSABLE RELAY
FS	WATER FLOW SWITCH
TS	TAMPER SWITCH
DH	DOOR HOLD
⊖	ELEVATOR WARNING LIGHT
TMP	TAMPER PROOF
WP	WEATHER PROOF
EXP	EXPLOSION PROOF

REVISIONS					
NO.	DESCRIPTION	DATE	BY	DATE	SCALE
1	COMMENTS PER CENTEX ROONEY	02/23/04	JEL	12/15/03	N/A

PROJECT TITLE	Orange County Corrections Intake and Release Center				
SHEET TITLE	Cover Sheet & General Notes				
PROJECT NUMBER	106-411	SCALE	N/A	DRAWN BY	JEL/RBC
		CHECKED BY	JEL	SHEET	FA-0

SmartWatch

SECURITY & SOUND, LLC
325 South Highland Street, Mount Dora, FL 32757
Tele (352) 383-2479 / Fax (352) 383-3978
EF - 0001248 / Email: sales@smartwatchcentral.com

Orange County Corrections Expansion, Phase II

Intake And Release Center

Orange County Board of County Commissioners

Orlando, Florida

CONTENTS

Cover Sheet and General Notes
 First Floor - Fire Alarm System
 Second Floor - Fire Alarm System
 Third Floor - Fire Alarm System
 Fourth Floor - Fire Alarm System
 Roof Plan - Fire Alarm System
 Fire Alarm Riser






















SHEET NO.


FA-0
 FA-1
 FA-2
 FA-3
 FA-4
 FA-5
 FA-6

GENERAL FIRE ALARM NOTES:


1. THE FIRE ALARM SYSTEM SHALL BE INSTALLED, TESTED, & MAINTAINED IN ACCORDANCE WITH NFPA 72, 1999 EDITION. UL LISTED FIRE ALARM SYSTEM SHALL BE POWER LIMITED CIRCUITRY. NEC, NFPA-72. **EXCEPTION TO NFPA-72/SECTION 2-10.2: DUCT DETECTION TO BE USED FOR OPEN AREA SMOKE DETECTION IN DAYROOM AREAS PER DIRECTION FROM ENGINEER OF RECORD AND ORANGE COUNTY FIRE RESCUE PLANS REVIEW DEPARTMENT.
2. PROVIDE POWER SURGE PROTECTION FOR FACP AND ANY POWER EXPANDER. SURGE PROTECTION SHALL BE PROVIDED AS IDENTIFIED FOR FIRE ALARM SYSTEMS IN NFPA-70, SECTION 800 AND 810. ALL DEVICES USED SHALL BE LISTED FOR SURGE SUPPRESSION SERVICE IN ACCORDANCE WITH LISTING IN NFPA-70, FOR PRIMARY AND SECONDARY SURGE PROTECTION FOR FIRE ALARM/COMMUNICATIONS CIRCUITS.
3. LOCATE END-OF-LINE, (EOL), DEVICE WHERE REQUIRED PER MANUFACTURER'S SPECIFICATION. EOL VALUE TO BE IN ACCORDANCE WITH FIRE ALARM SYSTEM MANUFACTURER SPECIFICATIONS.
4. FIRE ALARM CONTROL PANEL, (FACP), UL LISTED FOR APPLICATION.
5. FIRE ALARM ANNUNCIATION PANEL, (FAAP), UL LISTED FOR APPLICATION.
6. LOCATE UL LISTED PULL STATIONS PER ENGINEERED DESIGN AND NFPA-72. MOUNT PULL STATIONS 48 INCHES +/- OFF FLOOR, NEAR DOOR. AVOID INTERFERENCE WITH OTHER TRADES. MOUNT IN ACCORDANCE WITH ADAAG COMMITTEE ANSI A117.1, SECTION 4-2.6.
7. AUDIBLE/VISUAL ASSEMBLY, UL LISTED FOR THE APPLICATION. MOUNT UL LISTED SIDE WALL AUDIBLE DEVICES AND STROBES WHERE SHOWN. ALL AUDIBLE/VISUAL NOTIFICATION DEVICES SHALL BE LOCATED AS STIPULATED BY ADAAG, PER DEPT. OF JUSTICE INSTRUCTIONS, USING ADAAG ANSI/NFPA-72, 1999 OR LATER CRITERIA AND ANSI A117.1, 1998 ACCESSIBLE AND USABLE BUILDINGS AND FACILITIES. FLA DEPARTMENT OF COMMUNITY AFFAIRS VERIFIES THESE DOCUMENTS ARE BASIS FOR FLORIDA ACCESSIBILITY CODE AND PROVIDE TECHNICAL CRITERIA. TOP OF WALL MOUNTED ASSEMBLIES SHALL BE AT LEAST 6 INCHES BELOW FINISHED CEILING OR 80 INCHES AFF, WHICHEVER IS LOWEST WHEN MOUNTED ON WALLS. INSTALL AS INDICATED IN NFPA-72, 1999. LAMP TYPE SHALL BE XENON STROBE TYPE PRODUCING CLEAR OR NOMINAL WHITE LIGHT. FLASH RATE SHALL BE 0.33 HZ MINIMUM, 3 HZ MAXIMUM. MOUNT DEVICES IN ACCORDANCE WITH EBC 2001. CEILING MOUNTED AUDIBLE/VISUAL NOTIFICATION DEVICES, WHERE PROVIDED, SHALL BE LISTED AND INSTALLED IN ACCORDANCE WITH ADAAG COMMITTEE APPROVED ANSI/NFPA-72 TABLES/CRITERIA AND ANSI A117.1. SEE ANSI 117.1, 1998 FOR CRITERIA. ALL DEVICES SHALL BE UL LISTED FOR THE APPLICATION. THERE ARE NO ESTABLISHED AUDIBLE/VISUAL PERFORMANCE CRITERIA FOR AREAS OUTSIDE STRUCTURES FOUND IN NFPA-72 OR ANSI A117.1. PERFORMANCE IN THESE AREAS SHALL BE DETERMINED BY QUALIFIED DESIGNER WHEN THESE DEVICES ARE PROVIDED. ALL CANDELA SETTINGS & LIGHT INTENSITY OUTPUT OF VISUAL DEVICES SHALL CONFORM TO REQUIREMENTS AS SET FORTH BY THE AFOREMENTIONED AND THE LOCAL AUTHORITY HAVING JURISDICTION.
8. AUDIBLE EMERGENCY ALARMS SHALL PRODUCE A SOUND THAT EXCEEDS THE PREVAILING EQUIVALENT SOUND LEVEL IN THE ROOM OR SPACE BY 15 DB MINIMUM, OR EXCEEDS ANY MAXIMUM SOUND LEVEL WITH DURATION OF 30 SECONDS MINIMUM BY 5 DB MINIMUM, WHICHEVER IS LOUDER. SOUND LEVELS FOR ALARM SIGNALS SHALL BE 120 DB MAXIMUM. SOUND SYSTEM TO BE CONFIGURED SO THAT STROBES ARE SYNCHRONIZED, AUDIBLE SYNCHRONIZED AND AUDIBLE SIGNALING CAN BE SILENCED FROM FACP.
9. (IF APPLICABLE) ALL FPL AND FPLR/FPLP WIRE TO BE ROUTED INSIDE WALLS OR IN NON-AIR RETURN VOIDS. ANY WIRE EXPOSED BELOW 10 FT SHALL BE PROPERLY PROTECTED BY SUITABLE RACEWAY. ANY WIRE EXPOSED TO MOISTURE SHALL BE RATED FOR WET LOCATIONS PER NEC STIPULATIONS.
10. WIRE NEC, NFPA 70, ARTICLE 760, FPLR/P, 2 X 16, UNSHIELDED. SIGNALING CIRCUIT WIRE.
11. WIRE NEC, NFPA 70, ARTICLE 760, FPLR/P, 2 X 18, SHIELDED. INITIATING CIRCUIT WIRE.
12. WIRE NEC, NFPA 70, ARTICLE 760, FPLR/P, 4 X 18, UNSHIELDED, REMOTE PANEL WIRE.
13. ALL CONDUIT IS 3/4" UNLESS OTHERWISE NOTED ON PLANS.
14. MANUAL PULL STATIONS. ALL DEVICES UL LISTED FOR THE APPLICATION.
15. MONITORING STATION FIRE ALARM SYSTEMS, IF PROVIDED, SHALL PROVIDE SERVICE WHICH COMPLIES WITH THE REQUIREMENTS OF NFPA-72, '99 EDITION. INSTALLED ALARM SYSTEMS SHALL BE PLACARDED BY THE CONTRACTOR. THE PLACARDS SHALL BE 20 SQUARE INCHES OR LARGER. THEY SHALL BE LOCATED ON OR NEAR THE FIRE ALARM SYSTEM CONTROL UNIT OR, IF NO CONTROL EXISTS, ON A FIRE ALARM SYSTEM COMPONENT, AND SHALL IDENTIFY THE CENTRAL STATION AND, IF APPLICABLE, THE PRIME CONTRACTOR BY NAME AND TELEPHONE NUMBER.
16. CERTIFICATION TAG SHALL BE AFFIXED TO FIRE ALARM AND/OR FIRE PROTECTION SYSTEM IN ACCORDANCE WITH APPLICABLE STATE FIRE MARSHAL RULES AND REGULATIONS.
17. PERMANENT PLACARD OR TAG SHALL BE AFFIXED TO EACH FIRE ALARM CONTROL PANEL OR SIMILAR POWER SUPPLY, IDENTIFYING WHICH ELECTRICAL PANEL AND CIRCUIT BREAKER SUPPLIES THE UNIT WITH 120 VAC POWER.
18. AIR HANDLER FEATURES AND FUNCTION PER PROJECT SPECIFICATIONS AND DESIGN.

FIRE ALARM DEVICE LEGEND
NOT ALL DEVICES MAY BE USED ON THESE PLANS

-  FIRE ALARM CONTROL PANEL
-  FIRE ALARM ANNUNCIATOR PANEL
-  FIRE ALARM TERMINAL CABINET
-  FIRE ALARM POWER SUPPLY
-  VOICE EVACUATION PANEL
-  MANUAL PULL STATION
** (WITH TAMPER PROOF COVER UNLESS OTHERWISE NOTED)
-  MANUAL PULL STATION
** (FOR NOTIFICATION IN PUBLIC SPACES ONLY AS INDICATED ON DRAWINGS)
-  AUDIBLE/VISUAL DEVICE (CANDELA AS NOTED)
-  VISUAL DEVICE (CANDELA AS NOTED)
-  AUDIBLE DEVICE
-  THERMAL DETECTOR
-  SMOKE DETECTOR
-  DUCT SMOKE DETECTOR
-  ADDRESSABLE RELAY
-  WATER FLOW SWITCH
-  TAMPER SWITCH
-  DOOR HOLD
-  ELEVATOR WARNING LIGHT
-  TAMPER PROOF
-  WEATHER PROOF
-  EXPLOSION PROOF



SmartWatch
 SECURITY & SOUND, LLC
 325 South Highland Street, Mount Dora, FL 32757
 Tele (352) 383-2479 / Fax (352) 383-3978
 EF-0001248 / Email: sales@smartwatchcentral.com

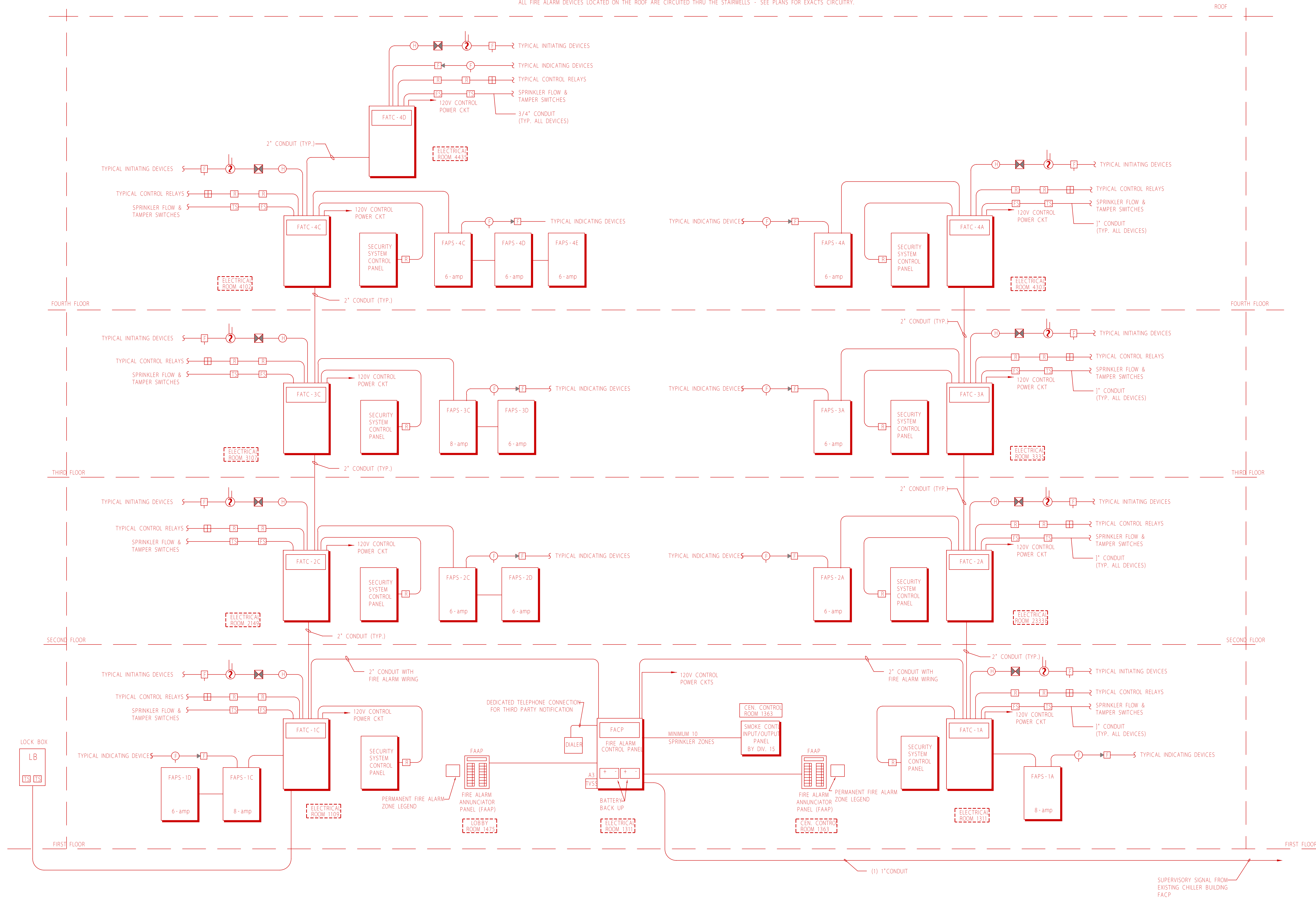


PROJECT TITLE: **Orange County Corrections Intake and Release Center**

SHEET TITLE: **Cover Sheet & General Notes**


NO.	DESCRIPTION	DATE	BY	DATE	SCALE	DRAWN BY	CHECKED BY	SHEET
1	COMMENTS PER CENTEX ROONEY	02/23/04	JEL	12/15/03	N/A	JEL/RBC	JEL	FA-0
				PROJECT NUMBER	106-411			

ALL FIRE ALARM DEVICES LOCATED ON THE ROOF ARE CIRCUITED THRU THE STAIRWELLS - SEE PLANS FOR EXACTS CIRCUITRY.



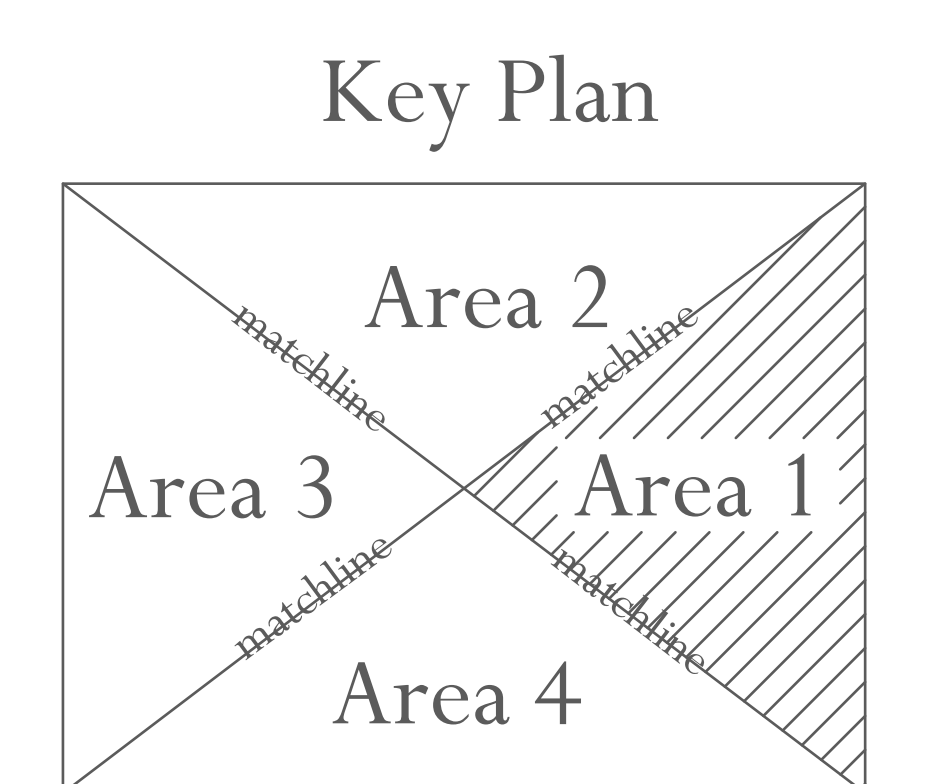
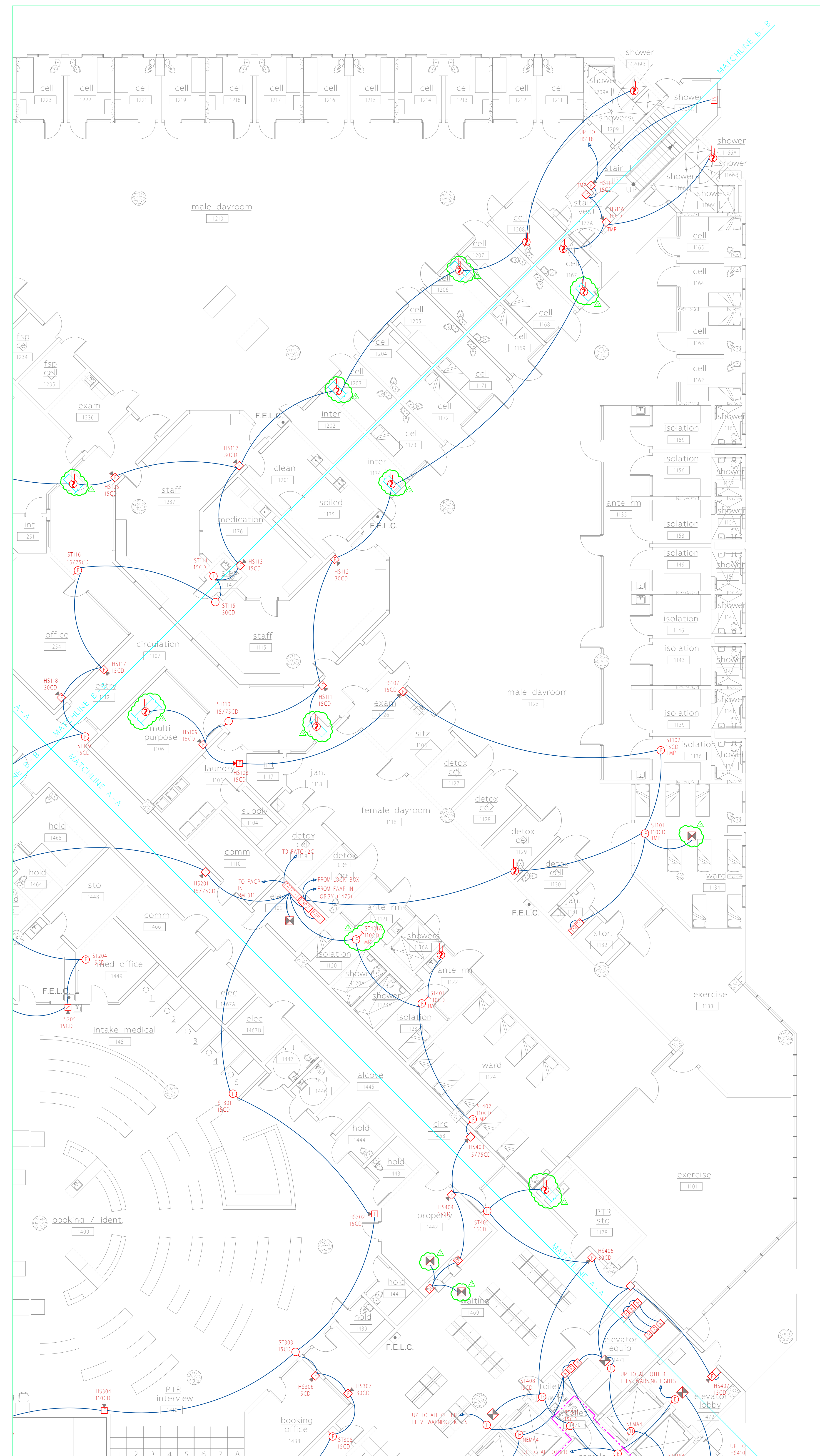
REVISIONS				
NO.	DESCRIPTION	DATE	BY	
		12/15/03		

PROJECT TITLE	Orange County Corrections Intake and Release Center			
SHEET TITLE	Fire Alarm Riser Diagram			
PROJECT NUMBER	106-411	SCALE	N/A	
		DRAWN BY	JEL/RBC	CHECKED BY
			JEL	SHEET
				FA-6




SmartWatch
 SECURITY & SOUND, LLC
 325 South Highland Street, Mount Dora, FL 32757
 Tele (352) 383-2479 / Fax (352) 383-3978
 EF-0001248 / Email: sales@smartwatchcentral.com






****NOTE:** FIELD VERIFY EXACT LOCATION FOR ALL DUCT DETECTORS REPRESENTED ON PLANS.

REVISIONS				REVISIONS			
NO.	DESCRIPTION	DATE	BY	NO.	DESCRIPTION	DATE	BY
1	COMMENTS PER PR #28 / RCO-133	05/14/04	JEL	7	REVISIONS PER 1/13/05 FD PLANS REVIEW MTG.	02/17/05	JEL
2	COMMENTS PER CENTEX ROONEY	05/24/04	JEL				
3	COMMENTS RCO-124	06/18/04	JEL				
4	COMMENTS RCO-238	07/19/04	JEL				
5	TLC / Fire Department Required Changes	11/23/04	JEL				
6	COMMENTS PER PR #160	01/03/05	JEL				



SECURITY & SOUND, LLC
325 South Highland Street, Mount Dora, FL 32757
Tele (352) 383-2479 / Fax (352) 383-3978
EF-0001248 / Email: sales@smartwatchcentral.com

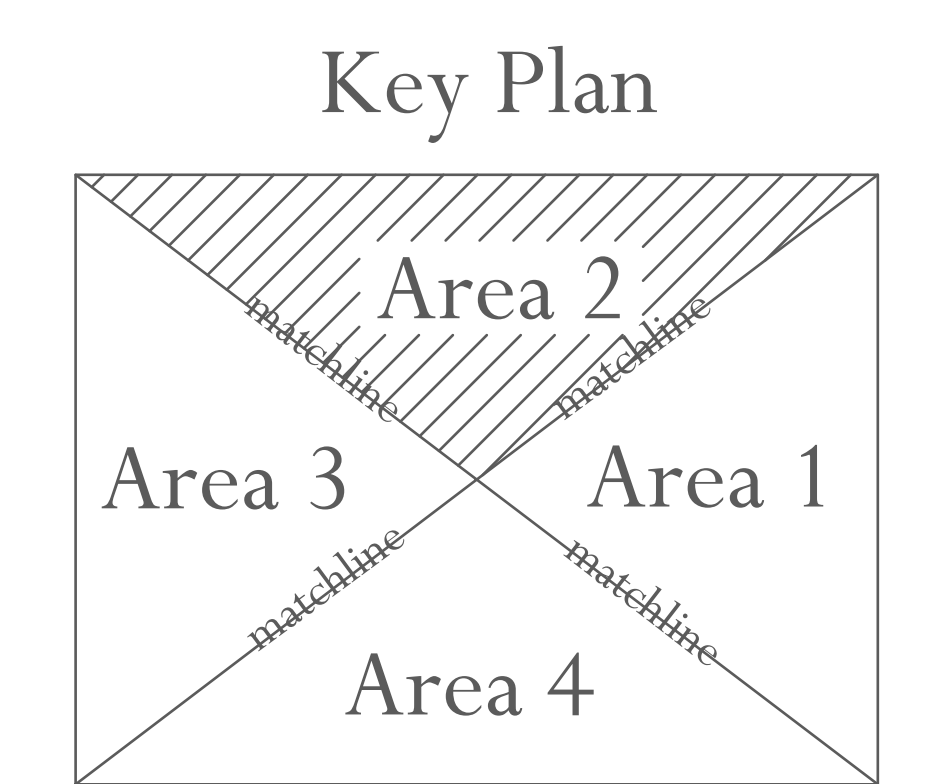
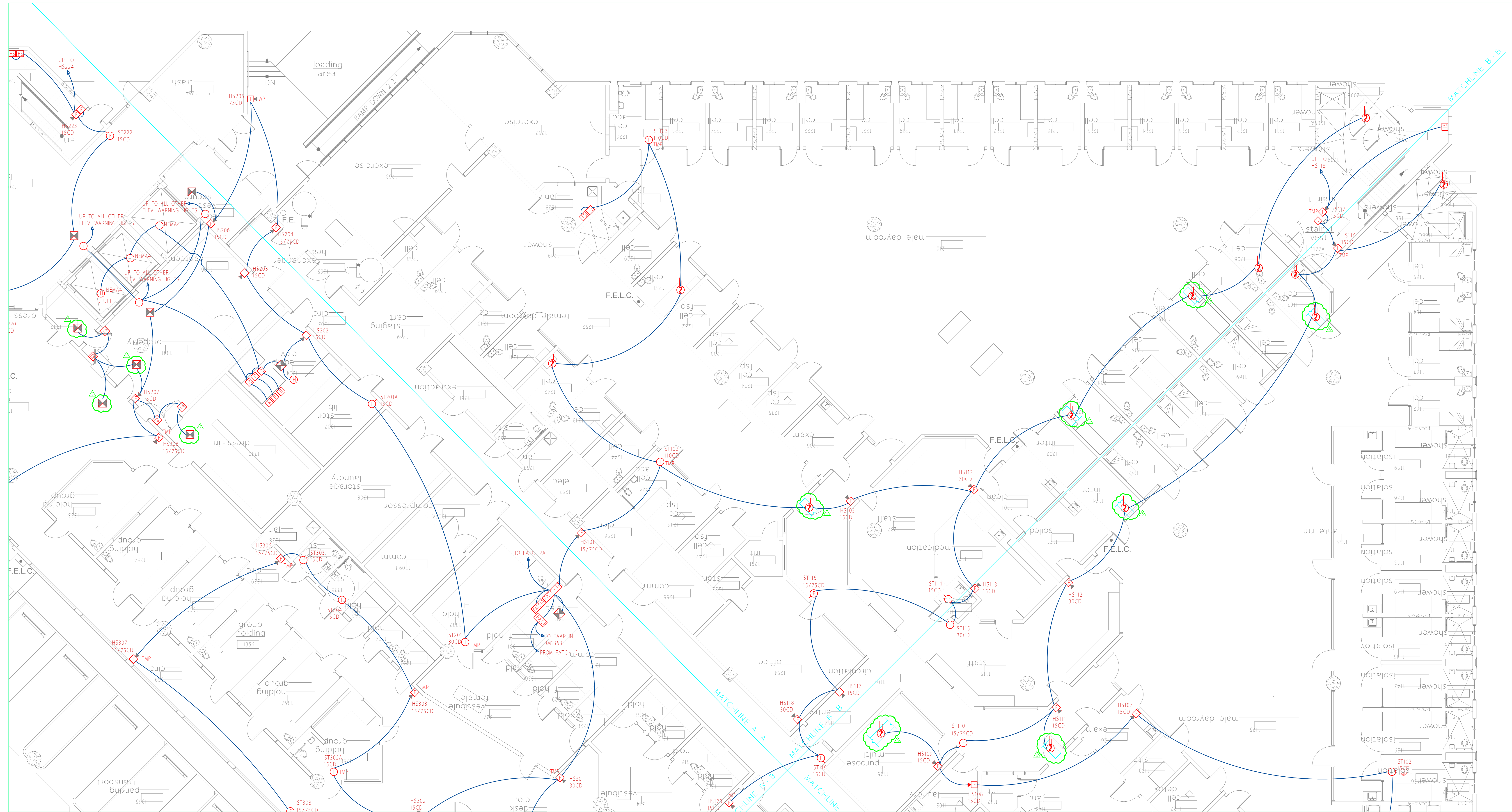


PROJECT TITLE Orange County Corrections Intake and Release Center

SHEET TITLE First Floor - Area C - Fire Alarm System


DATE	SCALE	DRAWN BY	CHECKED BY	SHEET
12/15/03	1/8" = 1'	JEL/RBC	JEL	FA-1a

PROJECT NUMBER 106-411




****NOTE:** FIELD VERIFY EXACT LOCATION FOR ALL DUCT DETECTORS REPRESENTED ON PLANS.

REVISIONS				REVISIONS			
NO.	DESCRIPTION	DATE	BY	NO.	DESCRIPTION	DATE	BY
1	COMMENTS PER PR #28 / RCO-133	05/14/04	JEL	7	REVISIONS PER 1/13/05 FD PLANS REVIEW MTG.	02/17/05	JEL
2	COMMENTS PER CENTEX ROONEY	05/24/04	JEL				
3	COMMENTS RCO-124	06/18/04	JEL				
4	COMMENTS RCO-238	07/19/04	JEL				
5	TLC / Fire Department Required Changes	11/23/04	JEL				
6	COMMENTS PER PR #160	01/03/05	JEL				



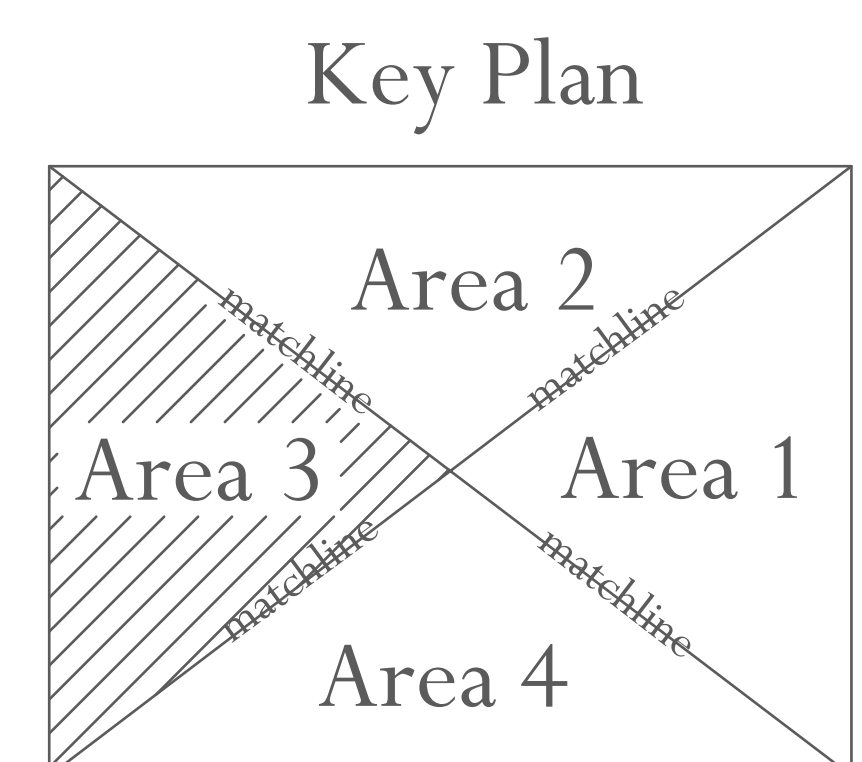
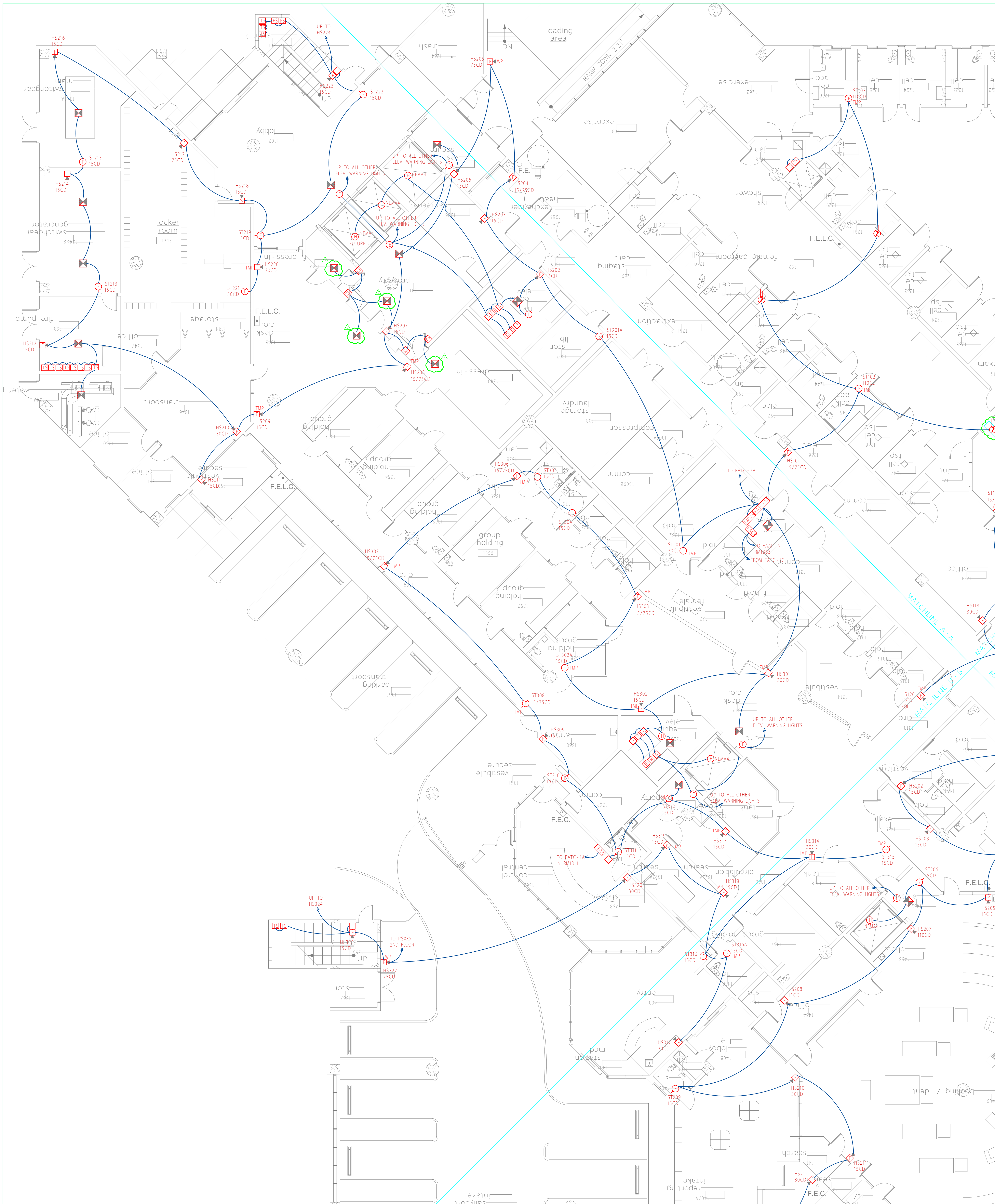
SmartWatch
SECURITY & SOUND, LLC
325 South Highland Street, Mount Dora, FL 32757
Tele (352) 383 - 2479 / Fax (352) 383 - 3978
EF - 0001248 / Email: sales@smartwatchcentral.com



PROJECT TITLE: Orange County Corrections Intake and Release Center


SHEET TITLE: First Floor - Area A - Fire Alarm System

DATE	SCALE	DRAWN BY	CHECKED BY	SHEET
12/15/03	1/8" = 1'	JEL/RBC	JEL	FA-1b
PROJECT NUMBER	106-411			




****NOTE:** FIELD VERIFY EXACT LOCATION FOR ALL DUCT DETECTORS REPRESENTED ON PLANS.

REVISIONS				REVISIONS			
NO.	DESCRIPTION	DATE	BY	NO.	DESCRIPTION	DATE	BY
1	COMMENTS PER PR #28 / RCO-133	05/14/04	JEL	7	REVISIONS PER 1/13/05 FD PLANS REVIEW MTG.	02/17/05	JEL
2	COMMENTS PER CENTEX ROONEY	05/24/04	JEL				JEL
3	COMMENTS RCO-124	06/18/04	JEL				JEL
4	COMMENTS RCO-238	07/19/04	JEL				JEL
5	TLC / Fire Department Required Changes	11/23/04	JEL				JEL
6	COMMENTS PER PR #160	01/03/05	JEL				JEL



SmartWatch
SECURITY & SOUND, LLC
325 South Highland Street, Mount Dora, FL 32757
Tele (352) 383-2479 / Fax (352) 383-3978
EF-0001248 / Email: sales@smartwatchcentral.com

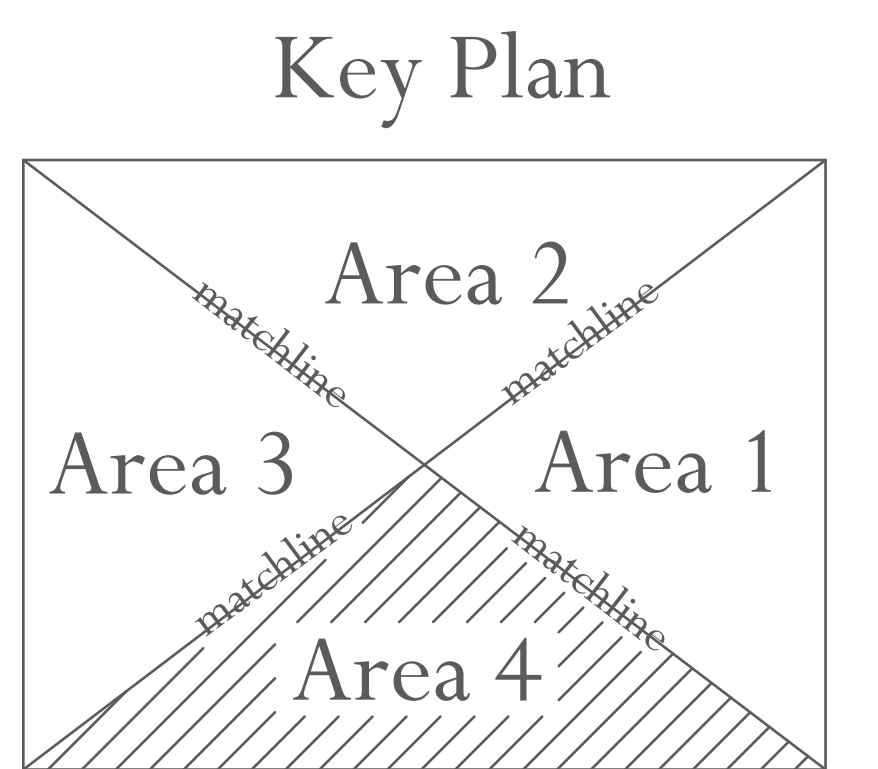
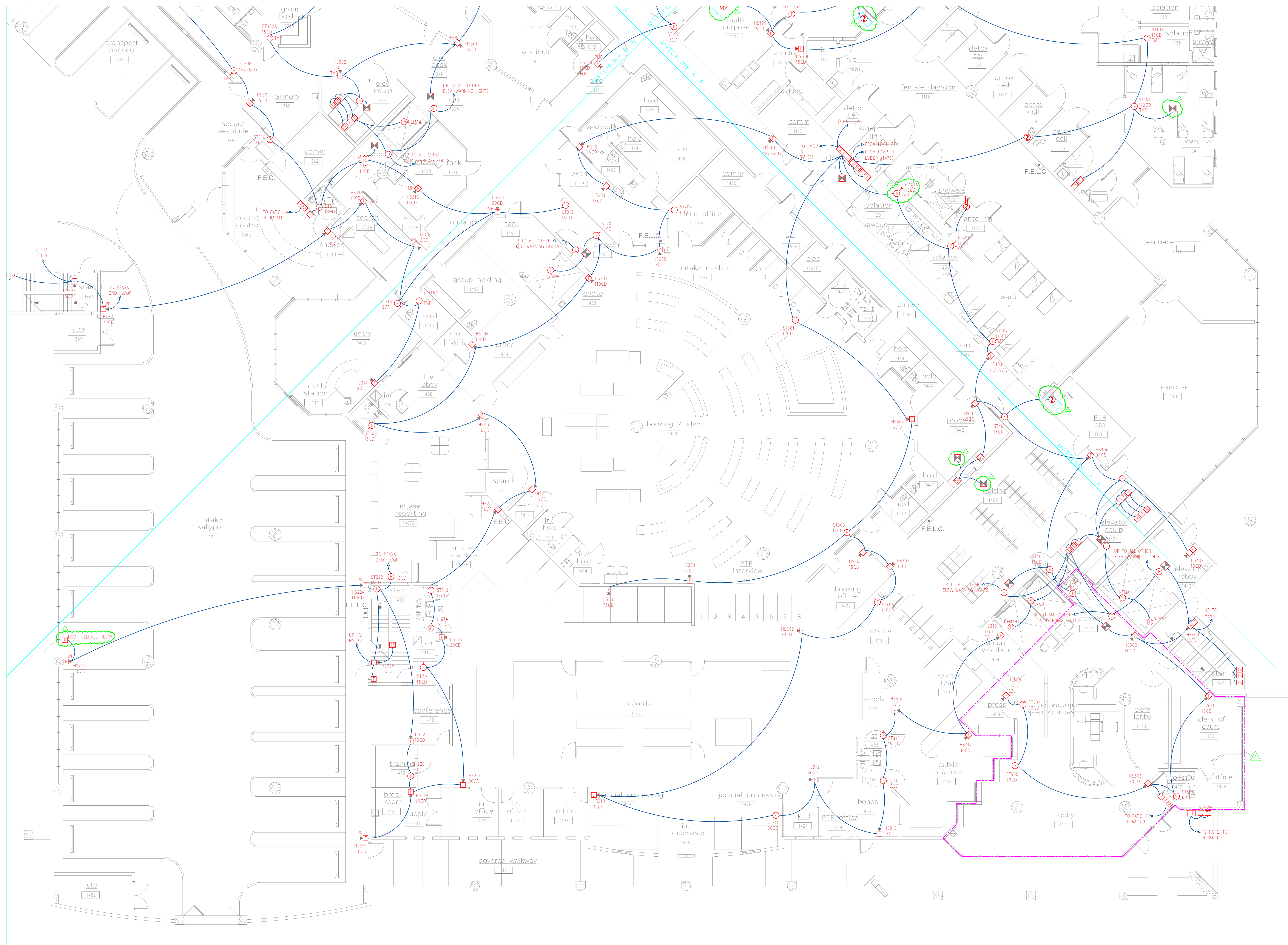


PROJECT TITLE Orange County Corrections Intake and Release Center

SHEET TITLE First Floor - Area B - Fire Alarm System


DATE	SCALE	DRAWN BY	CHECKED BY	SHEET
12/15/03	1/8" = 1'	JEL/RBC	JEL	FA-1c

PROJECT NUMBER 106-411




****NOTE:** FIELD VERIFY EXACT LOCATION FOR ALL DUCT DETECTORS REPRESENTED ON PLANS.

REVISIONS				REVISIONS			
NO.	DESCRIPTION	DATE	BY	NO.	DESCRIPTION	DATE	BY
1	COMMENTS PER PR #28 / RCO-133	05/14/04	JEL	7	REVISIONS PER 1/13/05 FD PLANS REVIEW MTG.	02/17/05	JEL
2	COMMENTS PER CENTEX ROONEY	05/24/04	JEL				
3	COMMENTS RCO-124	06/18/04	JEL				
4	COMMENTS RCO-238	07/19/04	JEL				
5	TLC / Fire Department Required Changes	11/23/04	JEL				
6	COMMENTS PER PR #160	01/03/05	JEL				



SmartWatch
SECURITY & SOUND, LLC
325 South Highland Street, Mount Dora, FL 32757
Tele (352) 383-2479 / Fax (352) 383-3978
EF-0001248 / Email: sales@smartwatchcentral.com

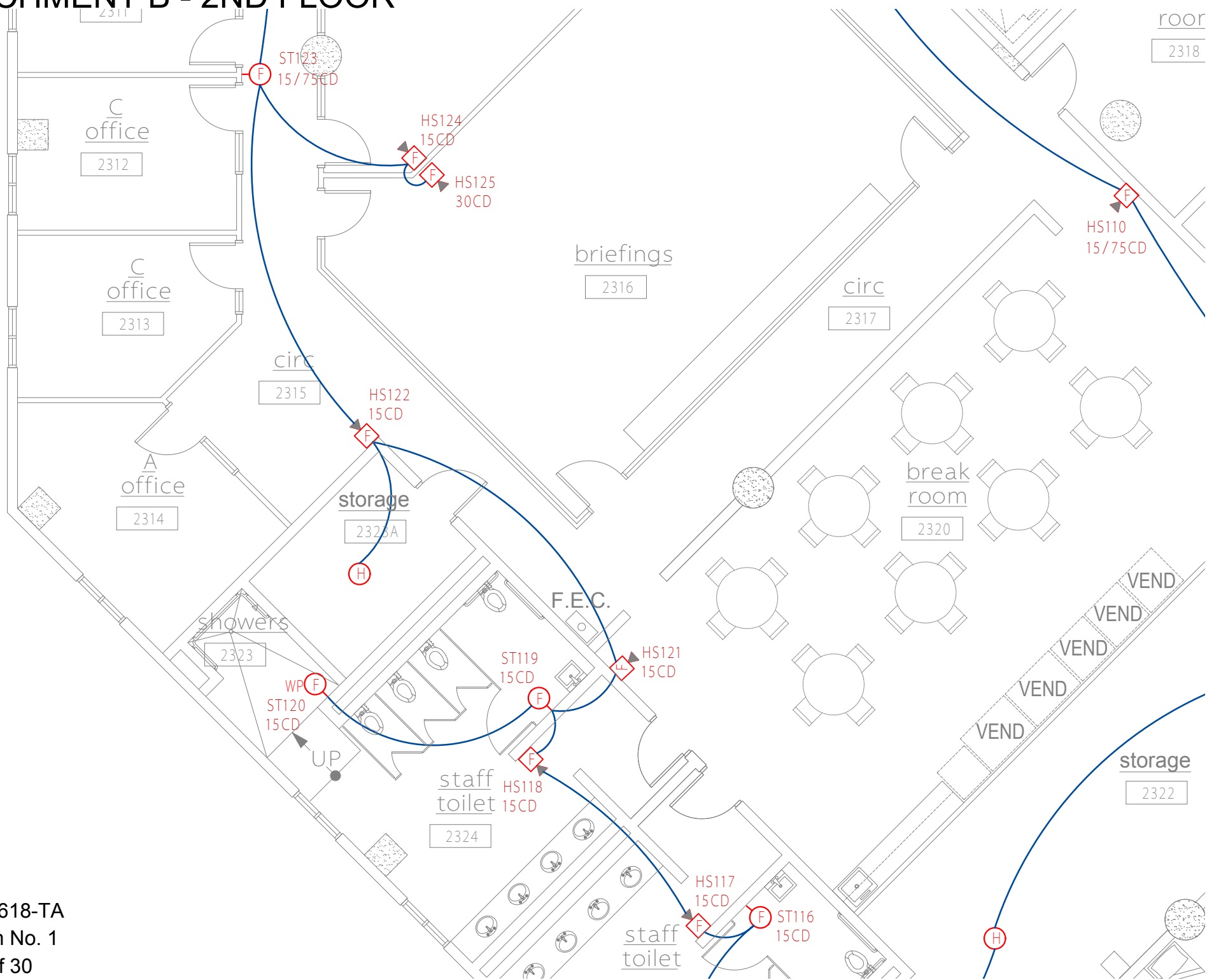


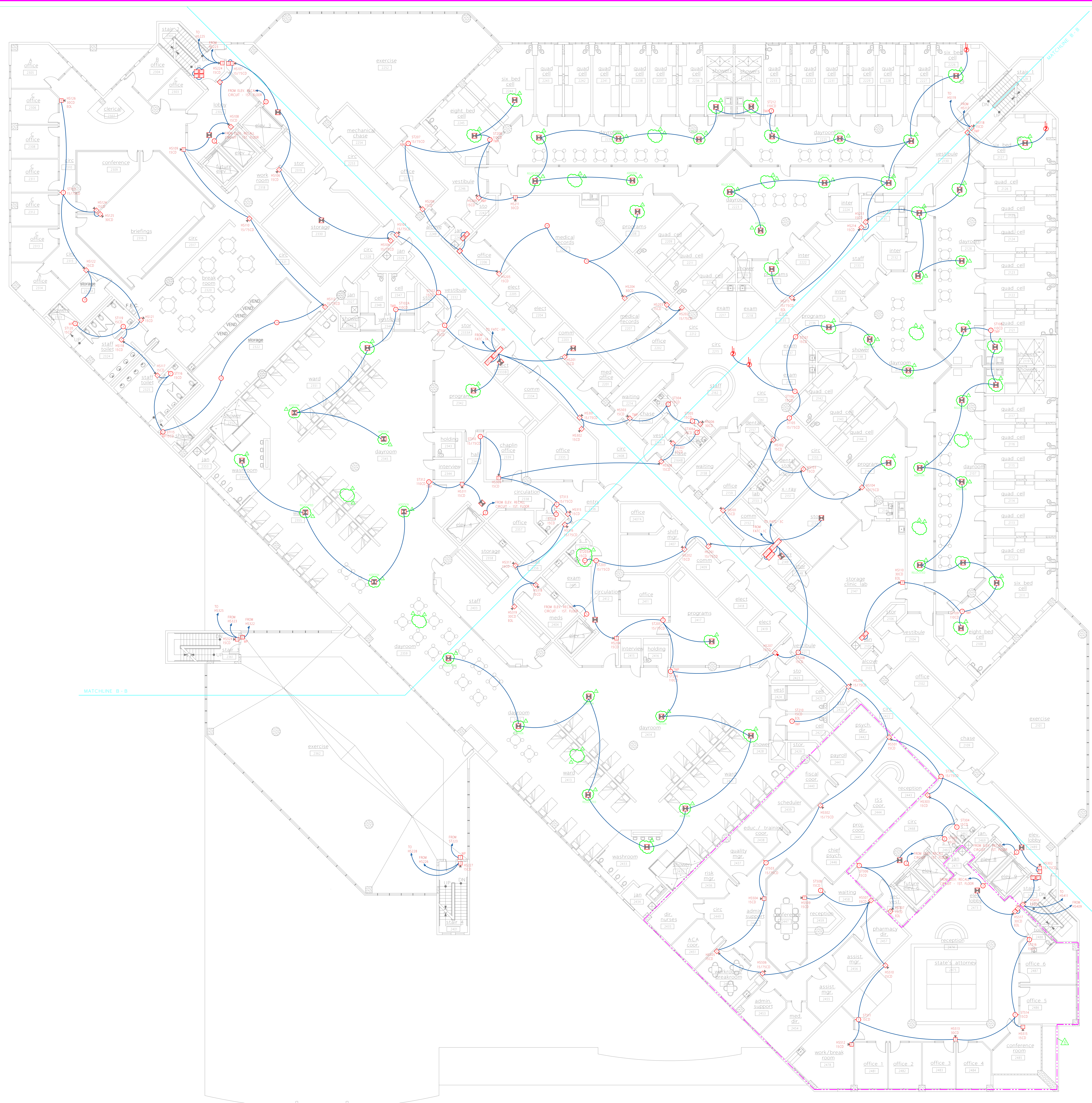
PROJECT TITLE **Orange County Corrections Intake and Release Center**

SHEET TITLE **First Floor - Area D - Fire Alarm System**

DATE	SCALE	DRAWN BY	CHECKED BY	SHEET
12/15/03	1/8" = 1'	JEL/RBC	JEL	FA-1d
PROJECT NUMBER	106-411			

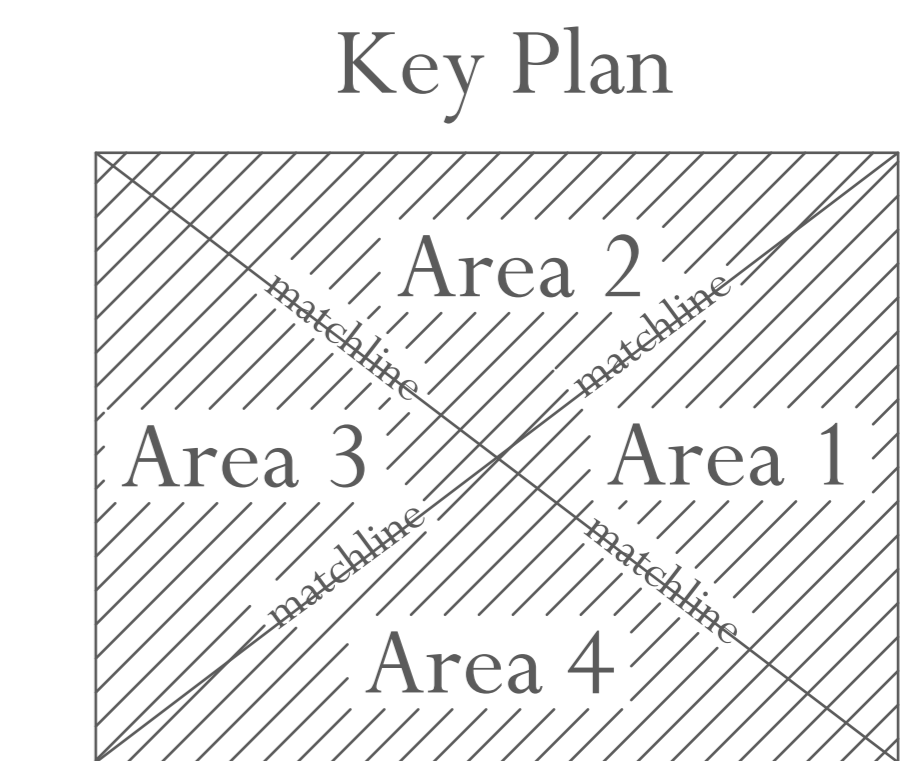
ATTACHMENT B - 2ND FLOOR





FIRE ALARM DEVICE LEGEND
NOT ALL DEVICES MAY BE QUOTED IN THIS PLAN

- FIRE ALARM CONTROL PANEL
- FIRE ALARM ANNUNCIATOR PANEL
- FIRE ALARM TERMINAL CABINET
- FIRE ALARM POWER SUPPLY
- VOICE EVACUATION PANEL
- MANUAL PULL STATION
**WITH TAMPER PROOF COVER UNLESS OTHERWISE NOTED
- MANUAL PULL STATION
**FOR NOTIFICATION IN PUBLIC SPACES ONLY AS INDICATED ON DRAWINGS
- ADDRESSABLE VISUAL DEVICE (CANDELA AS NOTED)
- VISUAL DEVICE (ICANDELA AS NOTED)
- AUDIBLE DEVICE
- THERMAL DETECTOR
- SMOKE DETECTOR
- DUCT SMOKE DETECTOR
- ADDRESSABLE RELAY
- WATER FLOW SWITCH
- TAMPER SWITCH
- DOOR HOLD
- ELEVATOR WARNING LIGHT
- TAMPER PROOF
- WEATHER PROOF
- EXPLOSION PROOF



SmartWatch
 SECURITY & SOUND, LLC
 325 South Highland Street, Mount Dora, FL 32757
 Tele (352) 383-2479 / Fax (352) 383-3978
 EF-0001248 / Email: sales@smartwatchcentral.com



PROJECT TITLE **Orange County Corrections Intake and Release Center**

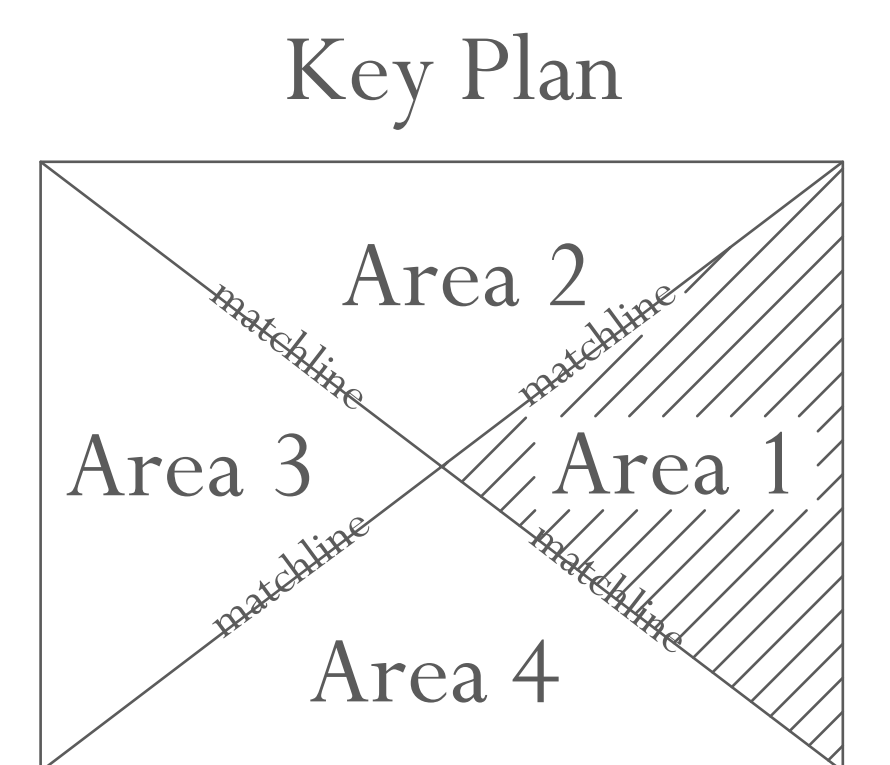
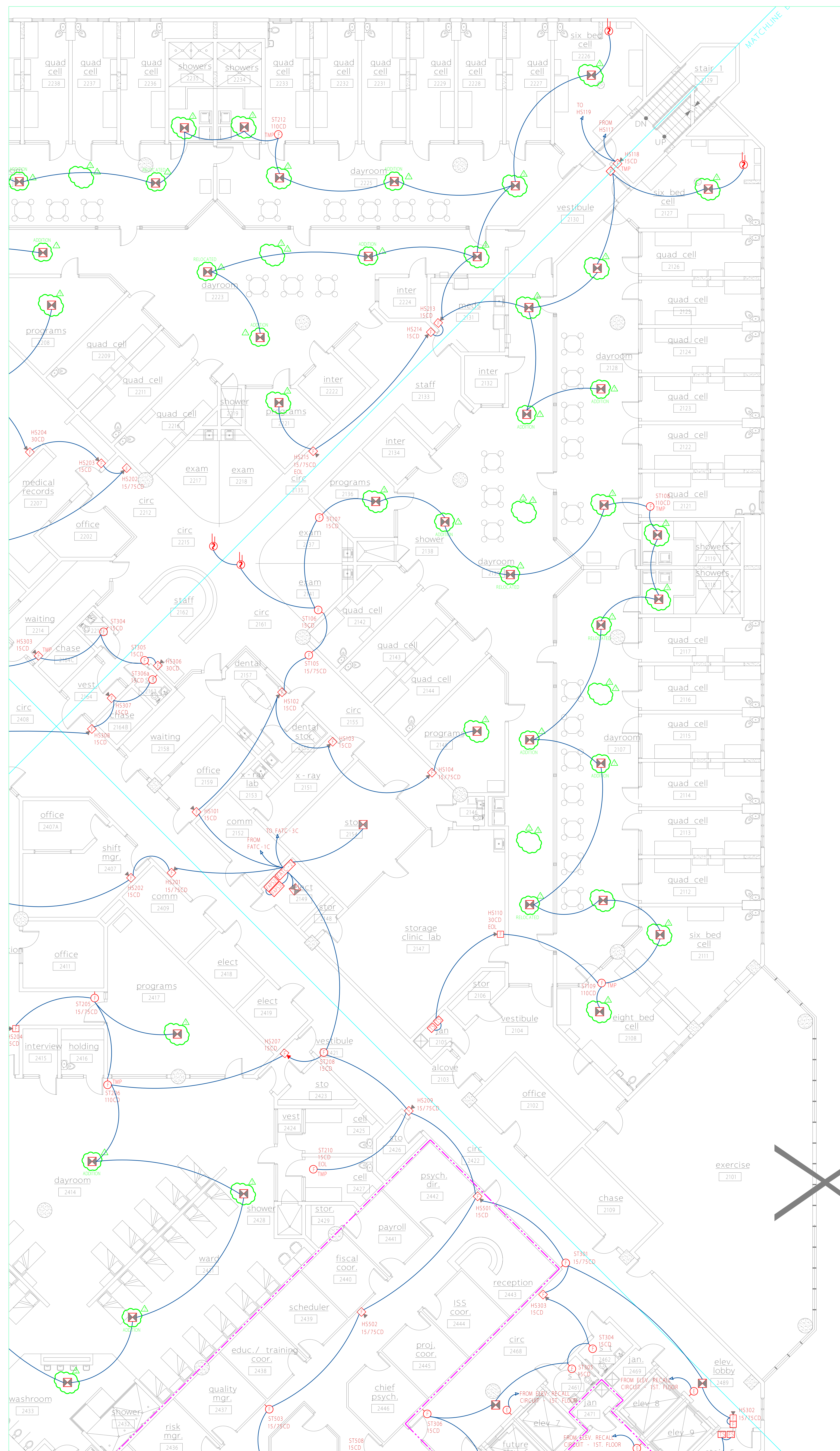
SHEET TITLE **Second Floor - Fire Alarm System**

DATE	SCALE	DRAWN BY	CHECKED BY	SHEET
12/15/03	3/32" = 1'	JEL/RBC	JEL	FA-2


PROJECT NUMBER **106-411**

REVISIONS				REVISIONS			
NO.	DESCRIPTION	DATE	BY	NO.	DESCRIPTION	DATE	BY
1	COMMENTS PER PR #28 / RCO-133	05/14/04	JEL	7	REVISIONS PER 1/13/05 FD PLANS REVIEW MTG.	02/17/05	JEL
2	COMMENTS PER CENTEX ROONEY	05/24/04	JEL				
3	COMMENTS RCO-124	06/18/04	JEL				
4	COMMENTS RCO-238	07/19/04	JEL				
5	TLC / Fire Department Required Changes	11/23/04	JEL				
6	COMMENTS PER PR #160	01/03/05	JEL				


****NOTE: FIELD VERIFY EXACT LOCATION FOR ALL DUCT DETECTORS REPRESENTED ON PLANS**



****NOTE:** FIELD VERIFY EXACT LOCATION FOR ALL DUCT DETECTORS REPRESENTED ON PLANS.



SECURITY & SOUND, LLC
 325 South Highland Street, Mount Dora, FL 32757
 Tele (352) 383-2479 / Fax (352) 383-3978
 EF-0001248 / Email: sales@smartwatchcentral.com



PROJECT TITLE Orange County Corrections Intake and Release Center

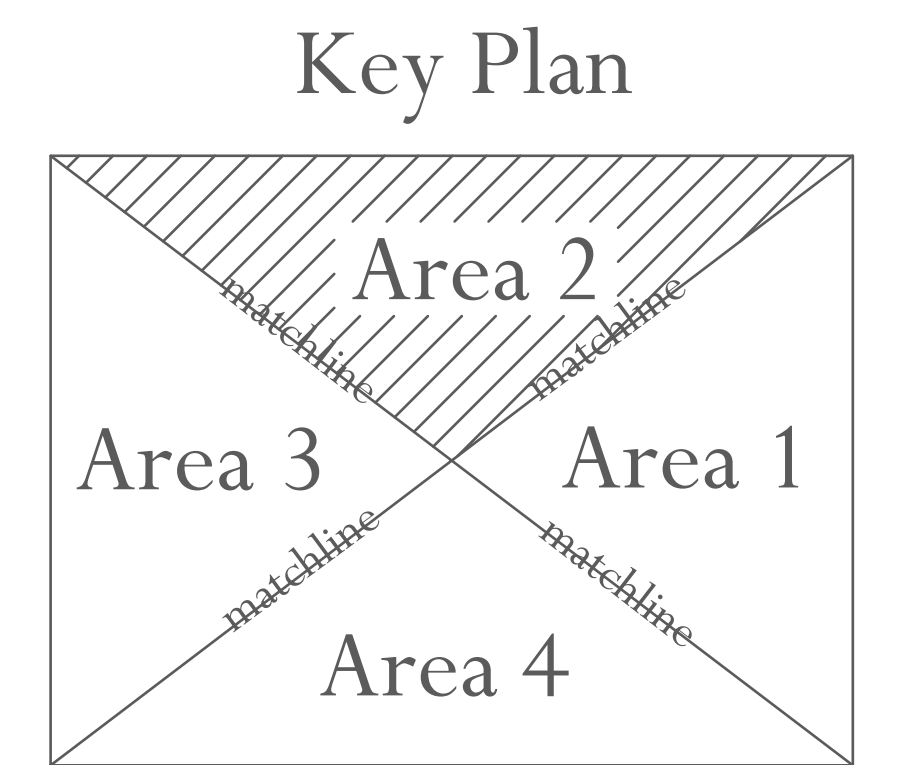
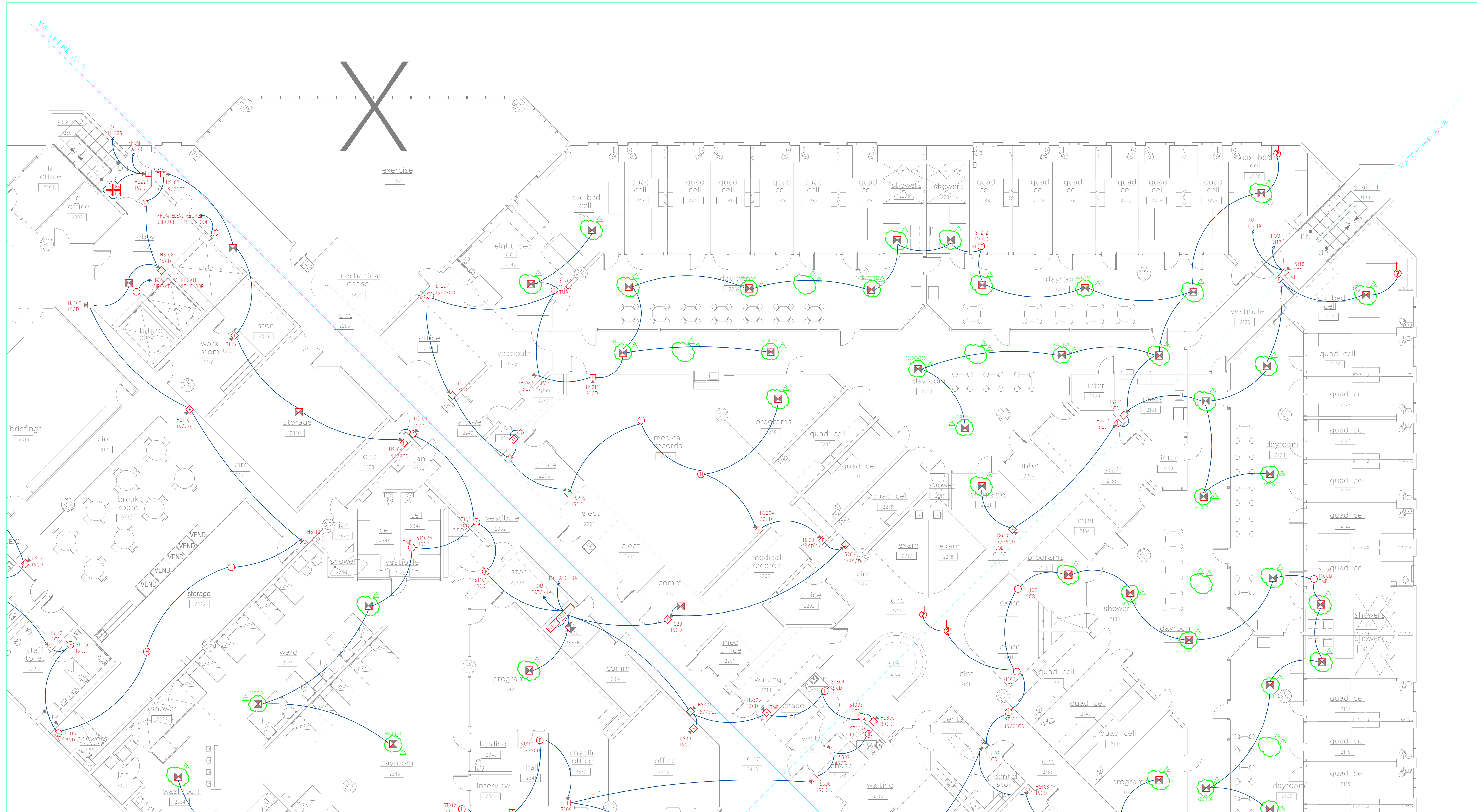
SHEET TITLE Second Floor - Area 1 - Fire Alarm System

DATE	SCALE	DRAWN BY	CHECKED BY
12/15/03	1/8" = 1'	JEL/RBC	JEL

PROJECT NUMBER 106-411

SHEET FA-2a

REVISIONS				REVISIONS			
NO.	DESCRIPTION	DATE	BY	NO.	DESCRIPTION	DATE	BY
1	COMMENTS PER PR #28 / RCO-133	05/14/04	JEL	7	REVISIONS PER 1/13/05 FD PLANS REVIEW MTG.	02/17/05	JEL
2	COMMENTS PER CENTEX ROONEY	05/24/04	JEL				
3	COMMENTS RCO-124	06/18/04	JEL				
4	COMMENTS RCO-238	07/19/04	JEL				
5	TLC / Fire Department Required Changes	11/23/04	JEL				
6	COMMENTS PER PR #160	01/03/05	JEL				



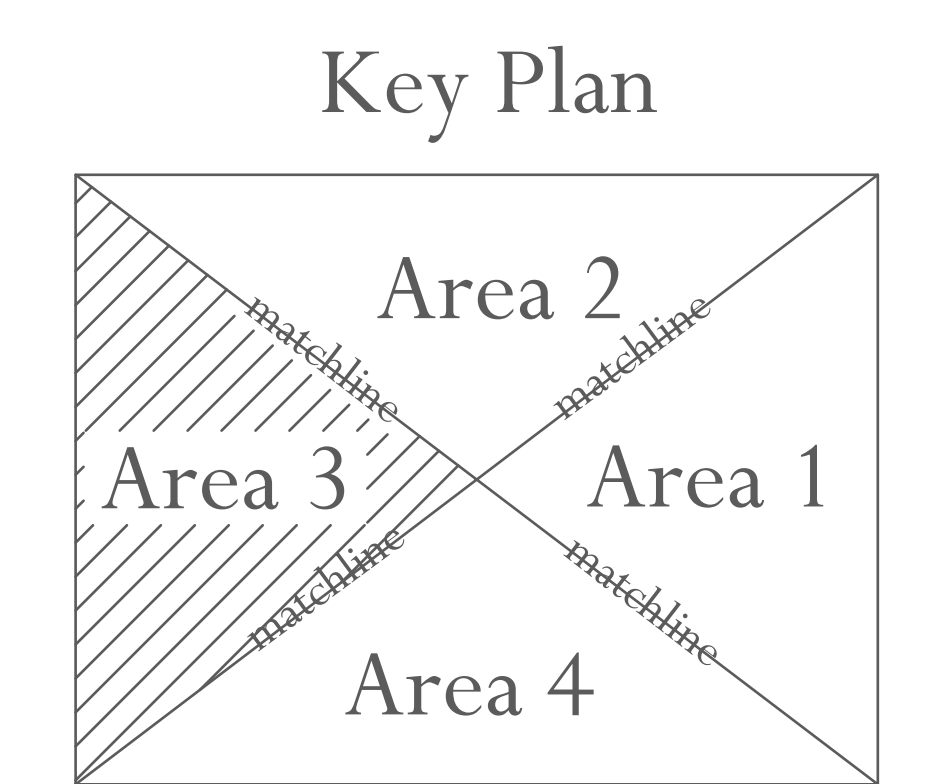
SmartWatch
SECURITY & SOUND, LLC
325 South Highland Street, Mount Dora, FL 32757
Tele (352) 383-2479 / Fax (352) 383-3978
EF-0001248 / Email: sales@smartwatchcentral.com

PROJECT TITLE: Orange County Corrections Intake and Release Center
SHEET TITLE: Second Floor - Area 2 - Fire Alarm System

DATE	SCALE	DRAWN BY	CHECKED BY	SHEET
12/15/03	1/8" = 1'	JEL/RBC	JEL	FA-2b
PROJECT NUMBER	106-411			

REVISIONS				REVISIONS			
NO.	DESCRIPTION	DATE	BY	NO.	DESCRIPTION	DATE	BY
1	COMMENTS PER PR #28 / RCO-133	05/14/04	JEL	7	REVISIONS PER 1/13/05 FED PLANS REVIEW MTG.	02/17/05	JEL
2	COMMENTS PER CENTEX ROONEY	05/24/04	JEL				
3	COMMENTS RCO-124	06/18/04	JEL				
4	COMMENTS RCO-238	07/19/04	JEL				
5	TLC / Fire Department Required Changes	11/23/04	JEL				
6	COMMENTS PER PR #160	01/03/05	JEL				

****NOTE:** FIELD VERIFY EXACT LOCATION FOR ALL DUCT DETECTORS REPRESENTED ON PLANS.



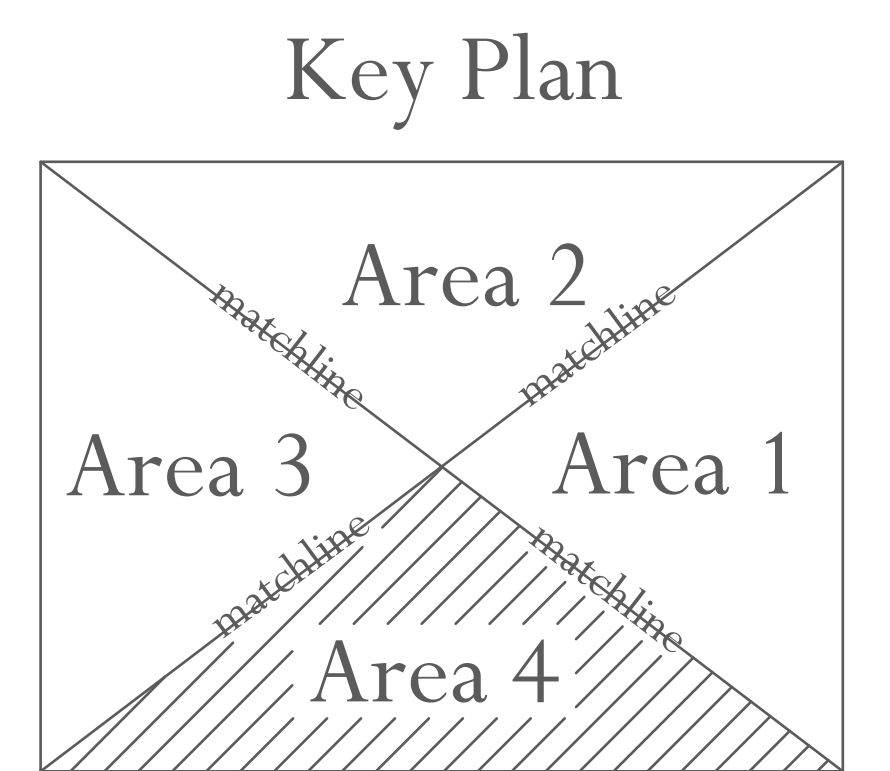
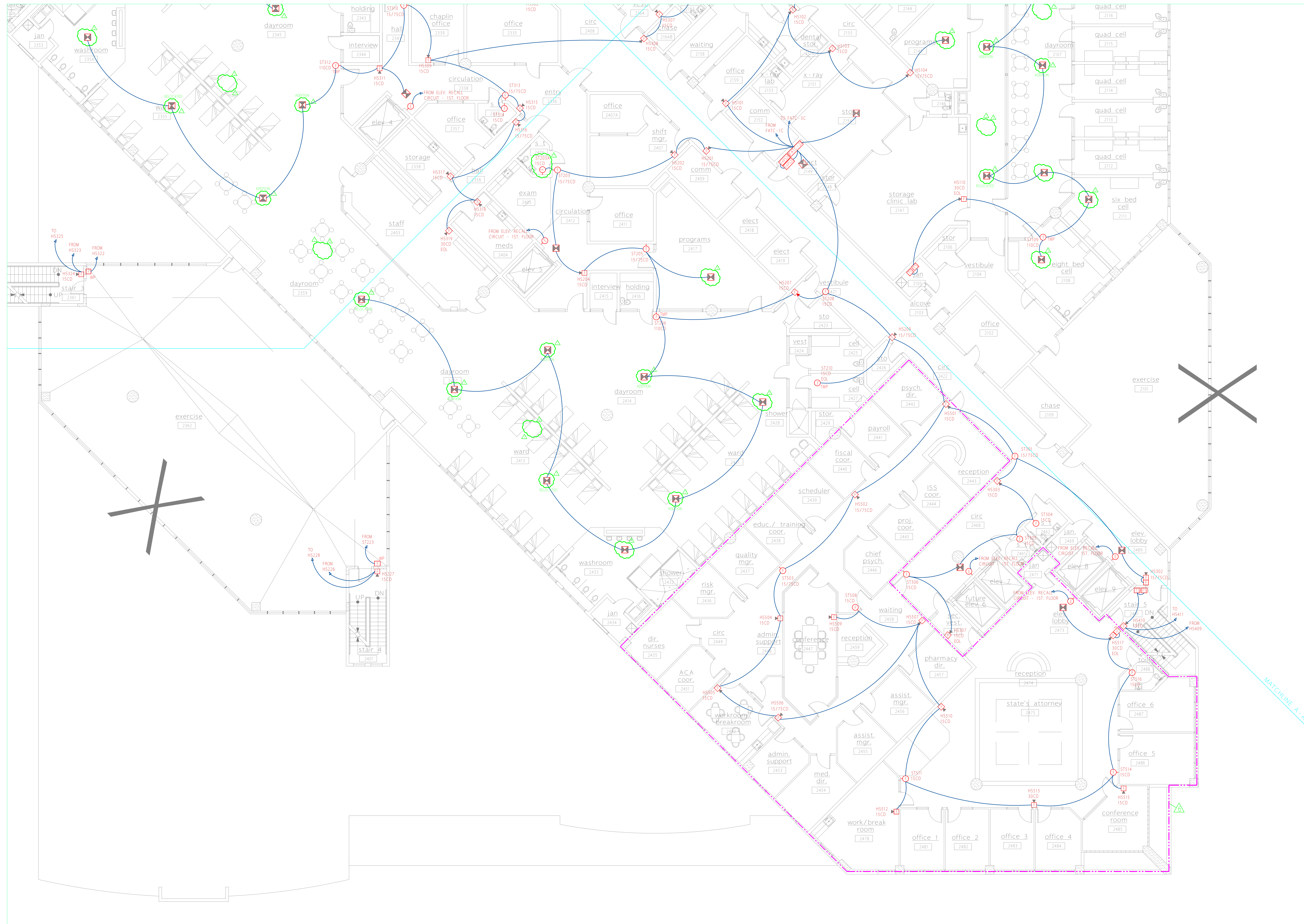
SmartWatch
SECURITY & SOUND, LLC
325 South Highland Street, Mount Dora, FL 32757
Tele (352) 383-2479 / Fax (352) 383-3978
EF-0001248 / Email: sales@smartwatchcentral.com

PROJECT TITLE: Orange County Corrections Intake and Release Center
SHEET TITLE: Second Floor - Area 3 - Fire Alarm System

DATE	SCALE	DRAWN BY	CHECKED BY	SHEET
12/15/03	1/8" = 1'	JEL/RBC	JEL	FA-2c
PROJECT NUMBER	106-411			

REVISIONS				REVISIONS			
NO.	DESCRIPTION	DATE	BY	NO.	DESCRIPTION	DATE	BY
1	COMMENTS PER PR #28 / RCO-133	05/14/04	JEL	7	REVISIONS PER 1/13/05 FED PLANS REVIEW MTG.	02/17/05	JEL
2	COMMENTS PER CENTEX ROONEY	05/24/04	JEL				JEL
3	COMMENTS RCO-124	06/18/04	JEL				JEL
4	COMMENTS RCO-238	07/19/04	JEL				JEL
5	TLC / Fire Department Required Changes	11/23/04	JEL				JEL
6	COMMENTS PER PR #160	01/03/05	JEL				JEL

****NOTE: FIELD VERIFY EXACT LOCATION FOR ALL DUCT DETECTORS REPRESENTED ON PLANS.**



SmartWatch

SECURITY & SOUND, LLC
 325 South Highland Street, Mount Dora, FL 32757
 Tele (352) 383-2479 / Fax (352) 383-3978
 EF-0001248 / Email: sales@smartwatchcentral.com



PROJECT TITLE Orange County Corrections Intake and Release Center

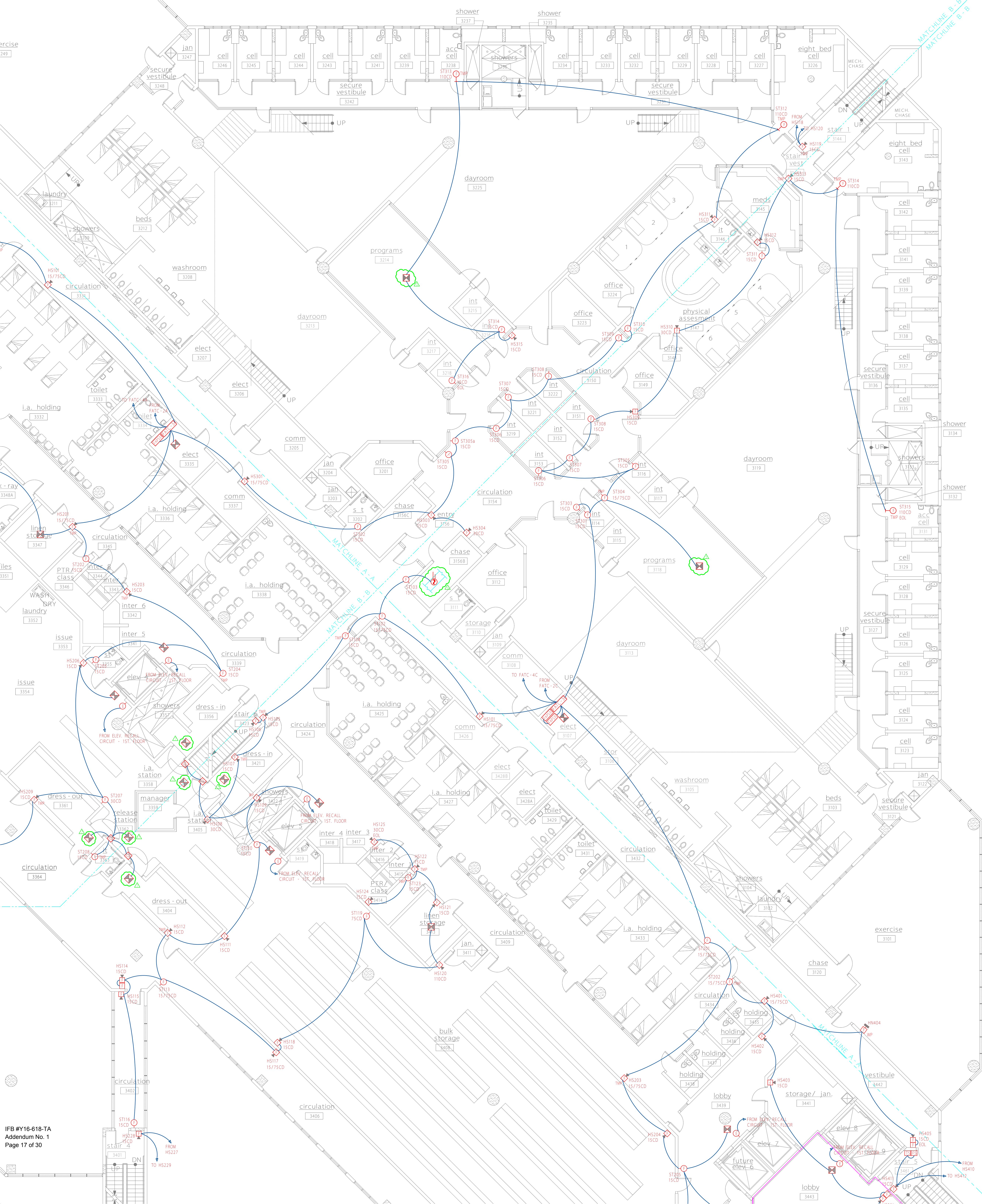
SHEET TITLE Second Floor - Area 4 - Fire Alarm System

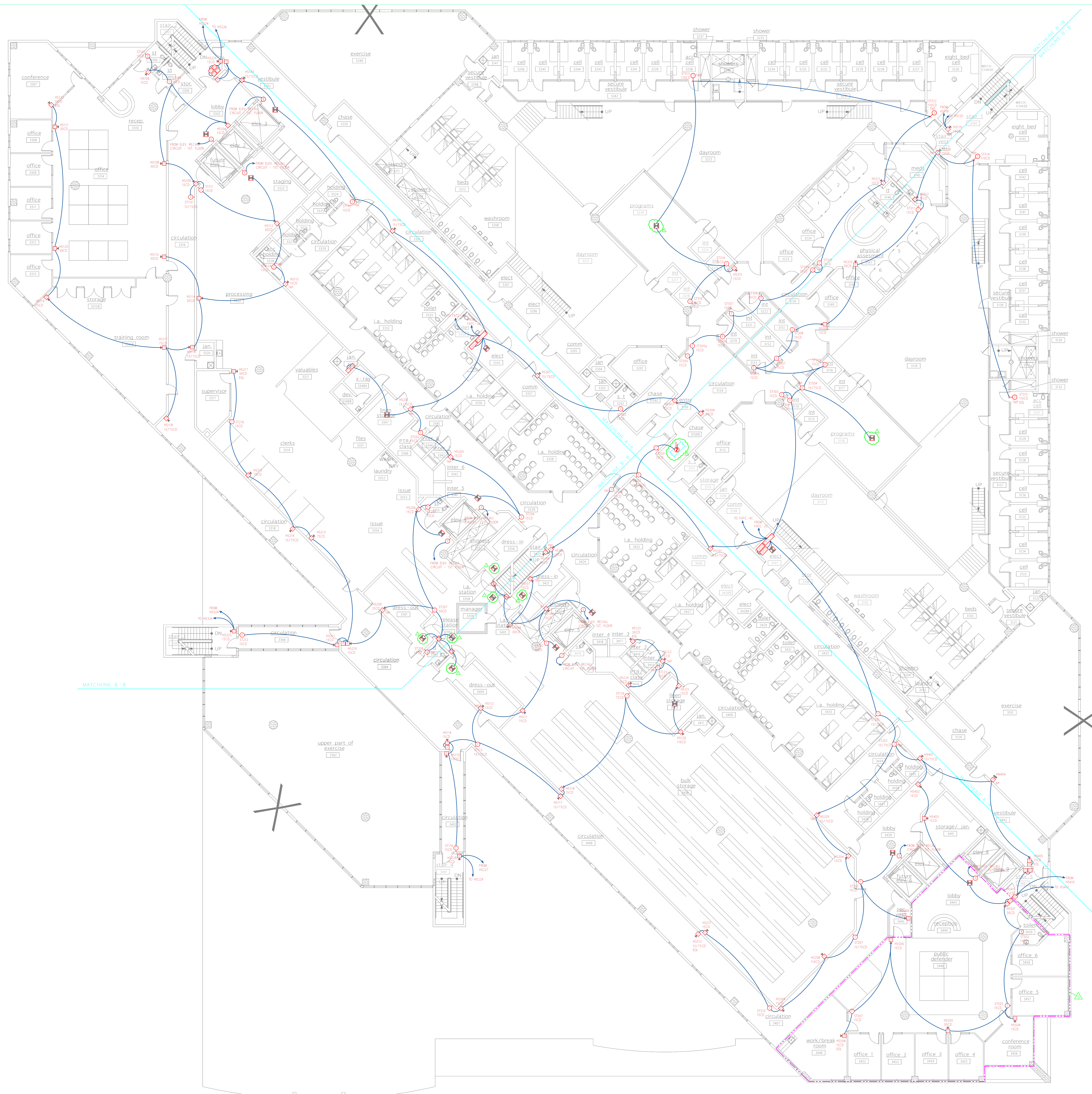
DATE	SCALE	DRAWN BY	CHECKED BY	SHEET
12/15/03	1/8" = 1'	JEL/RBC	JEL	FA-2d

PROJECT NUMBER	106-411
----------------	---------

REVISIONS				REVISIONS			
NO.	DESCRIPTION	DATE	BY	NO.	DESCRIPTION	DATE	BY
1	COMMENTS PER PR #28 / RCO-133	05/14/04	JEL	7	REVISIONS PER 1/13/05 FD PLANS REVIEW MTG.	02/17/05	JEL
2	COMMENTS PER CENTEX ROONEY	05/24/04	JEL				
3	COMMENTS RCO-124	06/18/04	JEL				
4	COMMENTS RCO-238	07/19/04	JEL				
5	TLC / Fire Department Required Changes	11/23/04	JEL				
6	COMMENTS PER PR #160	01/03/05	JEL				

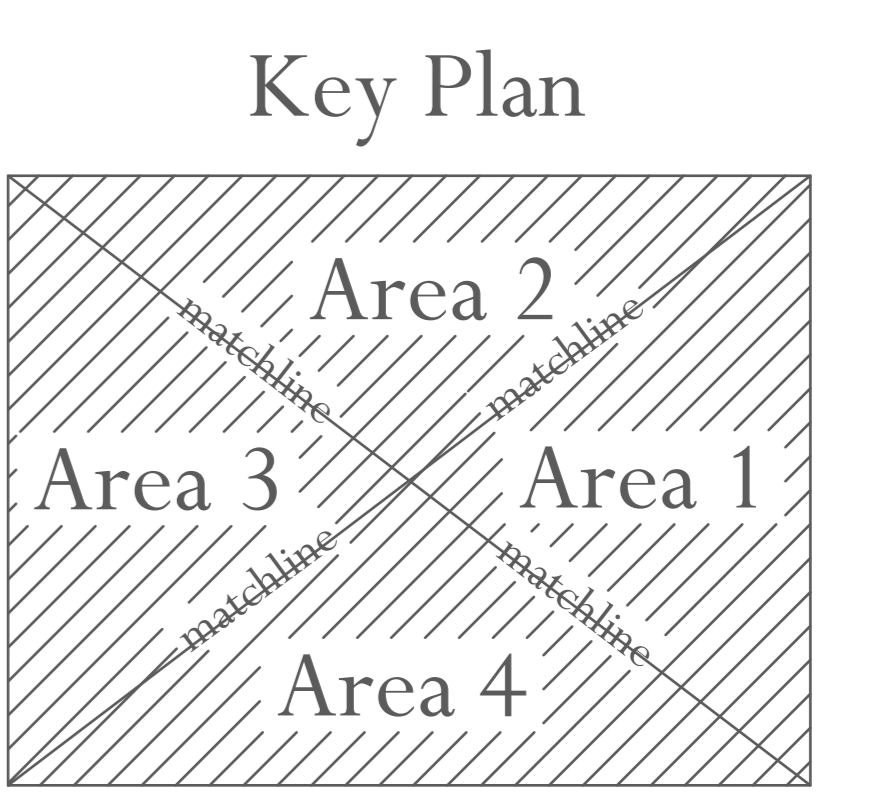
****NOTE: FIELD VERIFY EXACT LOCATION FOR ALL DUCT DETECTORS REPRESENTED ON PLANS.**





FIRE ALARM DEVICE LEGEND
NOT ALL DEVICES MAY BE USED ON THIS PLAN

- FIRE ALARM CONTROL PANEL
- FIRE ALARM ANNUNCIATOR PANEL
- FIRE ALARM TERMINAL CABINET
- FIRE ALARM POWER SUPPLY
- VOICE EVACUATION PANEL
- MANUAL PULL STATION
**WITH TAMPER PROOF COVER UNLESS OTHERWISE NOTED
- MANUAL PULL STATION
**FOR NOTIFICATION IN PUBLIC SPACES ONLY AS INDICATED ON DRAWINGS
- ADDRESSABLE VISUAL DEVICE (AVD) AS NOTED
- VISUAL DEVICE (VDR) AS NOTED
- AUDIBLE DEVICE
- THERMAL DETECTOR
- SMOKE DETECTOR
- DUCT SMOKE DETECTOR
- ADDRESSABLE RELAY
- WATER FLOW SWITCH
- TAMPER SWITCH
- DOOR HOLD
- ELEVATOR WARNING LIGHT
- TAMPER PROOF
- WEATHER PROOF
- EXPLOSION PROOF



SmartWatch
SECURITY & SOUND, LLC
325 South Highland Street, Mount Dora, FL 32757
Tele (352) 383-2479 / Fax (352) 383-3978
EF-0001248 / Email: sales@smartwatchcentral.com

PROJECT TITLE Orange County Corrections Intake and Release Center

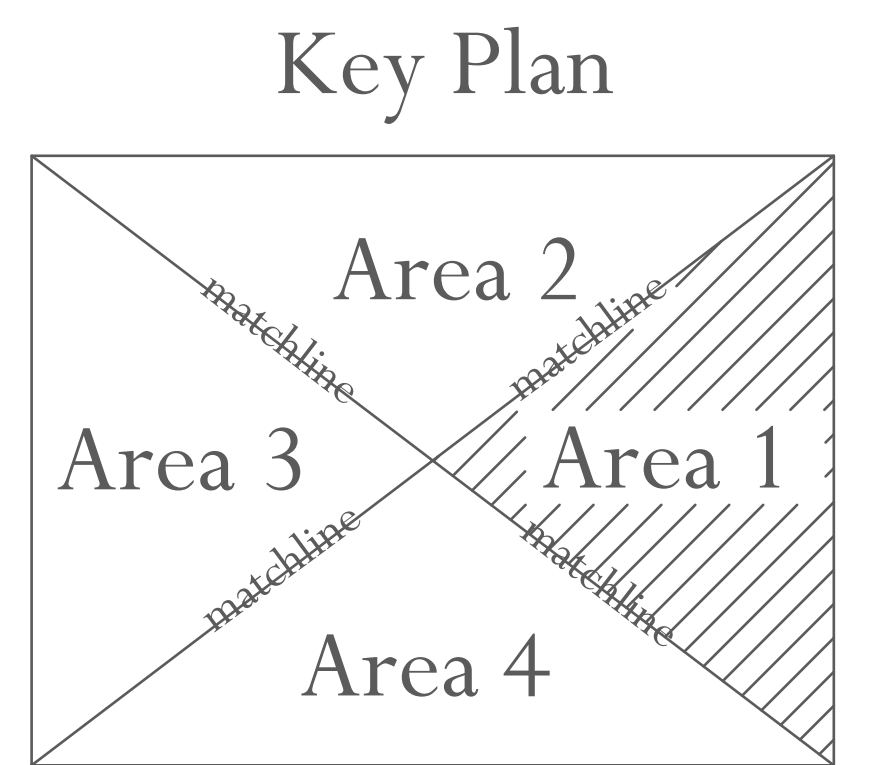
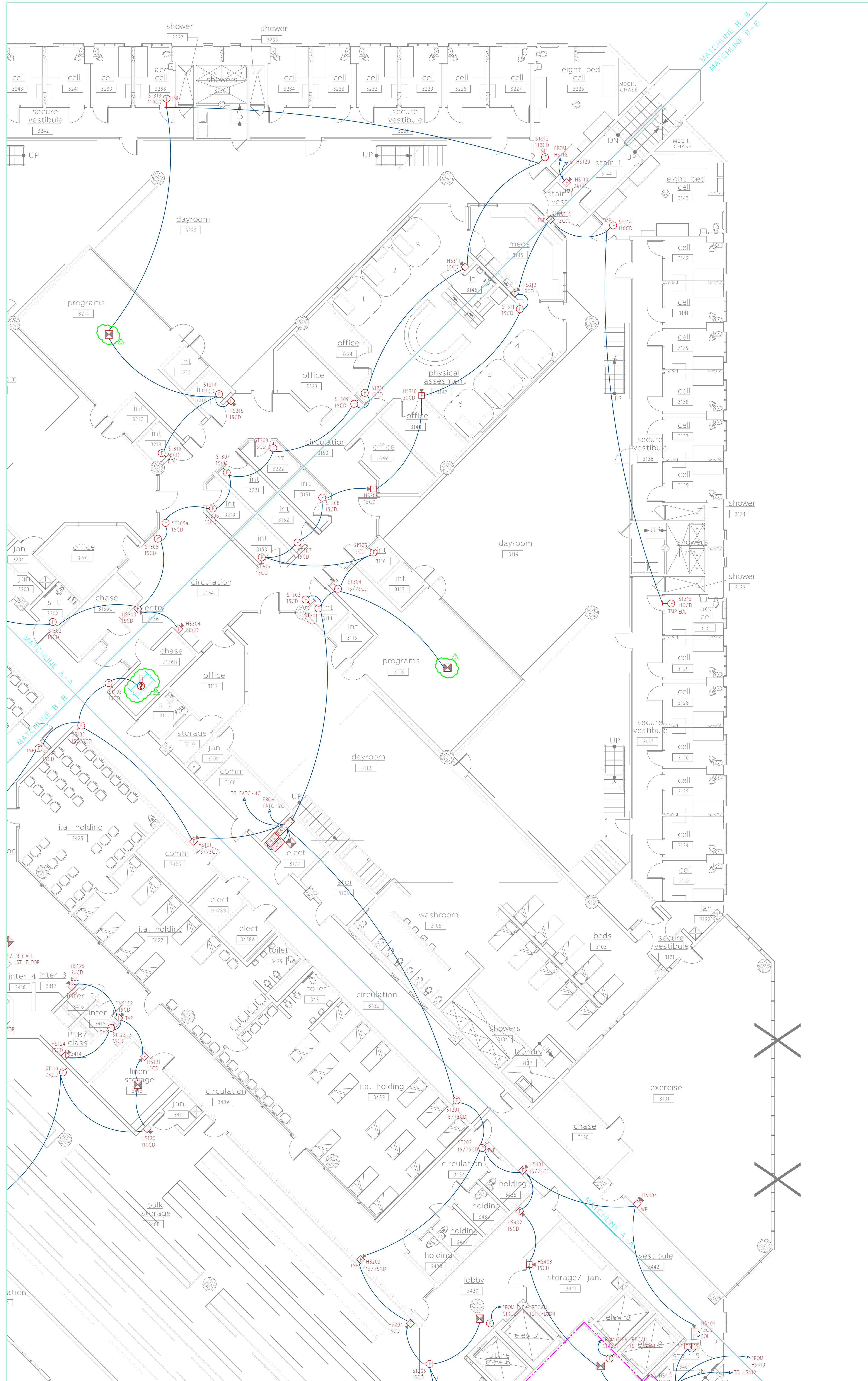
SHEET TITLE Third Floor - Fire Alarm System

DATE	SCALE	DRAWN BY	CHECKED BY	SHEET
12/15/03	3/32" = 1'	JEL/RBC	JEL	FA-3
PROJECT NUMBER 106-411				


REVISIONS				REVISIONS			
NO.	DESCRIPTION	DATE	BY	NO.	DESCRIPTION	DATE	BY
1	COMMENTS PER PR #28 / RCO-133	05/14/04	JEL	7	REVISIONS PER 1/13/05 FD PLANS REVIEW MTG.	02/17/05	JEL
2	COMMENTS PER CENTX ROONEY	05/24/04	JEL				
3	COMMENTS RCO-124	06/18/04	JEL				
4	COMMENTS RCO-238	07/19/04	JEL				
5	TLC / Fire Department Required Changes	11/23/04	JEL				
6	COMMENTS PER PR #160	01/03/05	JEL				

IFB #Y16-618-TA
Addendum No. 1
Page 18 of 30


****NOTE: FIELD VERIFY EXACT LOCATION FOR ALL DUCT DETECTORS REPRESENTED ON PLANS.**



****NOTE:** FIELD VERIFY EXACT LOCATION FOR ALL DUCT DETECTORS REPRESENTED ON PLANS.



SmartWatch
SECURITY & SOUND, LLC
325 South Highland Street, Mount Dora, FL 32757
Tele (352) 383 - 2479 / Fax (352) 383 - 3978
EF - 0001248 / Email: sales@smartwatchcentral.com



PROJECT TITLE: Orange County Corrections Intake and Release Center

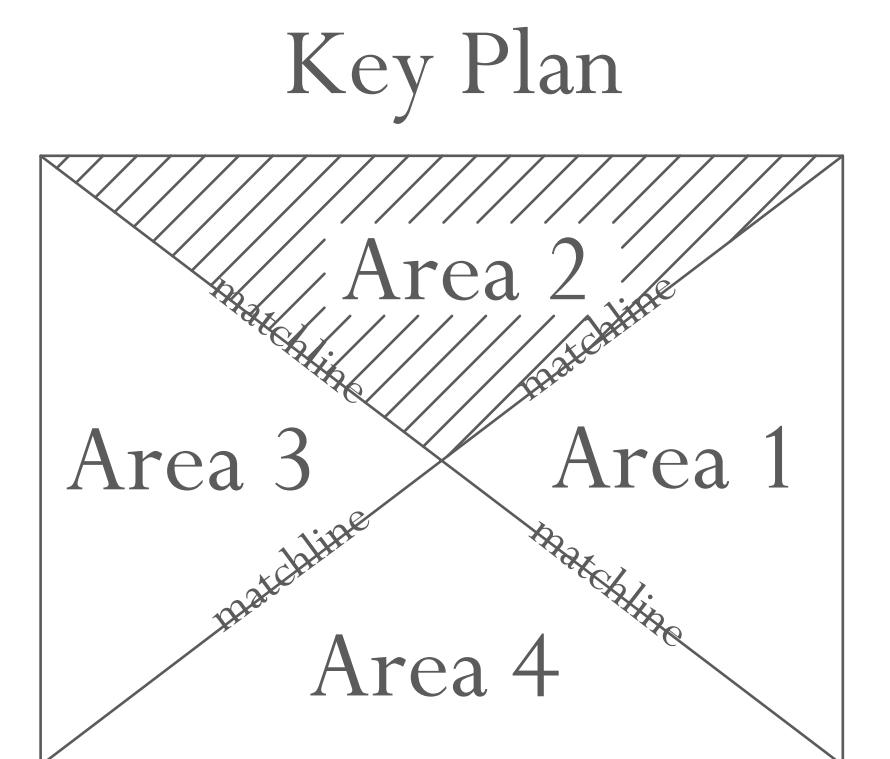
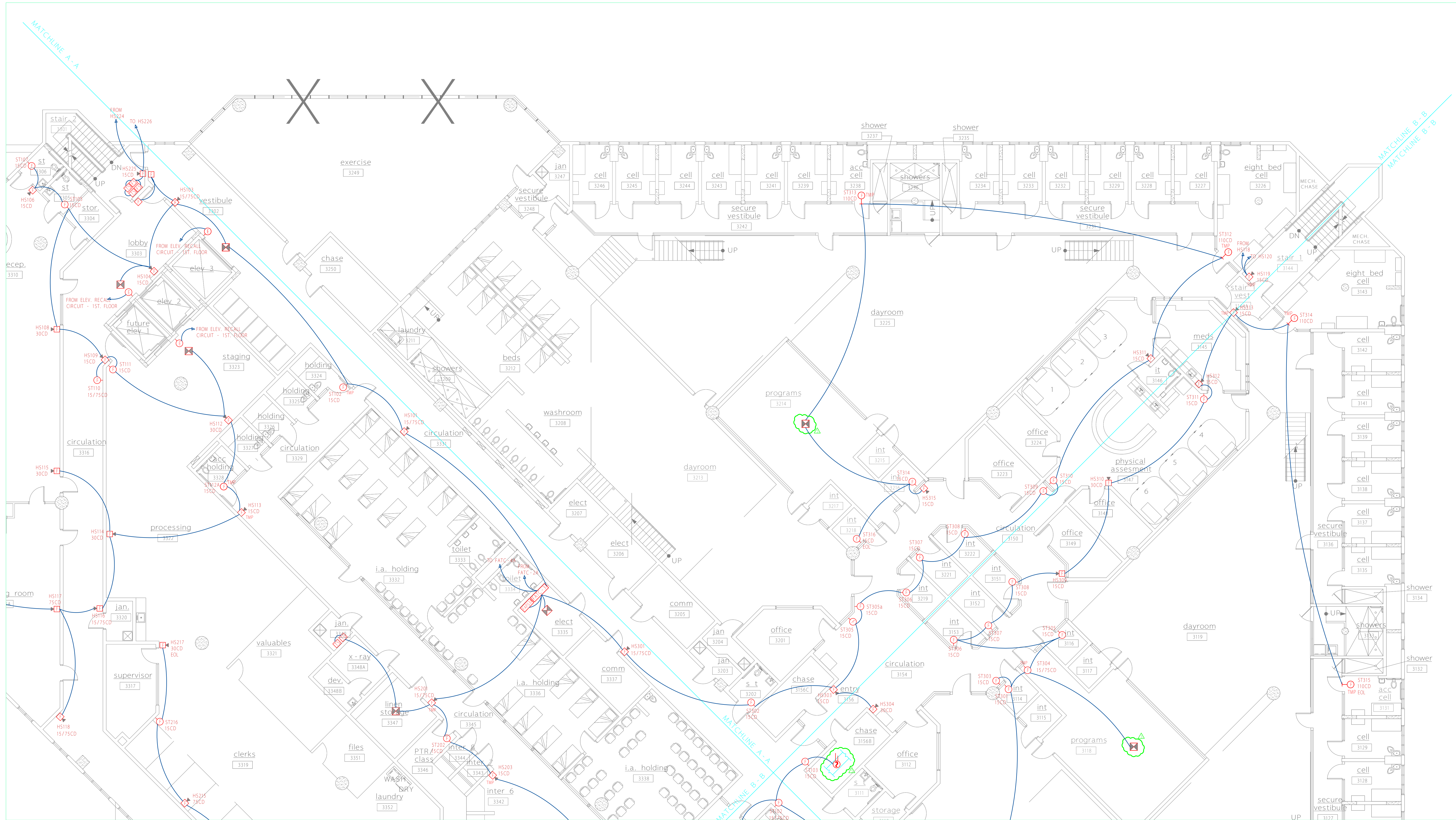
SHEET TITLE: Third Floor - Area 1 - Fire Alarm System

DATE	SCALE	DRAWN BY	CHECKED BY
12/15/03	1/8" = 1'	JEL/RBC	JEL

PROJECT NUMBER: 106-411


FA-3a

REVISIONS				REVISIONS			
NO.	DESCRIPTION	DATE	BY	NO.	DESCRIPTION	DATE	BY
1	COMMENTS PER PR #28 / RCO-133	05/14/04	JEL	7	REVISIONS PER 1/13/05 FED PLANS REVIEW MTG.	02/17/05	JEL
2	COMMENTS PER CENTEX ROONEY	05/24/04	JEL				
3	COMMENTS RCO-124	06/18/04	JEL				
4	COMMENTS RCO-238	07/19/04	JEL				
5	TLC / Fire Department Required Changes	11/23/04	JEL				
6	COMMENTS PER PR #160	01/03/05	JEL				



****NOTE:** FIELD VERIFY EXACT LOCATION FOR ALL DUCT DETECTORS REPRESENTED ON PLANS.

REVISIONS				REVISIONS			
NO.	DESCRIPTION	DATE	BY	NO.	DESCRIPTION	DATE	BY
1	COMMENTS PER PR #28 / RCO-133	05/14/04	JEL	7	REVISIONS PER 1/13/05 FED PLANS REVIEW MTG.	02/17/05	JEL
2	COMMENTS PER CENTEX ROONEY	05/24/04	JEL				
3	COMMENTS RCO-124	06/18/04	JEL				
4	COMMENTS RCO-238	07/19/04	JEL				
5	TLC / Fire Department Required Changes	11/23/04	JEL				
6	COMMENTS PER PR #160	01/03/05	JEL				



SECURITY & SOUND, LLC
325 South Highland Street, Mount Dora, FL 32757
Tele (352) 383-2479 / Fax (352) 383-3978
EF-0001248 / Email: sales@smartwatchcentral.com

PROJECT TITLE Orange County Corrections Intake and Release Center

SHEET TITLE Third Floor - Area 2 - Fire Alarm System

DATE 12/15/03

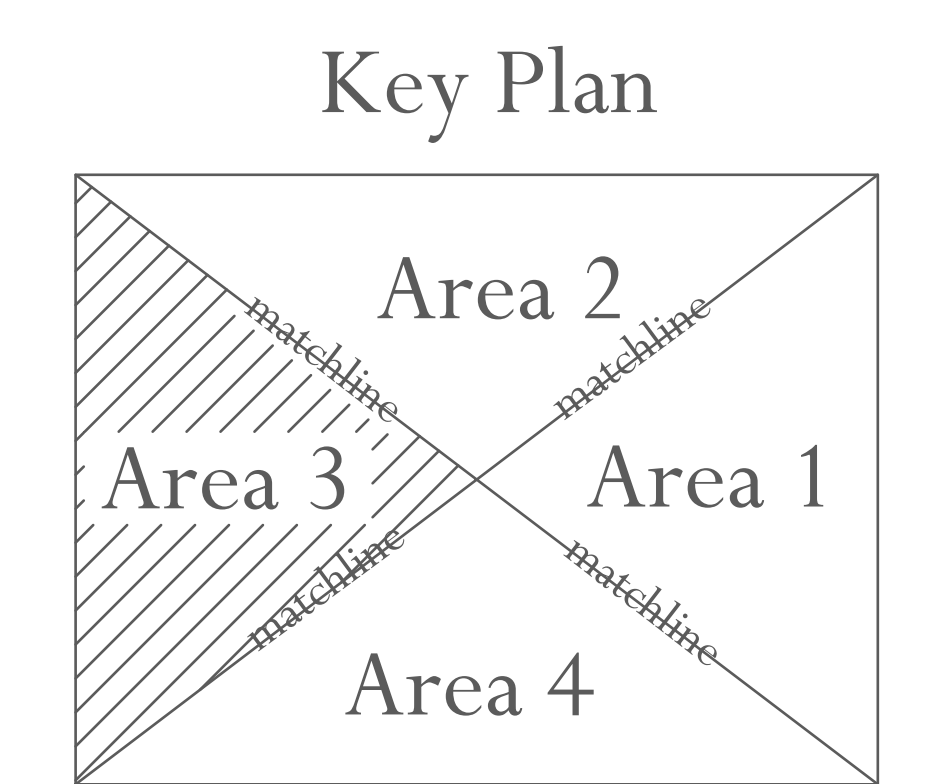
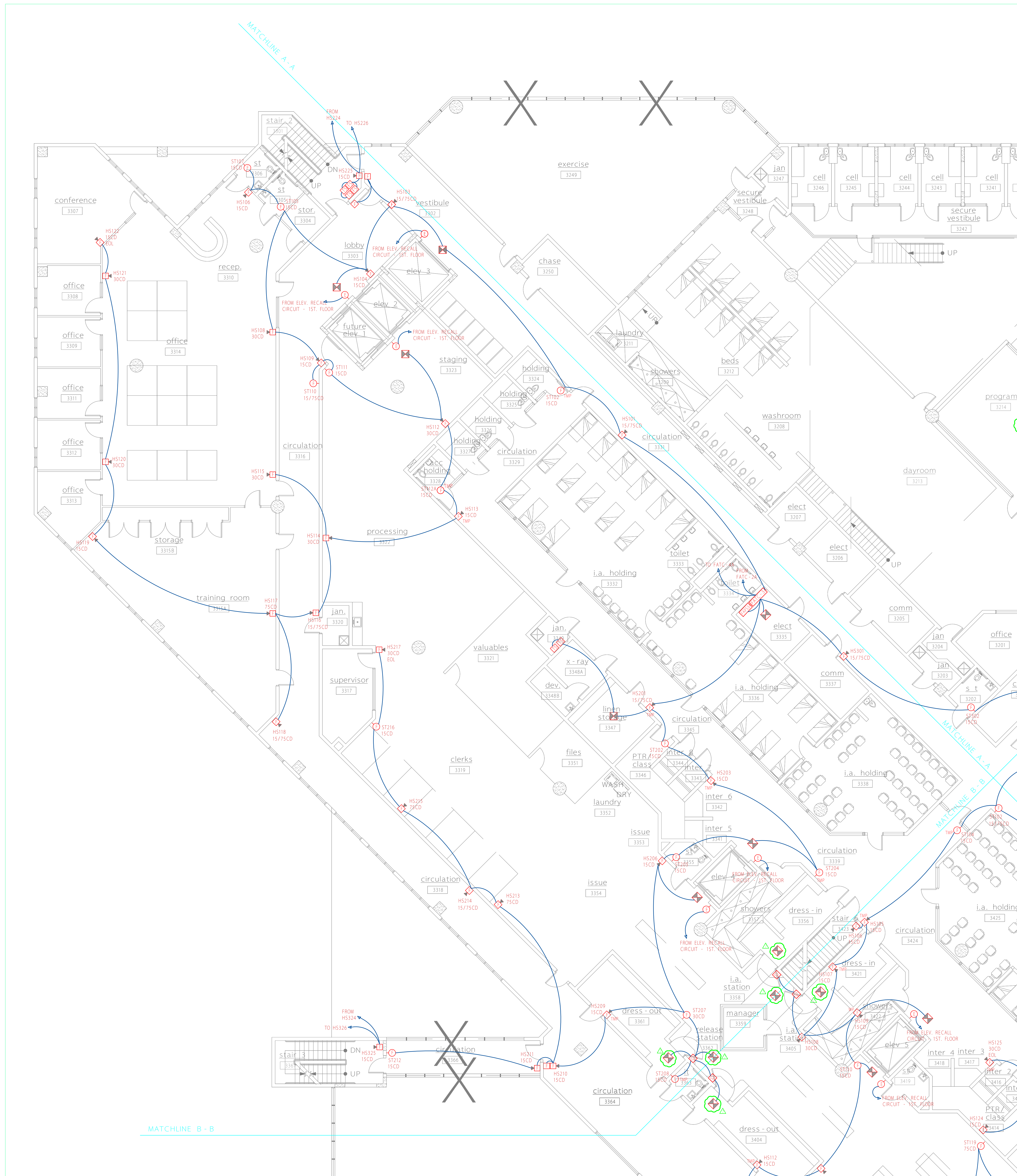
SCALE 1/8" = 1'

DRAWN BY JEL/RBC

CHECKED BY JEL


PROJECT NUMBER 106-411

SHEET FA-3b




****NOTE: FIELD VERIFY EXACT LOCATION FOR ALL DUCT DETECTORS REPRESENTED ON PLANS.**

REVISIONS				REVISIONS			
NO.	DESCRIPTION	DATE	BY	NO.	DESCRIPTION	DATE	BY
1	COMMENTS PER PR #28 / RCO-133	05/14/04	JEL	7	REVISIONS PER 1/13/05 FED PLANS REVIEW MTG.	02/17/05	JEL
2	COMMENTS PER CENTEX ROONEY	05/24/04	JEL				JEL
3	COMMENTS RCO-124	06/18/04	JEL				JEL
4	COMMENTS RCO-238	07/19/04	JEL				JEL
5	TLC / Fire Department Required Changes	11/23/04	JEL				JEL
6	COMMENTS PER PR #160	01/03/05	JEL				JEL



SmartWatch
SECURITY & SOUND, LLC
325 South Highland Street, Mount Dora, FL 32757
Tele (352) 383-2479 / Fax (352) 383-3978
EF-0001248 / Email: sales@smartwatchcentral.com

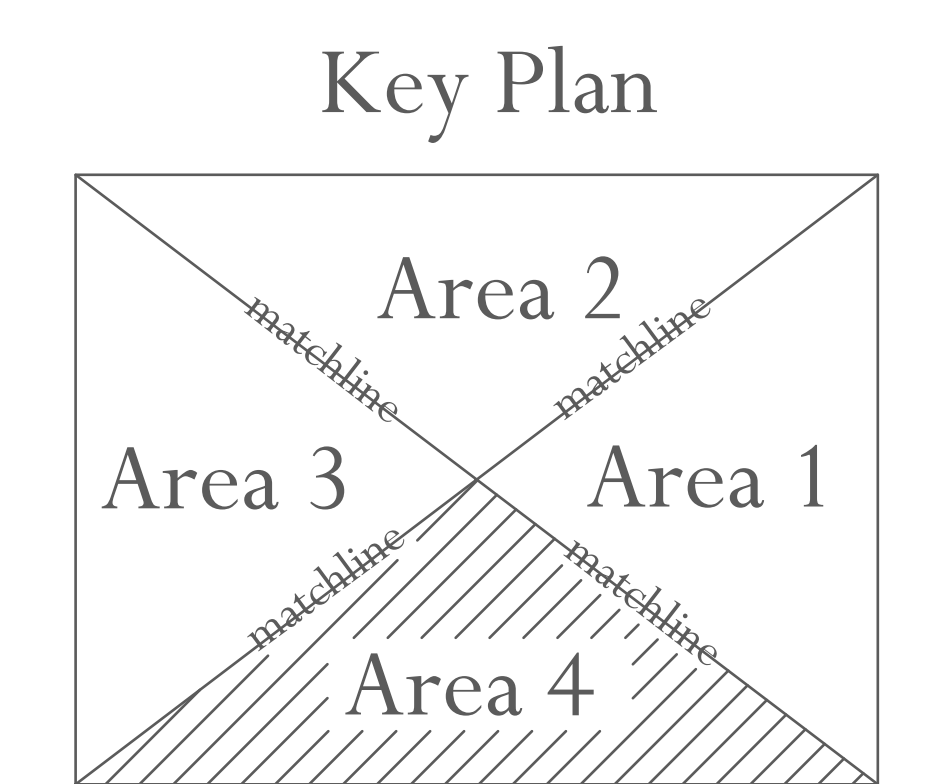
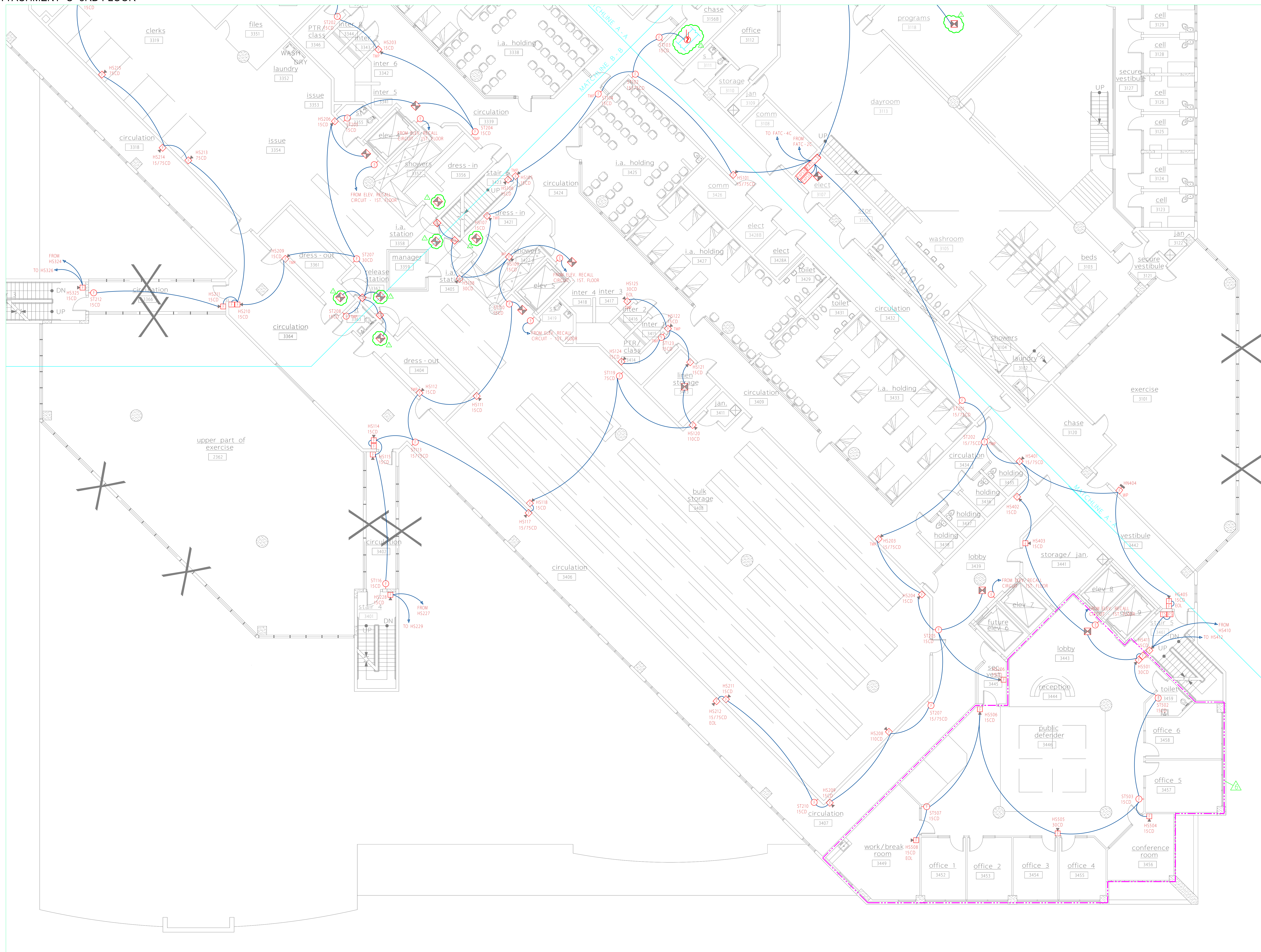


PROJECT TITLE **Orange County Corrections Intake and Release Center**

SHEET TITLE **Third Floor - Area 3 - Fire Alarm System**


DATE	SCALE	DRAWN BY	CHECKED BY	SHEET
12/15/03	1/8" = 1'	JEL/RBC	JEL	FA-3c

PROJECT NUMBER **106-411**




****NOTE: FIELD VERIFY EXACT LOCATION FOR ALL DUCT DETECTORS REPRESENTED ON PLANS.**

REVISIONS				REVISIONS			
NO.	DESCRIPTION	DATE	BY	NO.	DESCRIPTION	DATE	BY
1	COMMENTS PER PR #28 / RCO-133	05/14/04	JEL	7	REVISIONS PER 1/13/05 FED PLANS REVIEW MTG.	02/17/05	JEL
2	COMMENTS PER CENTEX ROONEY	05/24/04	JEL				
3	COMMENTS RCO-124	06/18/04	JEL				
4	COMMENTS RCO-238	07/19/04	JEL				
5	TLC / Fire Department Required Changes	11/23/04	JEL				
6	COMMENTS PER PR #160	01/03/05	JEL				



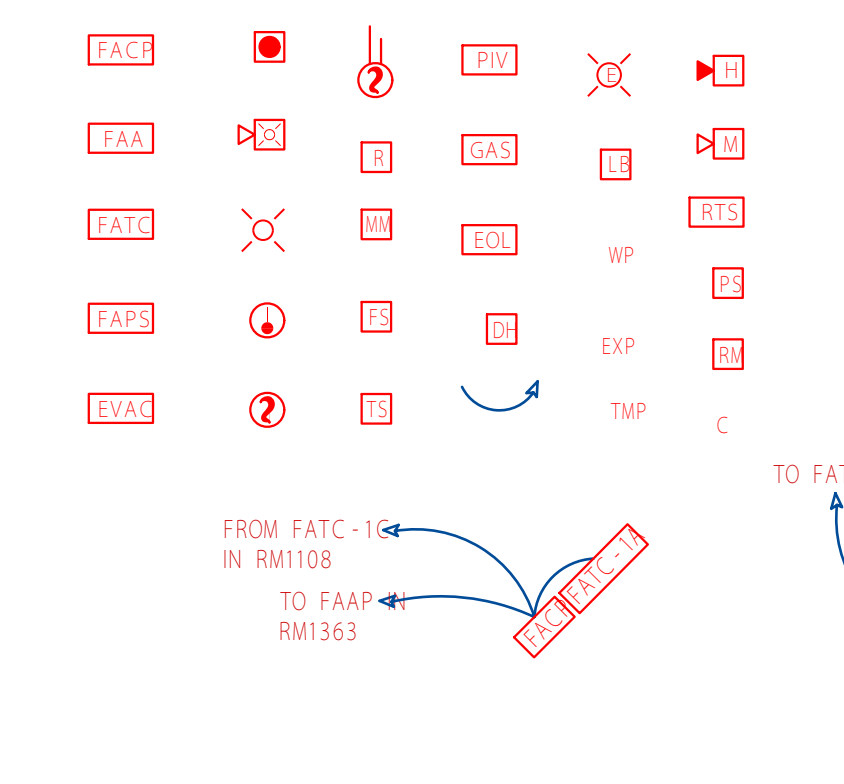
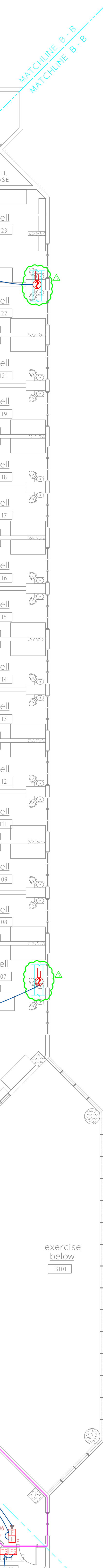
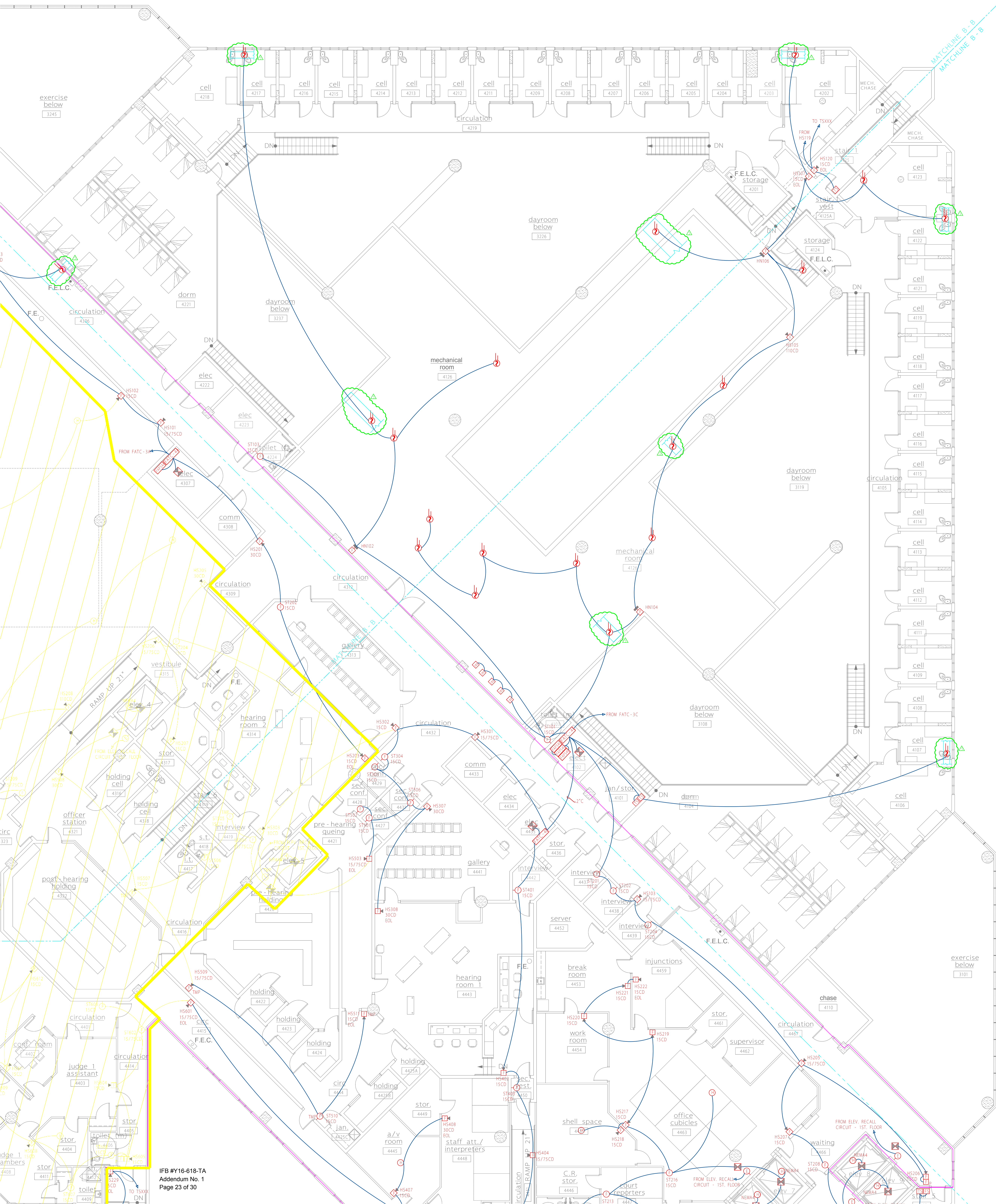
SmartWatch
SECURITY & SOUND, LLC
325 South Highland Street, Mount Dora, FL 32757
Tele (352) 383-2479 / Fax (352) 383-3978
EF-0001248 / Email: sales@smartwatchcentral.com

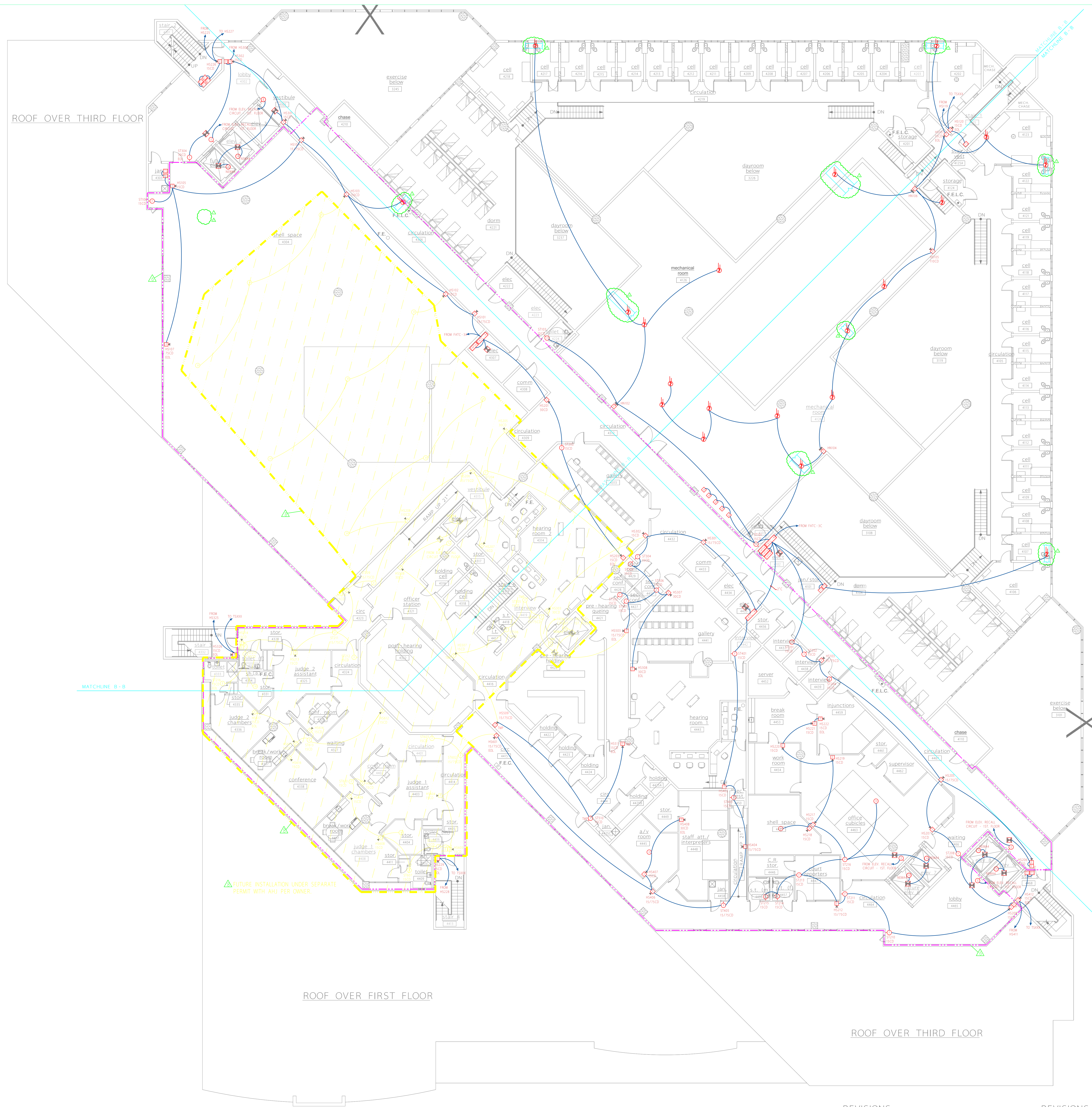


PROJECT TITLE: Orange County Corrections Intake and Release Center

SHEET TITLE: Third Floor - Area 4 - Fire Alarm System

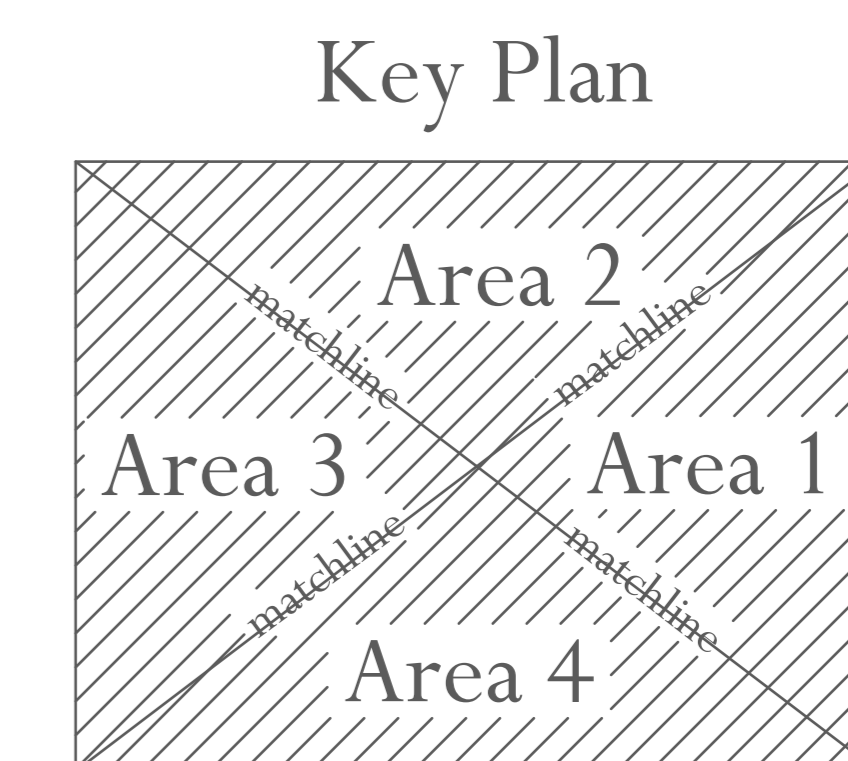
DATE	SCALE	DRAWN BY	CHECKED BY	SHEET
12/15/03	1/8" = 1'	JEL/RBC	JEL	FA-3d
PROJECT NUMBER	106-411			





FIRE ALARM DEVICE LEGEND
NOT ALL DEVICES MAY BE USED ON THIS FLOOR

- FIRE ALARM CONTROL PANEL
- FIRE ALARM ANNUNCIATOR PANEL
- FIRE ALARM TERMINAL CABINET
- FIRE ALARM POWER SUPPLY
- VOICE EVACUATION PANEL
- MANUAL-PULL STATION
**WITH TAMPER PROOF COVER UNLESS OTHERWISE NOTED
- MANUAL-PULL STATION
**FOR NOTIFICATION IN PUBLIC SPACES ONLY AS INDICATED ON DRAWINGS
- ADDRESS/VISUAL DEVICE (CANDELA AS NOTED)
- VISUAL DEVICE (CANDELA AS NOTED)
- ADDRESS DEVICE
- THERMAL DETECTOR
- SMOKE DETECTOR
- EXACT SMOKE DETECTOR
- ADDRESSABLE RELAY
- WATER FLOW SWITCH
- TAMPER SWITCH
- DOOR HOLD
- ELEVATOR WARNING LIGHT
- TAMPER PROOF
- WEATHER PROOF
- EXPLOSION PROOF



****NOTE: FIELD VERIFY EXACT LOCATION FOR ALL DUCT DETECTORS REPRESENTED ON PLANS.**

REVISIONS				REVISIONS			
NO.	DESCRIPTION	DATE	BY	NO.	DESCRIPTION	DATE	BY
1	COMMENTS PER PR #28 / RCO-133	05/14/04	JEL	7	REVISIONS PER 11/13/05 FD PLANS REVIEW MTG.	02/17/05	JEL
2	COMMENTS PER CENTEX ROONEY	05/24/04	JEL	8	REVISIONS PER OWNER - FUTURE PROJECT	01/25/06	JEL
3	COMMENTS RCO-124	06/18/04	JEL				
4	COMMENTS RCO-238	07/19/04	JEL				
5	TLC / Fire Department Required Changes	11/23/04	JEL				
6	COMMENTS PER PR #160	01/03/05	JEL				

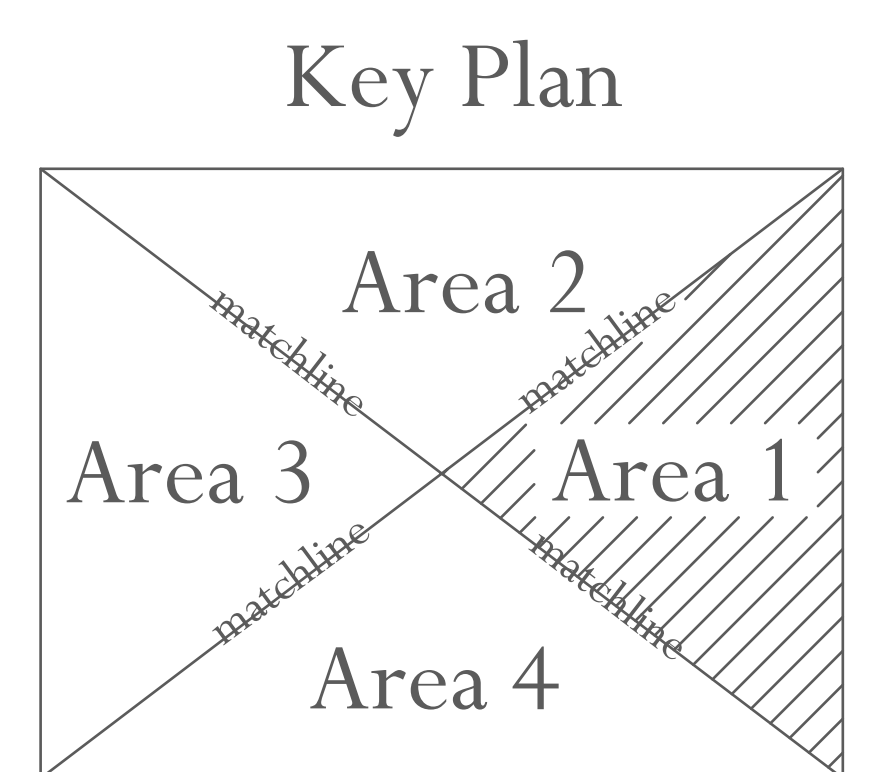
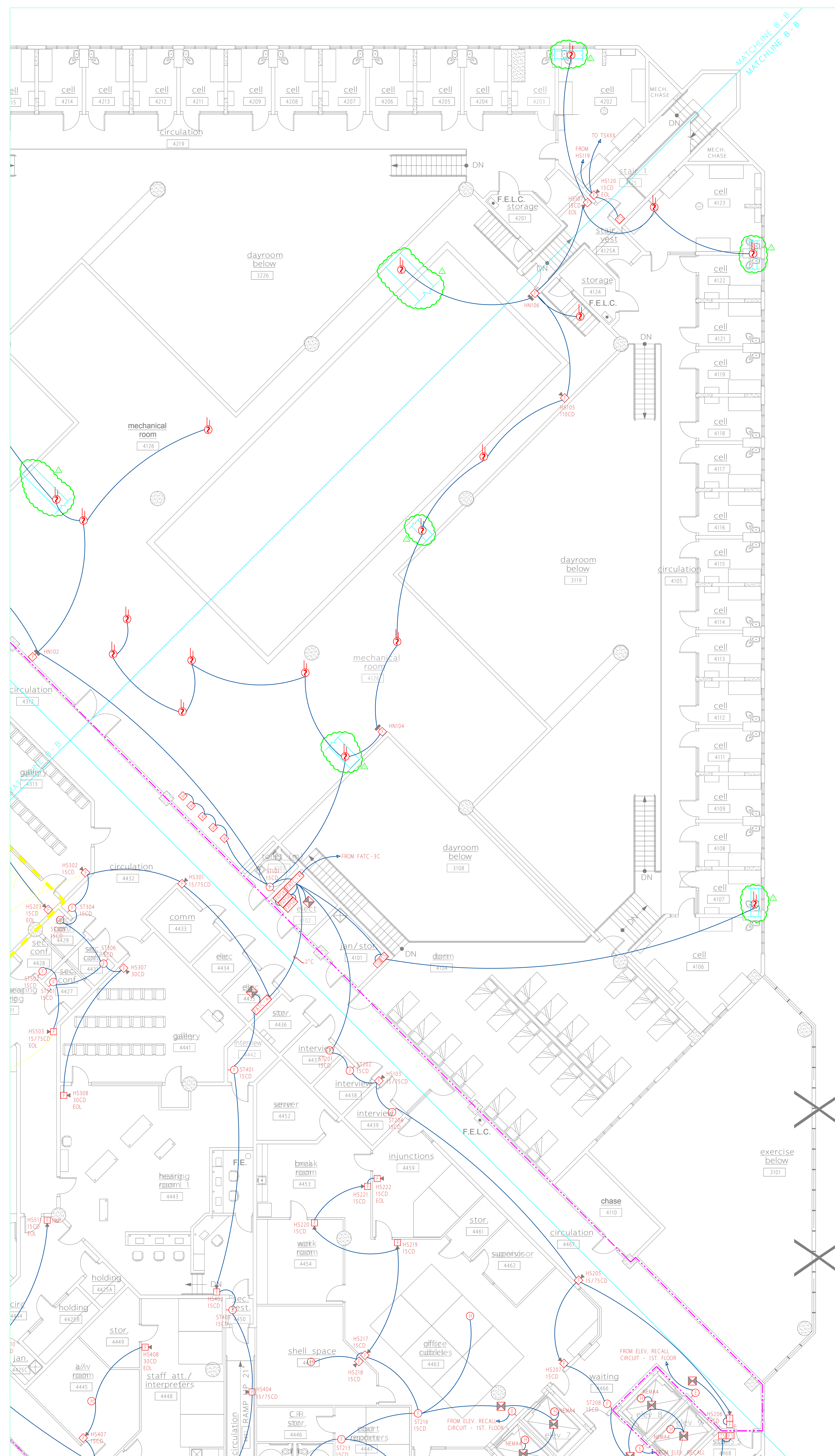
SmartWatch
SECURITY & SOUND, LLC
325 South Highland Street, Mount Dora, FL 32757
Tel (352) 383-2479 / Fax (352) 383-3978
EF-0001248 / Email: sales@smartwatchcentral.com

PROJECT TITLE Orange County Corrections Intake and Release Center


SHEET TITLE Fourth - Fire Alarm System

DATE	SCALE	DRAWN BY	CHECKED BY	SHEET
12/15/03	3/32" = 1'	JEL/RBC	JEL	FA-4


PROJECT NUMBER 106-411



****NOTE:** FIELD VERIFY EXACT LOCATION FOR ALL DUCT DETECTORS REPRESENTED ON PLANS.

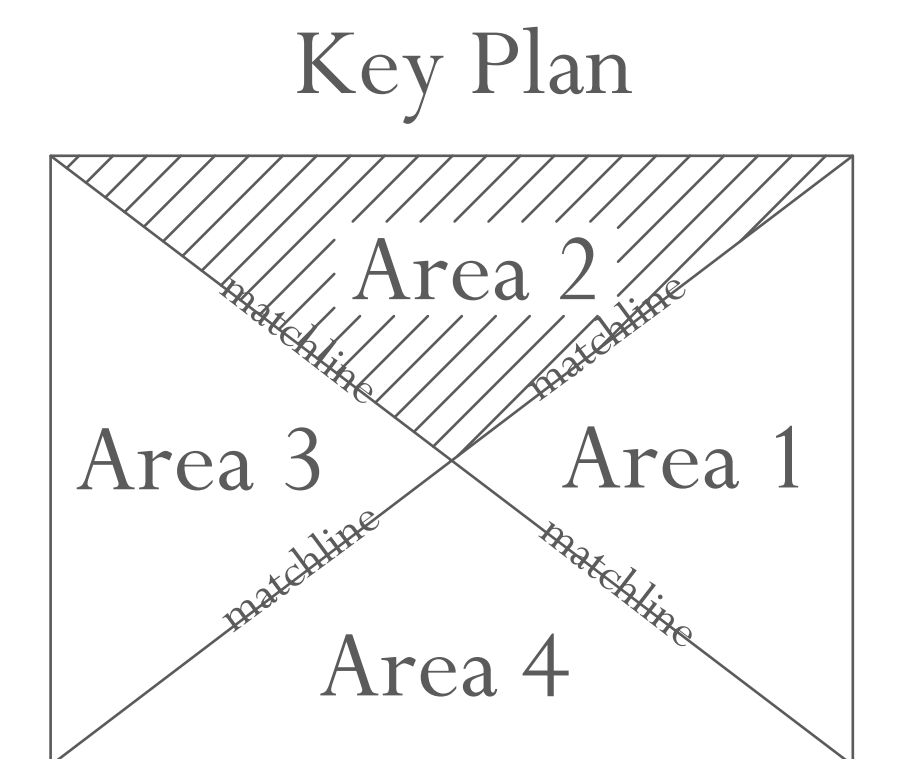
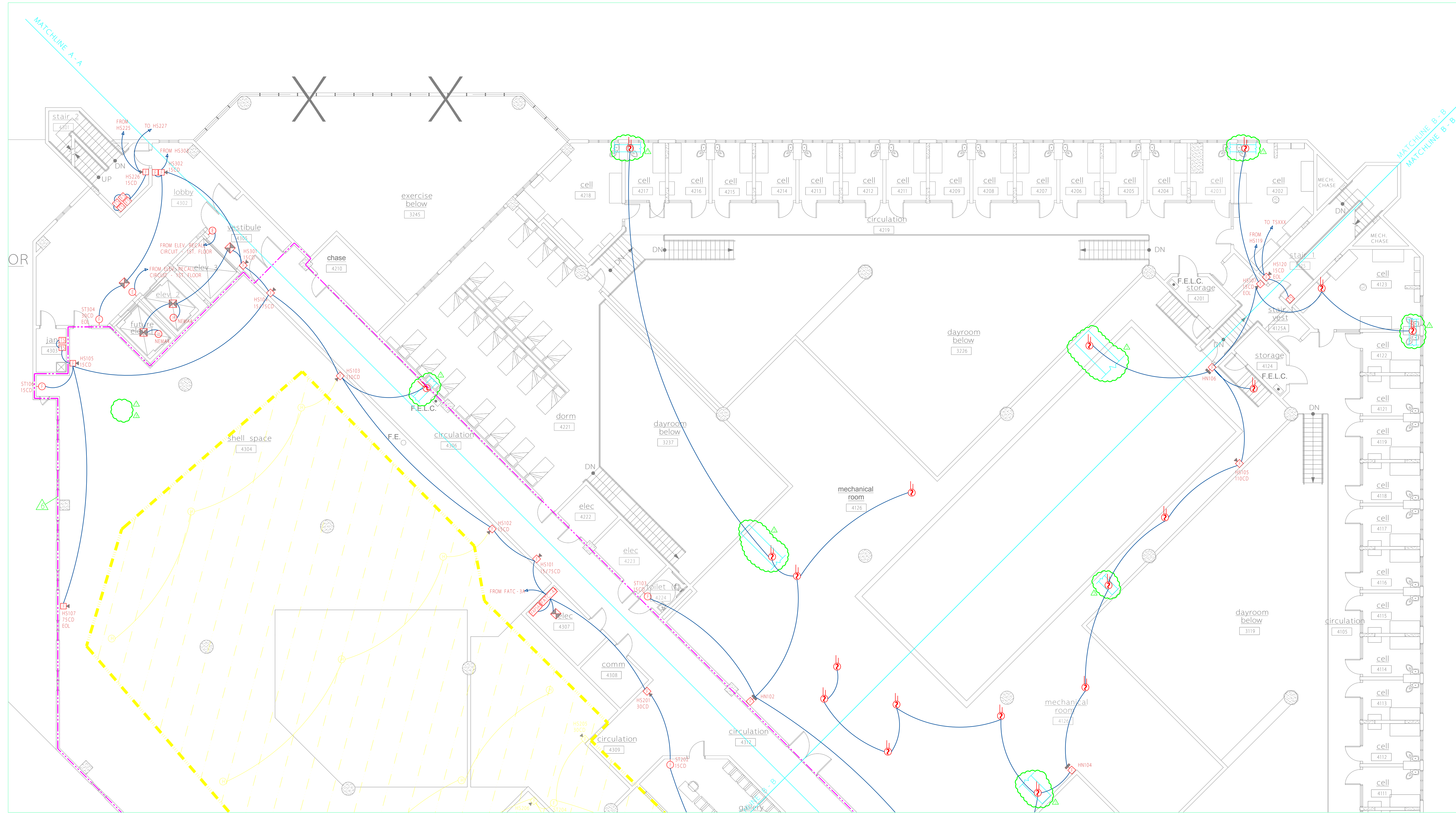


SECURITY & SOUND, LLC
 325 South Highland Street, Mount Dora, FL 32757
 Tele (352) 383-2479 / Fax (352) 383-3978
 EF-0001248 / Email: sales@smartwatchcentral.com



PROJECT TITLE		Orange County Corrections Intake and Release Center			
SHEET TITLE		Fourth Floor - Area 1 - Fire Alarm System			
DATE	SCALE	DRAWN BY	CHECKED BY	SHEET	
12/15/03	1/8" = 1'	JEL/RBC	JEL	FA-4a	
PROJECT NUMBER	106-411				

REVISIONS				REVISIONS			
NO.	DESCRIPTION	DATE	BY	NO.	DESCRIPTION	DATE	BY
1	COMMENTS PER PR #28 / RCO-133	05/14/04	JEL	7	REVISIONS PER 1/13/05 FD PLANS REVIEW MTG.	02/17/05	JEL
2	COMMENTS PER CENTEX ROONEY	05/24/04	JEL				
3	COMMENTS RCO-124	06/18/04	JEL				
4	COMMENTS RCO-238	07/19/04	JEL				
5	TLC / Fire Department Required Changes	11/23/04	JEL				
6	COMMENTS PER PR #160	01/03/05	JEL				



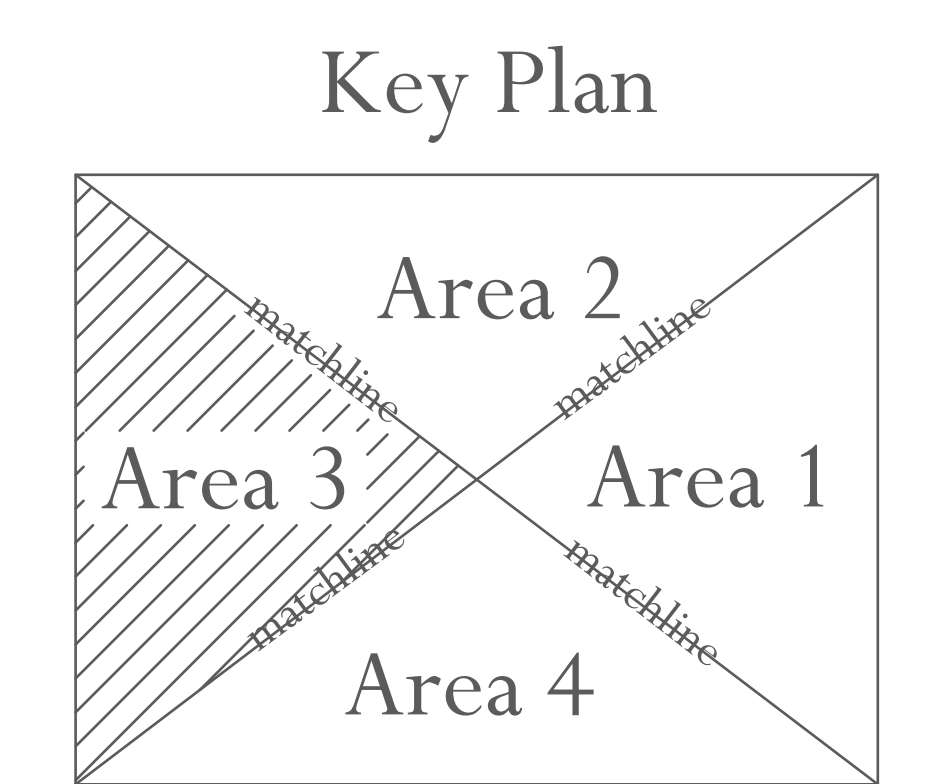
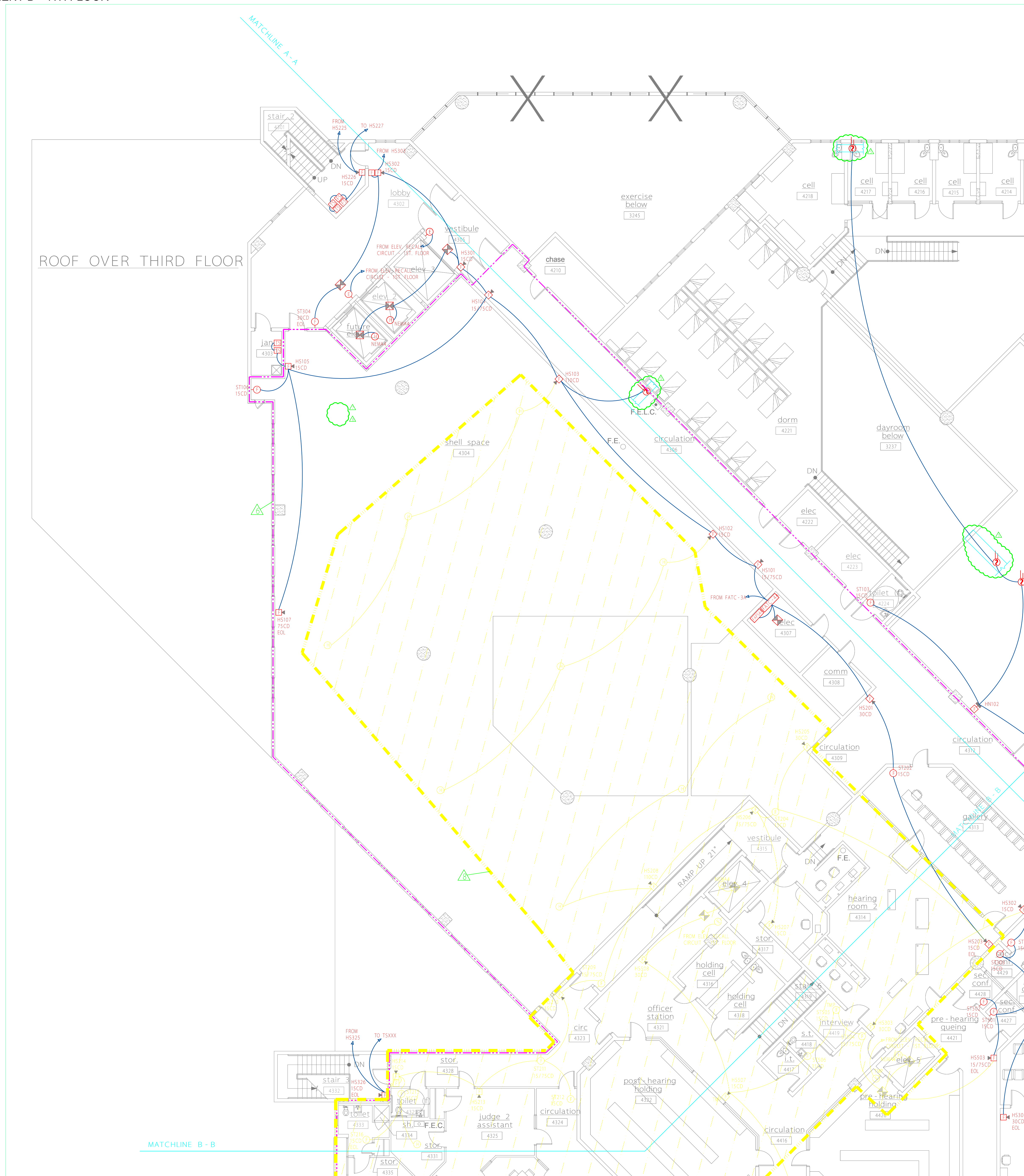
****NOTE:** FIELD VERIFY EXACT LOCATION FOR ALL DUCT DETECTORS REPRESENTED ON PLANS.

SmartWatch
 SECURITY & SOUND, LLC
 325 South Highland Street, Mount Dora, FL 32757
 Tele (352) 383-2479 / Fax (352) 383-3978
 EF-0001248 / Email: sales@smartwatchcentral.com

PROJECT TITLE: Orange County Corrections Intake and Release Center
 SHEET TITLE: Third Floor Upper Level - Area 2 - Fire Alarm System

DATE	SCALE	DRAWN BY	CHECKED BY	SHEET
12/15/03	1/8" = 1'	JEL/RBC	JEL	FA-4b
PROJECT NUMBER	106-411			

REVISIONS				REVISIONS			
NO.	DESCRIPTION	DATE	BY	NO.	DESCRIPTION	DATE	BY
1	COMMENTS PER PR #28 / RCO-133	05/14/04	JEL	7	REVISIONS PER 1/13/05 FPD PLANS REVIEW MTG.	02/17/05	JEL
2	COMMENTS PER CENTEX ROONEY	05/24/04	JEL				JEL
3	COMMENTS RCO-124	06/18/04	JEL				JEL
4	COMMENTS RCO-238	07/19/04	JEL				JEL
5	TLC / Fire Department Required Changes	11/23/04	JEL				JEL
6	COMMENTS PER PR #160	01/03/05	JEL				JEL



SmartWatch
SECURITY & SOUND, LLC
325 South Highland Street, Mount Dora, FL 32757
Tele (352) 383-2479 / Fax (352) 383-3978
EF-0001248 / Email: sales@smartwatchcentral.com

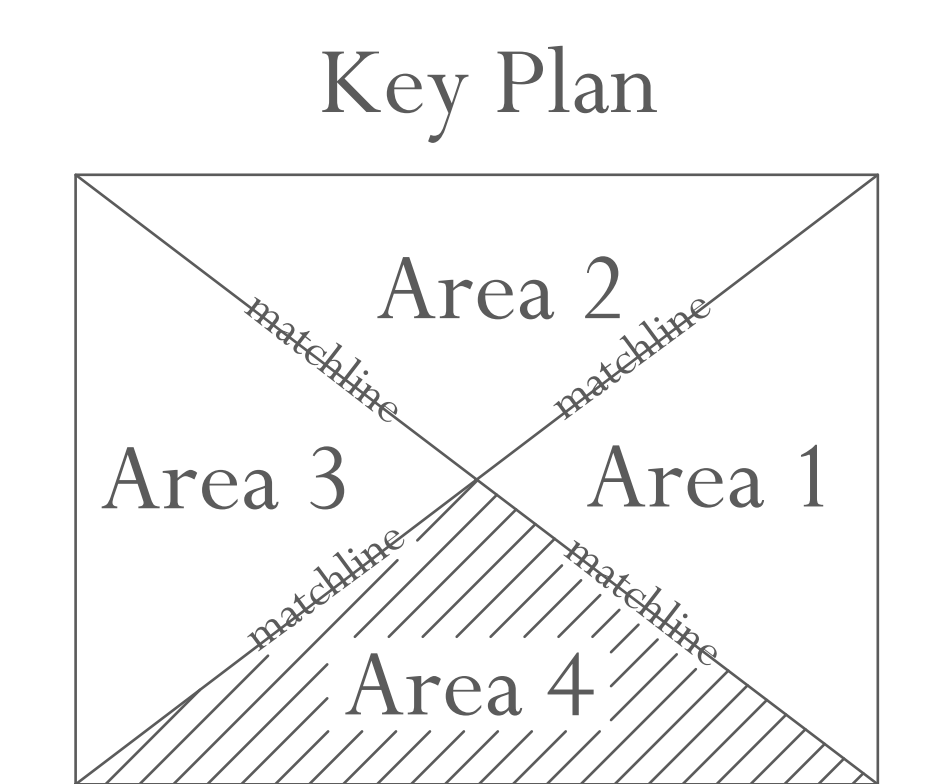
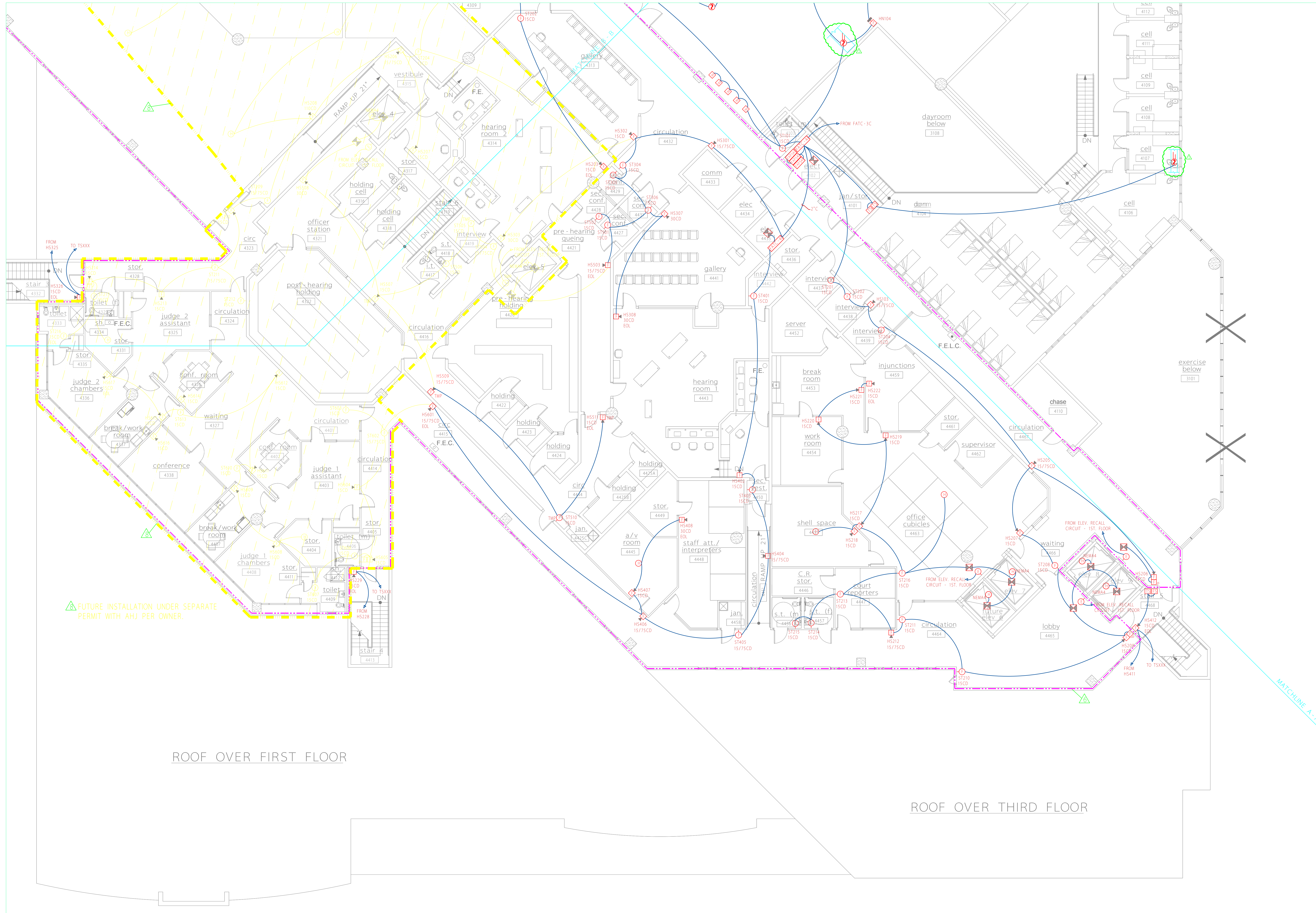
PROJECT TITLE: Orange County Corrections Intake and Release Center
SHEET TITLE: Third Floor Upper Level - Area 3 - Fire Alarm System

DATE	SCALE	DRAWN BY	CHECKED BY	SHEET
12/15/03	1/8" = 1'	JEL/RBC	JEL	FA-4c
PROJECT NUMBER	106-411			


REVISIONS				REVISIONS			
NO.	DESCRIPTION	DATE	BY	NO.	DESCRIPTION	DATE	BY
1	COMMENTS PER PR #28 / RCO-133	05/14/04	JEL	7	REVISIONS PER 1/13/05 FED PLANS REVIEW MTG.	02/17/05	JEL
2	COMMENTS PER CENTEX ROONEY	05/24/04	JEL				
3	COMMENTS RCO-124	06/18/04	JEL				
4	COMMENTS RCO-238	07/19/04	JEL				
5	TLC / Fire Department Required Changes	11/23/04	JEL				
6	COMMENTS PER PR #160	01/20/05	JEL				

IFB #Y16-618-TA
Addendum No. 1
Page 27 of 30

****NOTE: FIELD VERIFY EXACT LOCATION FOR ALL DUCT DETECTORS REPRESENTED ON PLANS.**



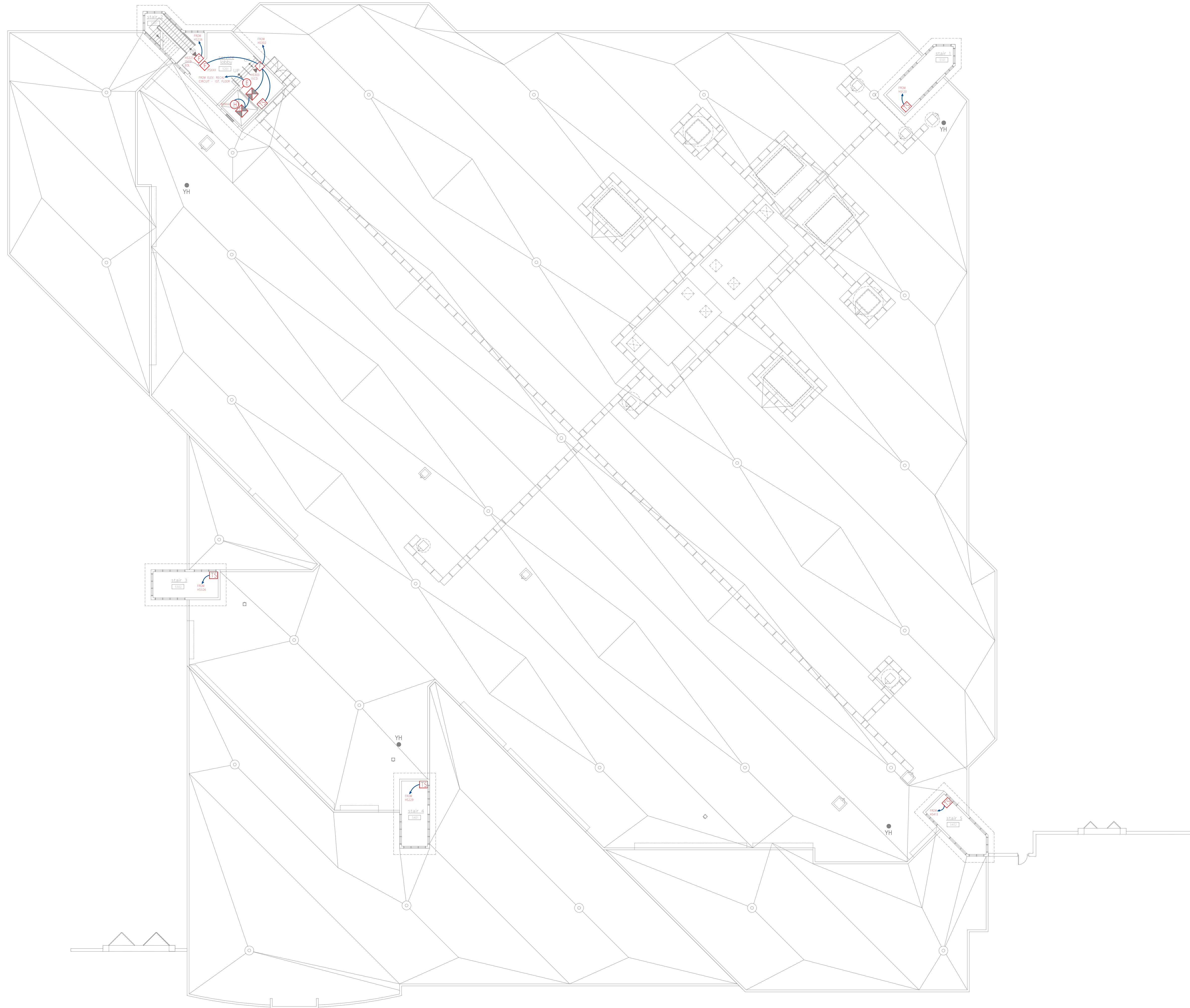
****NOTE:** FIELD VERIFY EXACT LOCATION FOR ALL DUCT DETECTORS REPRESENTED ON PLANS.



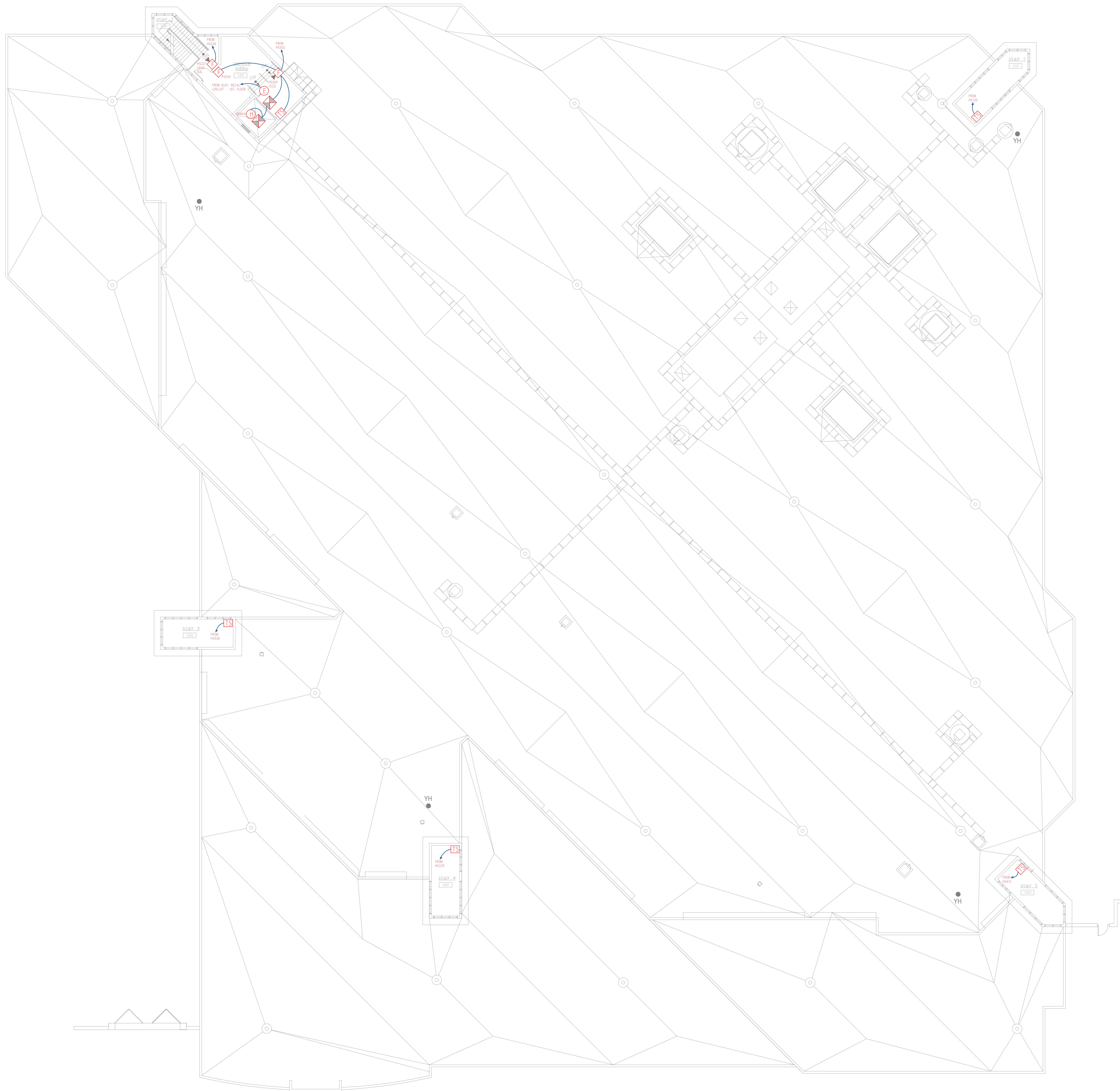
SECURITY & SOUND, LLC
325 South Highland Street, Mount Dora, FL 32757
Tele (352) 383-2479 / Fax (352) 383-3978
EF-0001248 / Email: sales@smartwatchcentral.com

PROJECT TITLE		Orange County Corrections Intake and Release Center			
SHEET TITLE		Fourth Floor - Area 4 - Fire Alarm System			
DATE	SCALE	DRAWN BY	CHECKED BY	SHEET	
12/15/03	1/8" = 1'	JEL/RBC	JEL	FA-4d	
PROJECT NUMBER	106-411				

REVISIONS				REVISIONS			
NO.	DESCRIPTION	DATE	BY	NO.	DESCRIPTION	DATE	BY
1	COMMENTS PER PR #28 / RCO-133	05/14/04	JEL	7	REVISIONS PER 1/13/05 FD PLANS REVIEW MTG.	02/17/05	JEL
2	COMMENTS PER CENTEX ROONEY	05/24/04	JEL				
3	COMMENTS RCO-124	06/18/04	JEL				
4	COMMENTS RCO-238	07/19/04	JEL				
5	TLC / Fire Department Required Changes	11/23/04	JEL				
6	COMMENTS PER PR #160	01/03/05	JEL				



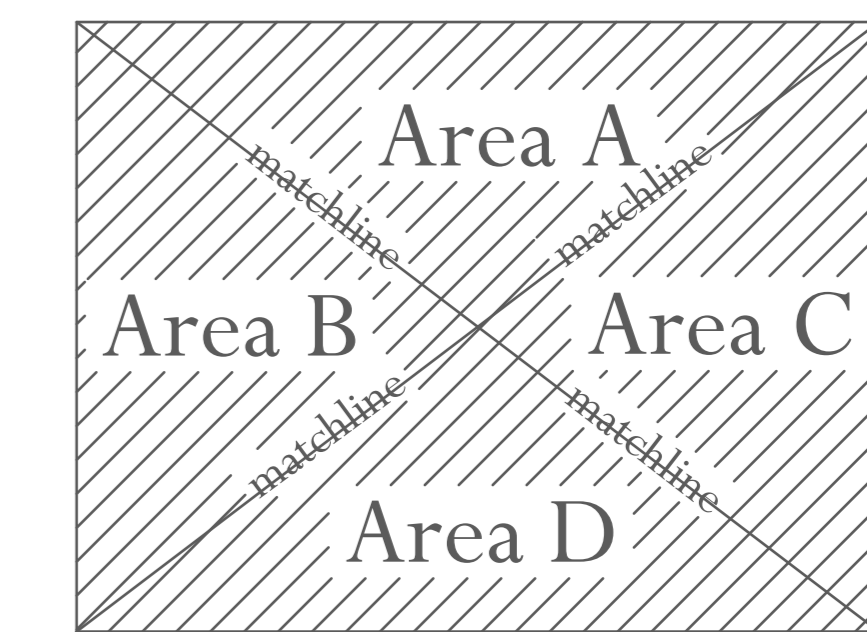
overall roof plan - electrical
1/16"=1'-0"




FIRE ALARM DEVICE LEGEND
NOT TO SCALE UNLESS OTHERWISE NOTED


- FIRE ALARM CONTROL PANEL
- FIRE ALARM ANNUNCIATOR PANEL
- FIRE ALARM TERMINAL CABINET
- FIRE ALARM POWER SUPPLY
- VOICE EVACUATION PANEL
- MANUAL PULL STATION
*WITH TAMPER PROOF COVER UNLESS OTHERWISE NOTED
- MANUAL PULL STATION
*FOR NOTIFICATION IN PUBLIC SPACES ONLY AS INDICATED ON DRAWING
- AUDIBLE/VISUAL DEVICE (CANDELA AS NOTED)
- AUDIBLE DEVICE
- THERMAL DETECTOR
- SMOKE DETECTOR
- DUCT SMOKE DETECTOR
- ADDRESSABLE RELAY
- WATER FLOW SWITCH
- FAMMER SWITCH
- DOOR HOLD
- ELEVATOR WARNING LIGHT
- FAMMER PROOF
- WEATHER PROOF
- EXPLOSION PROOF

Key Plan





SmartWatch
SECURITY & SOUND, LLC
325 South Highland Street, Mount Dora, FL 32757
Tele (352) 383-2479 / Fax (352) 383-3978
EF-0001248 / Email: sales@smartwatchcentral.com



PROJECT TITLE **Orange County Corrections Intake and Release Center**

SHEET TITLE **Roof Plan - Fire Alarm Conduit**

NO.	DESCRIPTION	DATE	BY	DATE	SCALE	DRAWN BY	CHECKED BY	SHEET
1	COMMENTS PER PR #28 / RCO-133	05/14/04	JEL	12/15/03	3/32" = 1'	JEL/RBC	JEL	FA-5
2	COMMENTS PER CENTEX ROONEY	05/24/04	JEL					

PROJECT NUMBER **106-411**